



200+ BEST BARNDOMINIUM HOUSE PLANS

(918)859-6054
info@ocbuildingsales.com

www.ocbuildingsales.com

Table of Contents

Type of Plan	Plan Name	Plan Code	Category	Dimensions	Page #
3D Renders and Design Details	The Parkstone Plan	(PA0023-A)	3 Bedroom	42' x 73'	12
	The Nelmes Plan	(NE0702-A)	2 Bedroom	30' x 60'	13
	The Coopersale Plan	(C00544-A)	4 Bedroom	48' x 84'	14
	The Hillcrest Plan	(HI0324-A)	4 Bedroom	36' x 72'	15
	The Herbert Plan	(HE0013-A)	3 Bedroom	42' x 50'	16
	The Berther Plan	(BE0033-A)	3 Bedroom	65' x 36'	17
	The Beverly Plan	(BE0063-A)	3 Bedroom	40' x 80'	18
	The Cecil Plan	(CE0123-A)	3 Bedroom	40' x 40'	19
	The Ernest Plan	(ER0053-A)	3 Bedroom	36' x 80'	20
	The Ferndown Plan	(FE0043-A)	3 Bedroom	36' x 75'	21
	The Glenwood Plan	(GL0573-A)	3 Bedroom	35' x 70'	22
	The Tiptree Plan	(TI0103-A)	3 Bedroom	30' x 40'	23
	The Wedlake Plan	(WE0113-A)	3 Bedroom	30' x 40'	24
	The Parkway Plan	(PA0173-A)	3 Bedroom	40' x 80'	25
	The Byron Plan	(BY0632-A)	2 Bedroom	35' x 28'	26
	The Cranbrook Plan	(CR0583-A)	3 Bedroom	30' x 75'	27
	The Emerson Plan	(EM0183-A)	3 Bedroom	40' x 80'	28
	The Haynes Plan	(HA0163-A)	3 Bedroom	72' x 60'	29
	The Masefield Plan	(MA0603-A)	3 Bedroom	34' x 60'	30
	The Primrose Plan	(PR0593-A)	3 Bedroom	30' x 60'	31
	The Stafford Plan	(ST0613-A)	3 Bedroom	48' x 47'	32
	The Woodfield Plan	(W00203-A)	3 Bedroom	40' x 80'	33
	The Vernon Plan	(VE0802-A)	2 Bedroom	40' x 40'	34
	The Warwick Plan	(WA0692-A)	2 Bedroom	30' x 60'	35
	The Carlton Plan	(CA1002-A)	2 Bedroom	50' x 100'	36
	The Claremont Plan	(CL1102-A)	2 Bedroom	36' x 36'	37
The Osborne Plan	(OS1064-A)	4 Bedroom	60' x 60'	38	
The Tennyson Plan	(TE0994-A)	4 Bedroom	50' x 100'	39	
The Thorpe Plan	(TH1044-A)	4 Bedroom	50' x 100'	40	
The Rosemore Plan	(R00194-A)	4 Bedroom	40' x 80'	41	
The Maynards Plan	(MA0134-A)	4 Bedroom	48' x 76'	42	

Table of Contents

Type of Plan	Plan Name	Plan Code	Category	Dimensions	Page #
3D Renders and Design Details	The Lancaster Plan	(LA0365-A)	5 Bedroom	36' x 89'	43
	The Meadway Plan	(ME0214-A)	4 Bedroom	40' x 80'	44
	The Amery Plan	(AM0246-A)	6 Bedroom	65' x 80'	45
	The Ramside Plan	(RA0524-A)	4 Bedroom	48' x 48'	46
	The Newlands Plan	(NE0554-A)	4 Bedroom	36' x 48'	47
	The Penfold Plan	(PE0355-A)	5 Bedroom	36' x 88'	48
	The Battisford Plan	(BA0375-A)	5 Bedroom	50' x 87'	49
	The Clarendon Plan	(CL0385-A)	5 Bedroom	50' x 87'	50
	The Castellan Plan	(CA0226-A)	6 Bedroom	56' x 100'	51
	The Langton Plan	(LA0236-A)	6 Bedroom	69' x 42'	52
	The Westbrook Plan	(WE0564-A)	4 Bedroom	48' x 60'	53
The Walton Plan	(WA0534-A)	4 Bedroom	48' x 56'	54	

Type of Plan	Plan Name	Plan Code	Dimensions	Total sq Ft.	Story	Bedroom	Bathroom	Garage	Workshop	Page #
Single Story	The Herbert Plan	HE0013-A	42' x 50'	2,137	1	3	2.5	0	0	55
	The Parkstone Plan	PA0023-A	42' x 73'	3,125	1	3	2.5	2	0	56
	The Berther Plan	BE0033-A	65' x 36'	2,628	1	3	2.5	0	0	57
	The Ferndown Plan	FE0043-A	36' x 75'	3,510	1	3	2.5	2	0	58
	The Ernest Plan	ER0053-A	36' x 80'	3,140	1	3	2.5	2	0	59
	The Beverly Plan	BE0063-A	40' x 80'	3,671	1	3	2.5	2	1	60
	The Ridgewell Plan	RI1281-A	40' x 38'	1,888	1	2	1.5	0	0	61
	The Fairfield Plan	FA1291-A	30' x 50'	1,966	1	2	1	1	0	62
	The Woburn Plan	W01301-A	34' x 50'	1,940	1	3	2	0	0	63
	The Ascot Plan	AS1311-A	50' x 55'	2,546	1	3	2.5	0	0	64

Table of Contents

Type of Plan	Plan Name	Plan Code	Dimensions	Total sq Ft.	Story	Bedroom	Bathroom	Garage	Workshop	Page #
30x40	The Barleycorn Plan	BA0072-A	30' x 40'	1,328	1	2	2	0	0	65
	The Clarence Plan	CL0082-A	30' x 40'	1,715	1	2	2	0	0	66
	The Ferguson Plan	FE0092-A	30' x 40'	1,604	1	2	2	0	0	67
	The Tiptree Plan	TI0103-A	30' x 40'	1,895	1	3	2	0	0	68
	The Wedlake Plan	WE0113-A	30' x 40'	1,888	1	3	2	0	0	69
	The Cecil Plan	CE0123-A	40' x 40'	1,520	1	3	2	0	0	70
	The Calmore Plan	CA1321-A	30' x 40'	1440	1	3	2	0	0	71
	The Rayburn Plan	RA01333-A	30' x 40'	1520	1	3	2	0	0	72
	The Benhurst Plan	BE01342-A	40' x 30'	1696	1	2	2.5	0	0	73
	The Roslyn Plan	RO01352-A	40' x 30'	1467	1	2	1.5	0	0	74
Dual Master Suite	The Maynards Plan	MA0134-A	48' x 76'	3,987	1	4	3.5	0	0	75
	The Northumberland Plan	NO0142-A	50' x 65'	2,946	1	2	2.5	0	0	76
	The Brindles Plan	BR0152-A	70' x 68'	4,087	1	2	2.5	2	0	77
	The Haynes Plan	HA0163-A	72' x 60'	4,458	1	3	3.5	2	0	78
	The Lingfield Plan	LI1361-A	50' x 30'	2,000	1	2	2.5	0	0	79
	The Carnforth Plan	CA1371-A	70' x 48'	3,202	1	2	2.5	2	0	80
	The Kirton Plan	KI1381-A	75' x 20'	2,188	1	2	2.5	0	0	81
	The Hacton Plan	HA1391-A	60' x 60'	3,380	1	2	2.5	0	0	82
40 x 80	The Parkway Plan	PA0173-A	40' x 80'	3,814	1	3	2.5	2	1	83
	The Emerson Plan	EM0183-A	40' x 80'	3,618	1	3	2.5	4	1	84
	The Rosemore Plan	RO0194-A	40' x 80'	3,635	1	4	3.5	2	1	85
	The Woodfield Plan	WO0203-A	40' x 80'	3,544	1	3	2.5	3	1	86
	The Meadway Plan	ME0214-A	40' x 80'	3,656	1	4	2.5	2	1	87
	The Silverdale Plan	SI1401-A	80' x 40'	3,622	1	3	2.5	2	1	88
	The Purbeck Plan	PU1411-A	80' x 40'	3,520	1	3	2.5	2	1	89
	The Snowhill Plan	SN1421-A	80' x 40'	3,451	1	2	2.5	3	1	90
	The Fulmar Plan	FU1431-A	40' x 80'	3,588	1	3	2.5	2	1	91
	The Peregrine Plan	PE1441-A	40' x 80'	3,521	1	3	2.5	2	1	92

Table of Contents

Type of Plan	Plan Name	Plan Code	Dimensions	Total sq Ft.	Story	Bedroom	Bathroom	Garage	Workshop	Page #
6 Bedroom	The Castellan Plan	CA0226-A	56' x 100'	6,012	1	6	4.5	4	1	93
	The Langton Plan	LA0236-A	69' x 42'	3,151	1	6	3.5	0	0	94
	The Amery Plan	AM0246-A	65' x 80'	4,320	1	6	4.5	0	0	95
	The Parkview Plan	PA0256-A	89' x 71'	5,070	1	6	3.5	2	1	96
	The Ridgeway Plan	RI0266-A	39' x 90'	6,851	1	6	5.5	2	0	97
	The Bentley Plan	BE0276-A	48' x 48'	4,892	2	6	4.5	0	0	98
	The Keppel Plan	KE0286-A	77' x 140'	7,112	1	6	7	3	1	100
	The Lovell Plan	L01451-A	57' x 70'	3,766	1	6	4.5	0	0	101
	The Keswick Plan	KE1462-A	42' x 100'	6,310	2	6	3.5	2	1	102
	The Lambourne Plan	LA1471-A	68' x 67'	4,225	1	6	4.5	2	0	104
The Aldwych Plan	AL1482-A	14'x56' / 42'x78'	7,472	2	6	3.5	5	0	105	
Loft	The Hillcrest Plan	HI0324-A	36' x 72'	3,997	2	4	4	3	0	107
	The Roseberry Plan	R00332-A	36' x 52'	3,622	2	2	3.5	0	0	109
	The Ashburton Plan	AS0342-A	42' x 33'	1,816	2	2	2	0	0	111
	The Clements Plan	CL1492-A	36' x 60'	4,014	2	2	2.5	1	0	112
	The Mirimar Plan	MI01502-A	36' x 65'	4,155	2	2	2.5	2	0	114
	The Boulton Plan	B001513-A	40' x 42'	2,334	2	3	2.5	0	0	116
5 Bedroom	The Penfold Plan	PE0355-A	36' x 88'	3,670	1	5	3.5	0	0	118
	The Lancaster Plan	LA0365-A	36' x 89'	3,808	1	5	3.5	0	0	119
	The Battisford Plan	BA0375-A	50' x 87'	5,170	1	5	2.5	2	1	120
	The Clarendon Plan	CL0385-A	50' x 87'	3,664	1	5	3.5	0	0	121
	The Barnaby Plan	BA0395-A	40' x 72'	3,425	1	5	3	0	0	122
	The Ayloff Plan	AY0405-A	50' x 50'	2,925	1	5	5.5	0	0	123
	The Windermere Plan	WI1521-A	42' x 62'	2,435	1	5	3	0	0	124
	The Lavington Plan	LA01535-A	60' x 65'	4,321	1	5	3	0	0	125
	The Goldsmere Plan	G001545-A	50'x58' / 30'x36'	6,473	1	5	4.5	2	0	126
	The Springbank Plan	SP01555-A	40' x 55'	4,203	2	5	3.5	0	0	127

Table of Contents

Type of Plan	Plan Name	Plan Code	Dimensions	Total sq Ft.	Story	Bedroom	Bathroom	Garage	Workshop	Page #
Integrated Garage	The Balgore Plan	BA0442-A	48' x 72'	4,066	1	2	2.5	6	0	129
	The Gidea Plan	GI0452-A	80' x 50'	4,801	1	2	2	5	0	130
	The Nelson Plan	NE0462-A	30' x 62'	2,325	1	2	2	3	0	131
	The Bowhay Plan	B01561-A	44' x 58'	2,906	1	3	2	2	0	132
	The Hutchinson Plan	HU1571-A	50' x 90'	4,980	1	4	2.5	2	1	133
	The Cheviot Plan	CH1581-A	42' x 68'	3,536	1	3	2.5	3	1	134
4 Bedroom	The Ramside Plan	RA0524-A	48' x 48'	2,560	1	4	2.5	0	0	135
	The Walton Plan	WA0534-A	48' x 56'	3,203	1	4	2.5	0	0	136
	The Coopersale Plan	C00544-A	48' x 84'	4,033	1	4	2.5	4	0	137
	The Newlands Plan	NE0554-A	36' x 48'	3,550	2	4	2.5	0	0	138
	The Westbrook Plan	WE0564-A	48' x 60'	3,352	1	4	2.5	0	0	140
	The Denholme Plan	DE1591-A	40' x 80'	5,340	1	4	2.5	0	0	141
	The Southbury Plan	S01602-A	50' x 70'	4,554	2	4	3.5	2	0	142
	The Saunton Plan	SA1611-A	40' x 60'	2,800	1	4	3	0	0	144
	The Cromer Plan	CR1621-A	54' x 58'	2,464	1	4	4	3	0	145
	The Manston Plan	MA1631-A	82' x 40'	3,363	1	4	3.5	0	0	146
3 Bedroom	The Glenwood Plan	GL0573-A	35' x 70'	3,137	1	3	2	4	1	147
	The Cranbrook Plan	CR0583-A	30' x 75'	3,161	1	3	2	2	1	148
	The Primrose Plan	PR0593-A	30' x 60'	2,550	1	3	2	0	0	149
	The Masefield Plan	MA0603-A	34' x 60'	3,557	1	3	2	0	0	150
	The Stafford Plan	ST0613-A	48' x 47'	3,108	2	3	2.5	0	0	151
	The Montrose Plan	M00623-A	30' x 30'	2,450	2	3	2.5	0	0	153
	The Appleton Plan	AP1641-A	48' x 44'	2,165	1	3	2.5	0	0	155
	The Millfield Plan	MI1651-A	50' x 60'	3,050	1	3	2.5	0	0	156
	The Naunton Plan	NA1661-A	40' x 48'	3,925	1	3	2.5	2	1	157
	The Chiltern Plan	CH1671-A	40' x 85'	3,791	1	3	2.5	3	1	158
	The Fernbank Plan	FE1681-A	50' x 64'	3,880	1	3	2.5	0	0	159
	The Sherrard Plan	SH1691-A	50' x 64'	3,202	1	3	2	0	0	160

Table of Contents

Type of Plan	Plan Name	Plan Code	Dimensions	Total sq Ft.	Story	Bedroom	Bathroom	Garage	Workshop	Page #
2 Bedroom	The Byron Plan	BY0632-A	35' x 28'	1,076	1	2	1	0	0	161
	The Ruskin Plan	RU0642-A	38' x 28'	1,350	1	2	2	0	0	162
	The Hillview Plan	HI0652-A	20' x 30'	1,051	2	2	2	0	0	163
	The Rowan Plan	R00662-A	42' x 38'	1,987	1	2	1.5	1	0	164
	The Chester Plan	CH0672-A	64' x 40'	2,420	1	2	2	1	0	165
	The Dunbar Plan	DU0682-A	44' x 40'	1,860	1	2	2	1	1	166
	The Wendover Plan	WE1701-A	56' x 35'	2,240	1	2	2	0	0	167
	The Rochford Plan	R01711-A	56' x 40'	2,620	1	2	2.5	1	0	168
	The Avery Plan	AV1721-A	50' x 40'	2,201	1	2	2.5	1	0	169
	The Birch Plan	BI1731-A	40' x 58'	2,572	1	2	2.5	0	0	170
30 x 60	The Warwick Plan	WA0692-A	30' x 60'	2,717	1	2	1.5	3	1	171
	The Nelmes Plan	NE0702-A	30' x 60'	2,400	1	2	2	3	1	172
	The Kempton Plan	KE0713-A	30' x 60'	2,315	1	3	2	1	1	173
	The Belton Plan	BE0722-A	30' x 60'	2,506	1	2	2	1	1	174
	The Dexter Plan	DE0732-A	30' x 60'	2,400	1	2	2	2	1	175
	The Wilson Plan	WI0793-A	30' x 60'	2,280	1	3	2	3	1	176
	The Redcliff Plan	RE1741-A	30' x 60'	2,036	1	2	2.5	0	0	177
	The Oakdene Plan	OA1751-A	30' x 60'	2,040	1	3	2.5	0	0	178
	The Hayburn Plan	HA1761-A	30' x 60'	2,300	1	3	2	0	0	179
	The Belgrave Plan	BE1771-A	30' x 60'	1,976	1	1	1.5	2	1	180
40 x 40	The Vernon Plan	VE0802-A	40' x 40'	2,240	1	2	2	0	0	181
	The Caledon Plan	CA0812-A	40' x 40'	2,120	1	2	2.5	0	0	182
	The Hopkins Plan	H00822-A	40' x 40'	1,920	1	2	3	0	0	183
	The Kendal Plan	KE0832-A	40' x 40'	2,798	1	2	2	0	0	184
	The Claygate Plan	CL1781-A	40' x 40'	1,951	1	2	2	0	0	185
	The Ridebridge Plan	RI1791-A	40' x 40'	1,920	1	3	2	0	0	186
	The Edridge Plan	ED1801-A	40' x 40'	1,808	1	2	2	2	1	187
	The Monega Plan	M01811-A	40' x 40'	2,228	1	2	2	0	0	188

Table of Contents

Type of Plan	Plan Name	Plan Code	Dimensions	Total sq Ft.	Story	Bedroom	Bathroom	Garage	Workshop	Page #
40 x 50	The Clarium Plan	CL0842-A	50' x 40'	2,520	1	2	1.5	0	0	189
	The Brooklands Plan	BR0853-A	50' x 40'	2,224	1	3	2.5	0	0	190
	The Walker Plan	WA0863-A	50' x 40'	2,600	1	3	2.5	0	0	191
	The Neville Plan	NE0873-A	40' x 50'	2,320	1	3	2	0	0	192
	The Elgin Plan	EL1821-A	40' x 50'	2,588	1	2	2	0	0	193
	The Cumberland Plan	CU1831-A	40' x 50'	2,145	1	1	1.5	3	0	194
	The Burges Plan	BU1841-A	40' x 50'	2,144	1	3	2.5	0	0	195
	The Tilbury Plan	TI1851-A	50' x 40'	2,221	1	2	2.5	2	1	196
Two-Story	The Glenparke Plan	GL0883-A	32' x 50'	3,102	2	3	2.5	0	0	197
	The Windsor Plan	WI0893-A	32' x 50'	3,920	2	3	2.5	0	0	199
	The Carnegie Plan	CA0903-A	48' x 44'	2,794	2	3	3.5	0	0	201
	The Branson Plan	BR0913-A	48' x 47'	3,346	2	3	3.5	0	0	202
	The Astoria Plan	AS0922-A	30' x 30'	2,619	2	2	1	0	0	204
	The Northdown Plan	N01862-A	48'x47' / 23'x26'	4,634	2	6	4.5	2	0	206
	The Inglewood Plan	IN1872-A	48' x 78'	5,483	2	7	4.5	0	0	207
	The Sandown Plan	SA1882-A	36' x 85'	4,468	2	5	3.5	0	0	209
	The Lowell Plan	L01892-A	36' x 78'	4,685	2	3	2.5	1	1	211
	The Stevenage Plan	ST1902-A	48' x 100'	5,844	2	3	2.5	3	1	213
50 x 100	The Tennyson Plan	TE0994-A	50' x 100'	5,523	1	4	2.5	3	0	215
	The Carlton Plan	CA1002-A	50' x 100'	5,816	1	2	2.5	4	0	216
	The Thornton Plan	TH1013-A	50' x 100'	5,003	1	3	2.5	4	0	217
	The Goddard Plan	G01024-A	50' x 100'	5,419	1	4	3	3	1	218
	The Slater Plan	SL1033-A	50' x 100'	5,271	1	3	2.5	2	1	219
	The Thorpe Plan	TH1044-A	50' x 100'	4,778	1	4	3.5	2	0	220
	The Napier Plan	NA1911-A	50' x 100'	5,001	1	3	2.5	4	1	221
	The Winifred Plan	WI1921-A	50' x 100'	5,227	1	5	4	4	0	222
	The Derwent Plan	DE1931-A	50' x 100'	5,000	1	4	2.5	4	1	223
	The Malvern Plan	MA1941-A	50' x 100'	5,744	1	3	2.5	4	1	224
	The Woodford Plan	W01951-A	50' x 100'	5,513	1	5	3.5	4	1	225
The Maybank Plan	MA1961-A	50' x 100'	5,400	1	4	2.5	3	1	226	

Table of Contents

Type of Plan	Plan Name	Plan Code	Dimensions	Total sq Ft.	Story	Bedroom	Bathroom	Garage	Workshop	Page #
60 x 60	The Campbell Plan	CA1053-A	60' x 60'	4,040	1	3	2.5	0	0	227
	The Osborne Plan	OS1064-A	60' x 60'	4,069	1	4	2.5	0	0	228
	The Seymour Plan	SE1073-A	60' x 60'	4,092	1	3	2	2	0	229
	The Wilkinson Plan	WI1083-A	60' x 60'	4,208	1	3	2.5	0	0	230
	The Grantham Plan	GR1093-A	60' x 60'	4,970	1	3	2.5	1	0	231
	The Pembury Plan	PE1971-A	60' x 60'	3,380	1	3	2.5	4	0	232
	The Ilchester Plan	VA2001-A	60' x 60'	3,601	1	3	2.5	2	1	233
	The Beauchamp Plan	BE1991-A	60' x 60'	4,057	1	3	2.5	3	1	234
	The Vaughan Plan	VA2001-A	60' x 60'	4,321	1	3	2.5	0	0	235
Home Office	The Claremont Plan	CL1102-A	36' x 36'	2,507	2	2	2.5	0	0	236
	The Attwood Plan	AT1112-A	58' x 53'	3,003	1	2	2	2	0	237
	The Wheelwright Plan	WH1123-A	36' x 36'	2,280	2	3	3.5	0	0	238
	The Lawford Plan	LA2011-A	42' x 50'	2,363	1	2	2.5	0	0	239
	The Brocket Plan	BR2021-A	40' x 48'	1,980	1	2	2.5	0	0	240
	The Tangmere Plan	TA2031-A	45' x 70'	3,086	1	2	2.5	2	0	241
Breezeway	The Odessa Plan	OD1153-A	40' x 92'	3,537	1	3	2.5	4	1	242
	The Halcyon Plan	HA1163-A	30' x 69'	2,328	1	3	2.5	0	0	243
	The Livingston Plan	LI1173-A	36' x 57'	3,368	1	3	2.5	3	0	244
	The Westbury Plan	WE1183-A	52' x 52'	4,268	1	3	2.5	2	1	245
	The Mansard Plan	MA2041-A	30' x 48'	2,644	1	3	2.5	2	0	246
	The Ferncliff Plan	FE2051-A	32' x 50'	2,655	1	3	2	2	0	247
	The Woodcote Plan	W02061-A	34' x 60'	2,910	1	3	2.5	2	0	248
	The Duxford Plan	DU2071-A	32'x42' / 36'x42'	3,905	1	5	3.5	0	0	249

Table of Contents

Type of Plan	Plan Name	Plan Code	Dimensions	Total sq Ft.	Story	Bedroom	Bathroom	Garage	Workshop	Page #
Wraparound Porch	The Oakfield Plan	OA1193-A	79' x 46'	5,363	1	3	2.5	0	0	250
	The Albany Plan	AL1203-A	40' x 70'	3,811	1	3	2.5	2	0	251
	The Stanhope Plan	ST1213-A	56' x 52'	4,640	1	3	2	0	0	252
	The Landseer Plan	LA1223-A	36' x 48'	3,328	2	3	2	0	0	253
	The Baldwin Plan	BA1235-A	36' x 66'	4,580	2	5	3.5	0	0	255
	The Hartland Plan	HA2081-A	50' x 74'	4,204	1	4	3.5	0	0	257
	The Castleview Plan	CA2091-A	50' x 70'	3,881	1	4	2.5	0	0	258
	The Barton Plan	BA2101-A	58' x 40'	4,144	1	3	3.5	0	0	259
	The Sheringham Plan	SH2111-A	58' x 63'	4,926	1	3	2.5	3	1	260
40 x 100	The Hampton Plan	HA1243-A	40' x 100'	5,220	1	3	2	4	1	261
	The Chaucer Plan	CH1253-A	40' x 100'	4,995	1	3	2	4	1	262
	The Peabody Plan	PE1263-A	40' x 100'	4,737	1	3	2.5	3	1	263
	The Yale Plan	YA1273-A	40' x 100'	5,890	1	3	2.5	0	0	264
	The Brancaster Plan	BR2121-A	40' x 100'	4311	1	2	2.5	3	0	265
	The Trevelyan Plan	TR2131-A	40' x 100'	4134	1	5	3.5	2	1	266
	The Selborne Plan	SE2141-A	40' x 100'	4330	1	3	3.5	2	0	267
	The Draper Plan	DR2151-A	40' x 100'	4874	1	3	2.5	3	1	268
1 Bedroom	The Heron Plan	HE2161-A	32' x 30'	1343	1	1	1	0	0	269
	The Maybush Plan	MA2171-A	32' x 30'	1104	1	1	1	0	0	270
	The Rosebank Plan	RO2181-A	32' x 36'	1312	1	1	1	0	0	271
	The Oswald Plan	OS2191-A	36' x 30'	1305	1	1	1.5	0	0	272
	The Billet Plan	BI2201-A	30' x 60'	1830	1	1	1.5	1	1	273
	The Harwood Plan	HA2211-A	45' x 32'	1712	1	1	1	1	0	274
	The Elstree Plan	EL2221-A	40' x 52'	1832	1	1	1.5	2	0	275
	The Wycombe Plan	WY2231-A	32' x 52'	1478	1	1	1.5	1	0	276
	The Brockley Plan	BR2241-A	46' x 28'	1544	1	1	1.5	1	0	277
	The Chepstow Plan	CH2251-A	30' x 40'	2000	1	1	1.5	0	0	278
The Brinkworth Plan	BR2261-A	36' x 50'	1870	1	1	1.5	1	0	279	

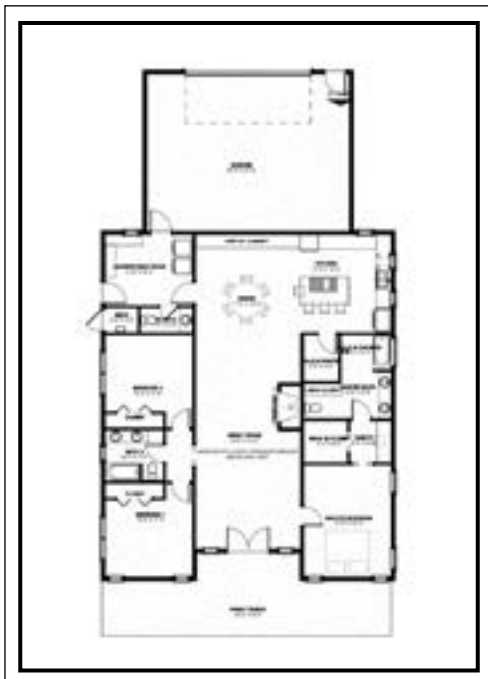
Table of Contents

Type of Plan	Plan Name	Plan Code	Dimensions	Total sq Ft.	Story	Bedroom	Bathroom	Garage	Workshop	Page #
Basement	The Dersingham Plan	DE2271-A	30' x 60'	3208	1	2	1.5	2	1	280
	The Lansdowne Plan	LA2281-A	36' x 50'	3299	1	2	2.5	0	0	282
	The Babington Plan	BA2291-A	36' x 60'	4619	1	5	3.5	0	0	284
	The Somersby Plan	S02301-A	32' x 60'	2970	1	2	2	0	0	286

The Parkstone Plan



(PA0023-A)



Design Details:

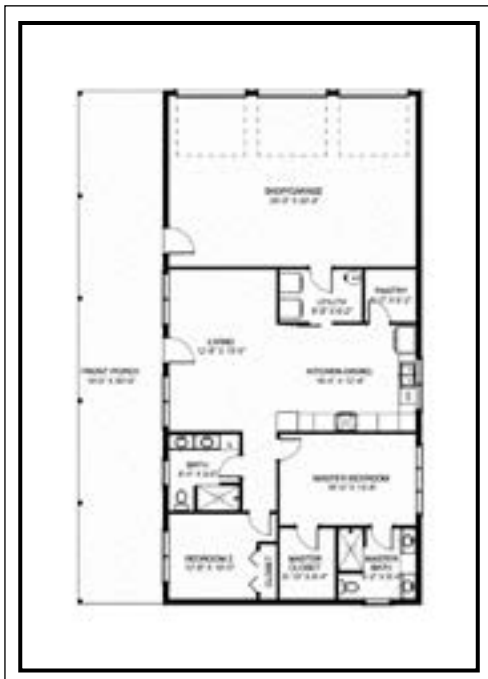
- Dimensions: 42' x 73'
- Living/Heated Area: 2,038 sq. ft.
- Total Area: 3,124 sq. ft.
- 3 Bedrooms
- 2.5 Bathrooms
- 2 Garages

BUY PLAN

The Nelmes Plan



(NE0702-A)



Design Details:

- Dimensions: 30' x 60'
- Living/Heated Area: 1,185 sq. ft.
- Total Area: 1,195 sq. ft.
- 2 Bedrooms
- 2 Bathrooms
- 3 Garages
- 1 Workshop

BUY PLAN

The Coopersale Plan



(C00544-A)



Design Details:

- Dimensions: 48' x 84'
- Living/Heated Area: 2,546 sq. ft.
- Total Area: 4,032 sq. ft.
- 4 Bedrooms
- 2.5 Bathrooms
- 4 Garages

BUY PLAN

The Hillcrest Plan



(HI0324-A)



Design Details:

- Dimensions: 36' x 72'
- Living/Heated Area: 2,666 sq. ft.
- Total Area: 3,996 sq. ft.
- 2 Stories
- 4 Bedrooms
- 4 Bathrooms
- 3 Garages

BUY PLAN

The Herbert Plan



Design Details:

- Dimensions: 42' x 50'
- Living/Heated Area: 1,983 sq. ft.
- Total Area: 2,357 sq. ft.
- 3 Bedrooms
- 2.5 Bathrooms

BUY PLAN

The Berther Plan



(BE0033-A)



Design Details:

- Dimensions: 65' x 36'
- Living/Heated Area: 2,252 sq. ft.
- Total Area: 2,628 sq. ft.
- 3 Bedrooms
- 2.5 Bathrooms

BUY PLAN

The Beverly Plan



(BE0063-A)



Design Details:

- Dimensions: 40' x 80'
- Living/Heated Area: 2,174 sq. ft.
- Total Area: 3,634 sq. ft.
- 3 Bedrooms
- 2.5 Bathrooms
- 2 Garages
- 1 Workshop

BUY PLAN

The Cecil Plan

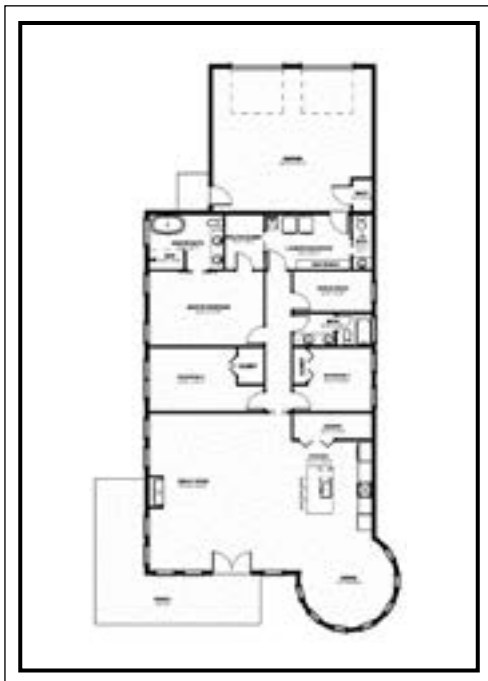


Design Details:

- Dimensions: 40' x 40'
- Living/Heated Area: 1,605 sq. ft.
- Total Area: 1,920 sq. ft.
- 3 Bedrooms
- 2 Bathrooms

BUY PLAN

The Ernest Plan



Design Details:

- Dimensions: 36' x 80'
- Living/Heated Area: 2,174 sq. ft.
- Total Area: 3,099 sq. ft.
- 3 Bedrooms
- 2.5 Bathrooms
- 2 Garages

BUY PLAN

The Ferndown Plan



(FE0043-A)



Design Details:

- Dimensions: 36' x 75'
- Living/Heated Area: 1,989 sq. ft.
- Total Area: 3,500 sq. ft.
- 3 Bedrooms
- 2.5 Bathrooms
- 2 Garages

BUY PLAN

The Glenwood Plan



Design Details:

- Dimensions: 35' x 70'
- Living/Heated Area: 1,550 sq. ft.
- Total Area: 2,967 sq. ft.
- 3 Bedrooms
- 2 Bathrooms
- 4 Garages
- 1 Workshop

BUY PLAN

The Tiptree Plan



(TI0103-A)



Design Details:

- Dimensions: 30' x 40'
- Living/Heated Area: 1,200 sq. ft.
- Total Area: 1,939 sq. ft.
- 3 Bedrooms
- 2 Bathrooms

BUY PLAN

The Wedlake Plan



(WE0113-A)



Design Details:

- Dimensions: 30' x 40'
- Living/Heated Area: 1,218 sq. ft.
- Total Area: 1,996 sq. ft.
- 3 Bedrooms
- 2 Bathrooms

BUY PLAN

The Parkway Plan



(PA0173-A)



Design Details:

- Dimensions: 40' x 80'
- Living/Heated Area: 2,280 sq. ft.
- Total Area: 3,784 sq. ft.
- 3 Bedrooms
- 2.5 Bathrooms

BUY PLAN

The Byron Plan



Design Details:

- Dimensions: 35' x 28'
- Living/Heated Area: 980 sq. ft.
- Total Area: 1,076 sq. ft.
- 2 Bedrooms
- 1 Bathroom

BUY PLAN

The Cranbrook Plan



(CR0583-A)

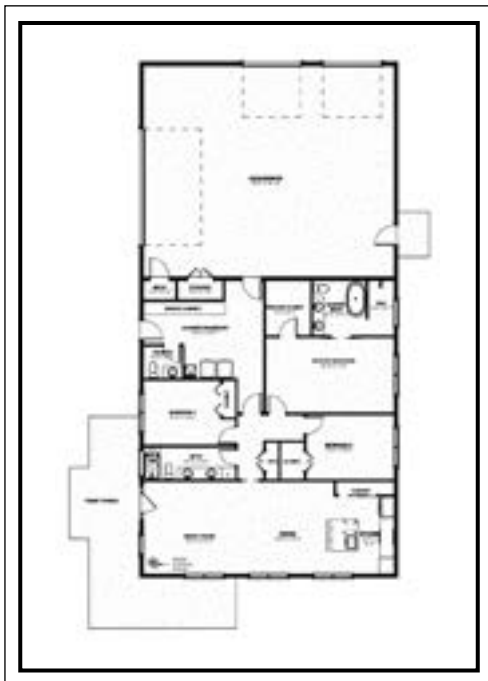


Design Details:

- Dimensions: 30' x 75'
- Living/Heated Area: 1,525 sq. ft.
- Total Area: 2,861 sq. ft.
- 3 Bedrooms
- 2 Bathrooms
- 2 Garages
- 1 Workshop

BUY PLAN

The Emerson Plan



Design Details:

- Dimensions: 40' x 80'
- Living/Heated Area: 1,866 sq. ft.
- Total Area: 3,617 sq. ft.
- 3 Bedrooms
- 2.5 Bathrooms
- 2 Garages
- 1 Workshop

BUY PLAN

The Haynes Plan



(HA0163-A)



Design Details:

- Dimensions: 72' x 60'
- Living/Heated Area: 3,099 sq. ft.
- Total Area: 4,457 sq. ft.
- 3 Bedrooms
- 3.5 Bathrooms
- 2 Garages
- 1 Workshop

BUY PLAN

The Masefield Plan



(MA0603-A)



Design Details:

- Dimensions: 34' x 60'
- Living/Heated Area: 2,040 sq. ft.
- Total Area: 3,808 sq. ft.
- 3 Bedrooms
- 2 Bathrooms

BUY PLAN

The Primrose Plan



Design Details:

- Dimensions: 30' x 60'
- Living/Heated Area: 1,800 sq. ft.
- Total Area: 2,551 sq. ft.
- 3 Bedrooms
- 2 Bathrooms

BUY PLAN

The Stafford Plan



(ST0613-A)



Design Details:

- Dimensions: 48' x 47'
- Living/Heated Area: 2,655 sq. ft.
- Total Area: 3,105 sq. ft.
- 2 Stories
- 3 Bedrooms
- 2.5 Bathrooms

BUY PLAN

The Woodfield Plan



Design Details:

- Dimensions: 40' x 80'
- Living/Heated Area: 2,180 sq. ft.
- Total Area: 3,579 sq. ft.
- 3 Bedrooms
- 2.5 Bathrooms
- 3 Garages
- 1 Workshop

BUY PLAN

The Vernon Plan



(VE0802-A)



Design Details:

- Dimensions: 40' x 40'
- Living/Heated Area: 2,023 sq. ft.
- Total Area: 2,619 sq. ft.
- 2 Bedrooms
- 2 Bathrooms

BUY PLAN

The Warwick Plan



(WA0692-A)



Design Details:

- Dimensions: 30' x 60'
- Living/Heated Area: 1,199 sq. ft.
- Total Area: 2,921 sq. ft.
- 2 Bedrooms
- 1.5 Bathrooms
- 3 Garages
- 1 Workshop

BUY PLAN

The Carlton Plan



(CA1002-A)

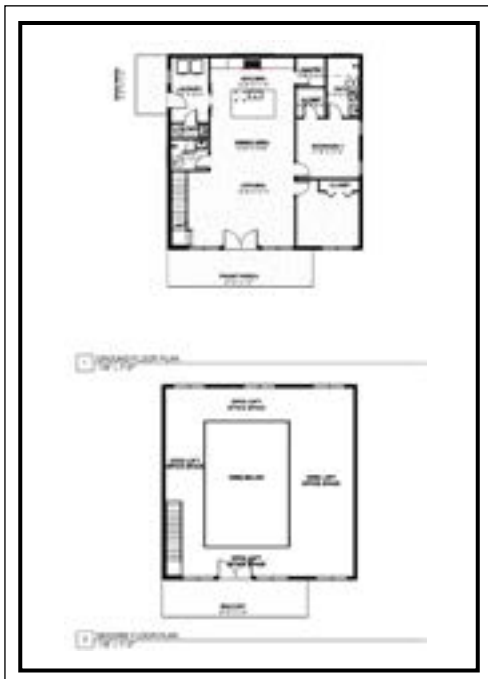


Design Details:

- Dimensions: 50' x 100'
- Living/Heated Area: 3,472 sq. ft.
- Total Area: 5,880 sq. ft.
- 2 Bedrooms
- 2.5 Bathrooms
- 4 Garages

BUY PLAN

The Claremont Plan



Design Details:

- Dimensions: 36' x 36'
- Living/Heated Area: 2,381 sq. ft.
- Total Area: 2,636 sq. ft.
- 2 Stories
- 2 Bedrooms
- 2.5 Bathrooms

BUY PLAN

The Osborne Plan



Design Details:

- Dimensions: 60' x 60'
- Living/Heated Area: 3,500 sq. ft.
- Total Area: 4,069 sq. ft.
- 4 Bedrooms
- 2.5 Bathrooms

BUY PLAN

The Tennyson Plan



Design Details:

- Dimensions: 50' x 100'
- Living/Heated Area: 3,638 sq. ft.
- Total Area: 5,523 sq. ft.
- 4 Bedrooms
- 2.5 Bathrooms
- 3 Garages

BUY PLAN

The Thorpe Plan



(TH1044-A)



Design Details:

- Dimensions: 50' x 100'
- Living/Heated Area: 3,564 sq. ft.
- Total Area: 4,778 sq. ft.
- 4 Bedrooms
- 3.5 Bathrooms
- 2 Garages

BUY PLAN

The Rosemore Plan



Design Details:

- Dimensions: 40' x 80'
- Living/Heated Area: 2,301 sq. ft.
- Total Area: 3,620 sq. ft.
- 4 Bedrooms
- 3.5 Bathrooms
- 2 Garages
- 1 Workshop

BUY PLAN

The Maynards Plan



(MA0134-A)



Design Details:

- Dimensions: 48' x 76'
- Living/Heated Area: 3,494 sq. ft.
- Total Area: 3,988 sq. ft.
- 4 Bedrooms
- 3.5 Bathrooms

BUY PLAN

The Lancaster Plan



Design Details:

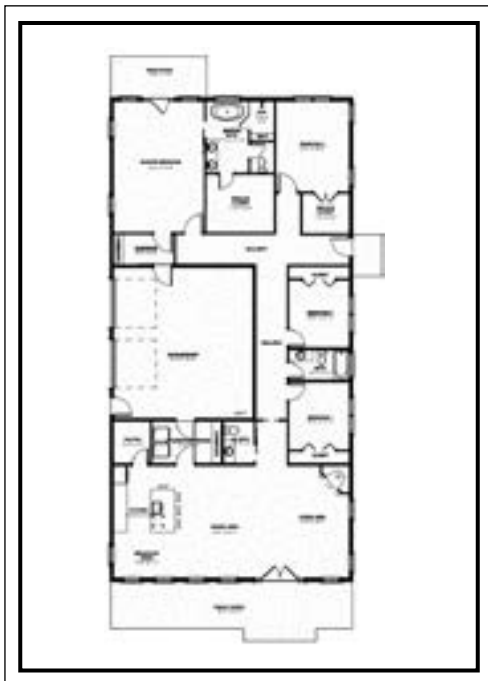
- Dimensions: 36' x 89'
- Living/Heated Area: 3,360 sq. ft.
- Total Area: 3,808 sq. ft.
- 5 Bedrooms
- 3.5 Bathrooms

BUY PLAN

The Meadway Plan



(ME0214-A)



Design Details:

- Dimensions: 40' x 80'
- Living/Heated Area: 2,576 sq. ft.
- Total Area: 3,667 sq. ft.
- 4 Bedrooms
- 2.5 Bathrooms
- 2 Garages
- 1 Workshop
- About

BUY PLAN

The Amery Plan



(AM0246-A)



Design Details:

- Dimensions: 65' x 80'
- Living/Heated Area: 4,140 sq. ft.
- Total Area: 4,396 sq. ft.
- 6 Bedrooms
- 4.5 Bathrooms

BUY PLAN

The Ramside Plan



(RA0524-A)



Design Details:

- Dimensions: 48' x 48'
- Living/Heated Area: 2,304 sq. ft.
- Total Area: 2,588 sq. ft.
- 4 Bedrooms
- 2.5 Bathrooms
- 4 Garages

BUY PLAN

The Newlands Plan



(NE0554-A)



Design Details:

- Dimensions: 36' x 48'
- Living/Heated Area: 2,743 sq. ft.
- Total Area: 3,459 sq. ft.
- 2 Stories
- 4 Bedrooms
- 2.5 Bathrooms

BUY PLAN

The Penfold Plan



Design Details:

- Dimensions: 36' x 88'
- Living/Heated Area: 3,113 sq. ft.
- Total Area: 3,673 sq. ft.
- 5 Bedrooms
- 3.5 Bathrooms

BUY PLAN

The Battisford Plan



(BA0375-A)



Design Details:

- Dimensions: 50' x 87'
- Living/Heated Area: 3,075 sq. ft.
- Total Area: 5,174 sq. ft.
- 5 Bedrooms
- 2.5 Bathrooms
- 2 Garages
- 1 Workshop

BUY PLAN

The Clarendon Plan

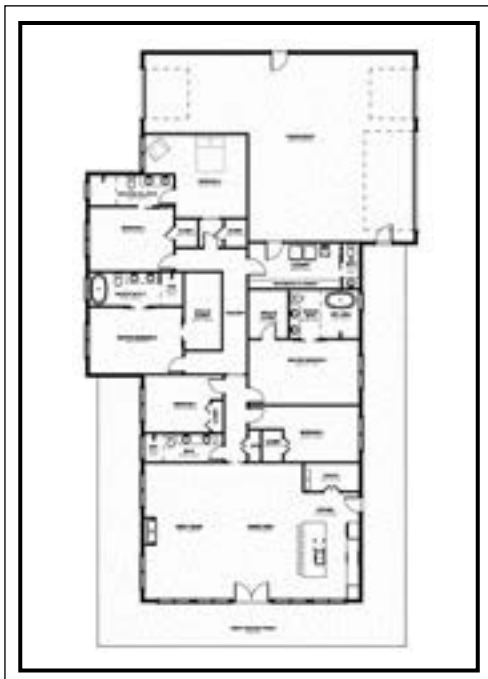


Design Details:

- Dimensions: 50' x 87'
- Living/Heated Area: 3,168 sq. ft.
- Total Area: 3,697 sq. ft.
- 5 Bedrooms
- 3.5 Bathrooms

BUY PLAN

The Castellan Plan



Design Details:

- Dimensions: 56' x 100'
- Living/Heated Area: 4,140 sq. ft.
- Total Area: 6,017 sq. ft.
- 6 Bedrooms
- 4.5 Bathrooms
- 4 Garages
- 1 Workshop

BUY PLAN

The Langton Plan



(LA0236-A)



Design Details:

- Dimensions: 69' x 42'
- Living/Heated Area: 2,588 sq. ft.
- Total Area: 3,149 sq. ft.
- 6 Bedrooms
- 3.5 Bathrooms

BUY PLAN

The Westbrook Plan



Design Details:

- Dimensions: 48' x 60'
- Living/Heated Area: 2,694 sq. ft.
- Total Area: 3,352 sq. ft.
- 4 Bedrooms
- 2.5 Bathrooms

BUY PLAN

The Walton Plan



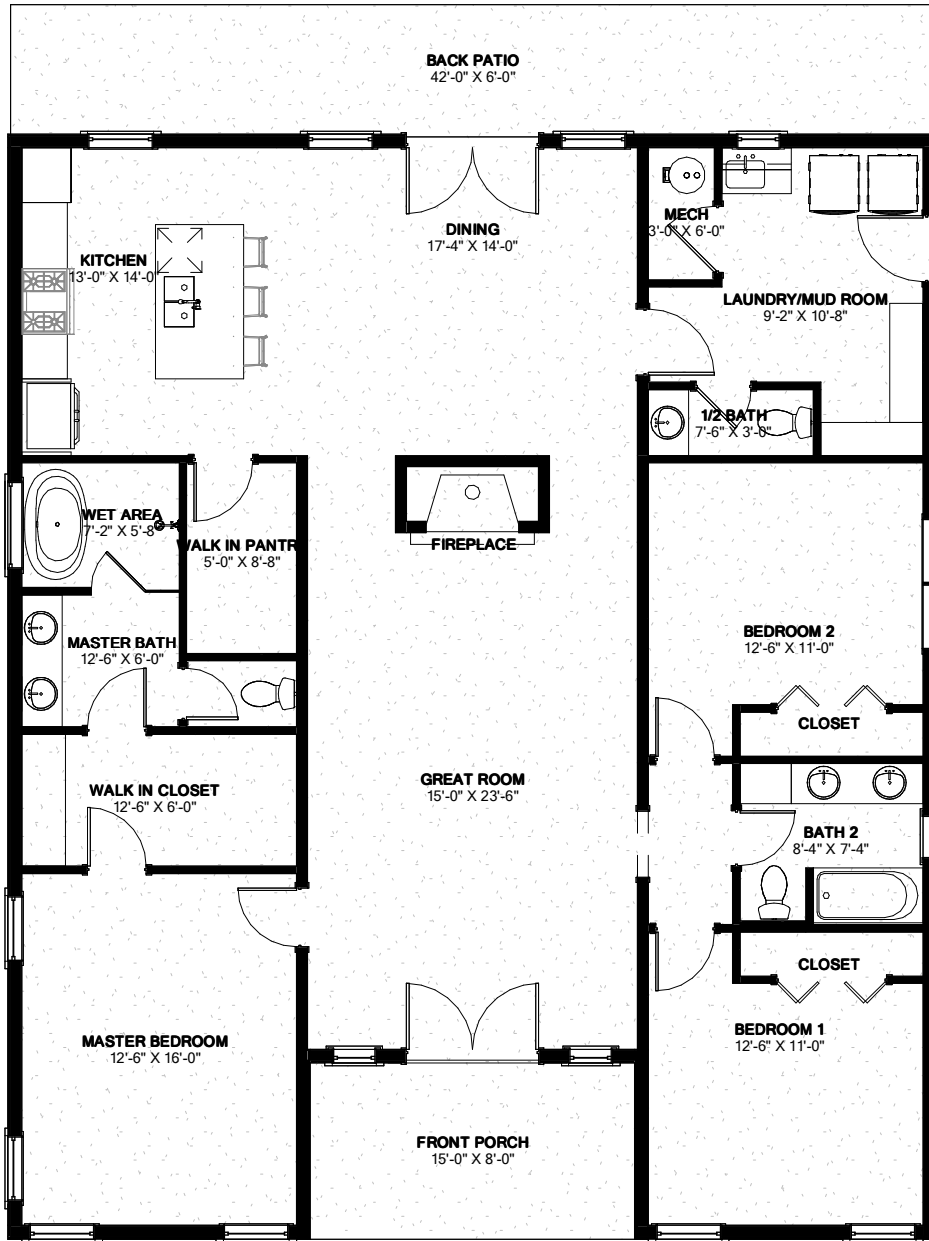
(WA0534-A)



Design Details:

- Dimensions: 48' x 60'
- Living/Heated Area: 2,694 sq. ft.
- Total Area: 3,352 sq. ft.
- 4 Bedrooms
- 2.5 Bathrooms

BUY PLAN



1

DESIGN INFORMATION & SQUARE FOOTAGE

Bedrooms:	3	Living Area:	1,985 SF
Bathrooms:	2.5	Garage:	0 SF
Garages:	0	Porch:	122 SF
Width:	42'-0"	Patio:	30 SF
Depth:	50'-0"	Others:	0 SF

PLAN NAME

The Herbert Plan
(HE0013-A)

1 OF 10

These illustrations are an artist's representation of Stock Plan itself and may be slightly different than the actual Stock Plan itself. Author reserves the right to alter, update and improve Stock Plans at their discretion.



2

DESIGN INFORMATION & SQUARE FOOTAGE

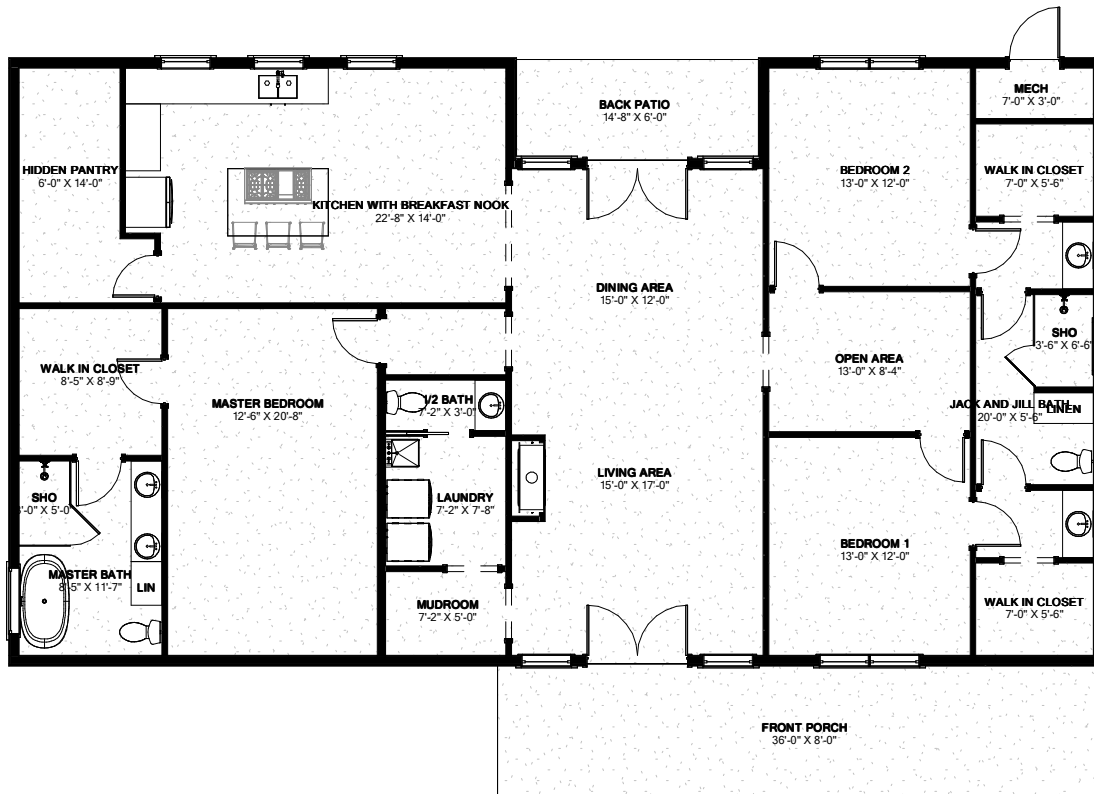
Bedrooms:	3	Living Area:	2,040 SF
Bathrooms:	2.5	Garage:	690 SF
Garages:	2	Porch:	395 SF
Width:	42'-0"	Patio:	0 SF
Depth:	73'-0"	Others:	0 SF

PLAN NAME

The Parkstone Plan
(PA0023-A)

2 OF 10

These illustrations are an artist's representation of Stock Plan itself and may be slightly different than the actual Stock Plan itself. Author reserves the right to alter, update and improve Stock Plans at their discretion.



3

DESIGN INFORMATION & SQUARE FOOTAGE

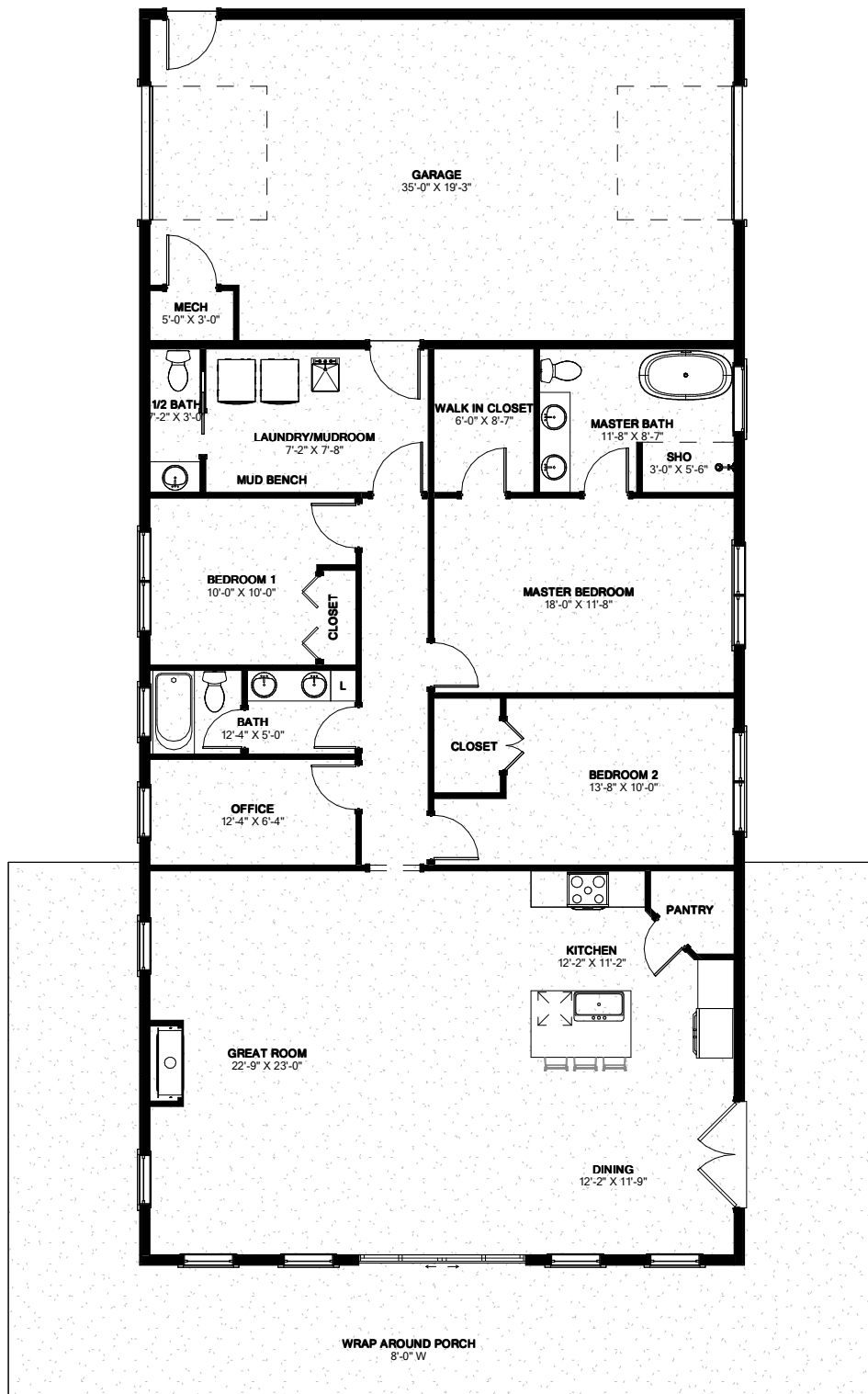
Bedrooms:	3	Living Area:	2,252 SF
Bathrooms:	2.5	Garage:	0 SF
Garages:	0	Porch:	288 SF
Width:	65'-0"	Patio:	88 SF
Depth:	36'-0"	Others:	0 SF

PLAN NAME

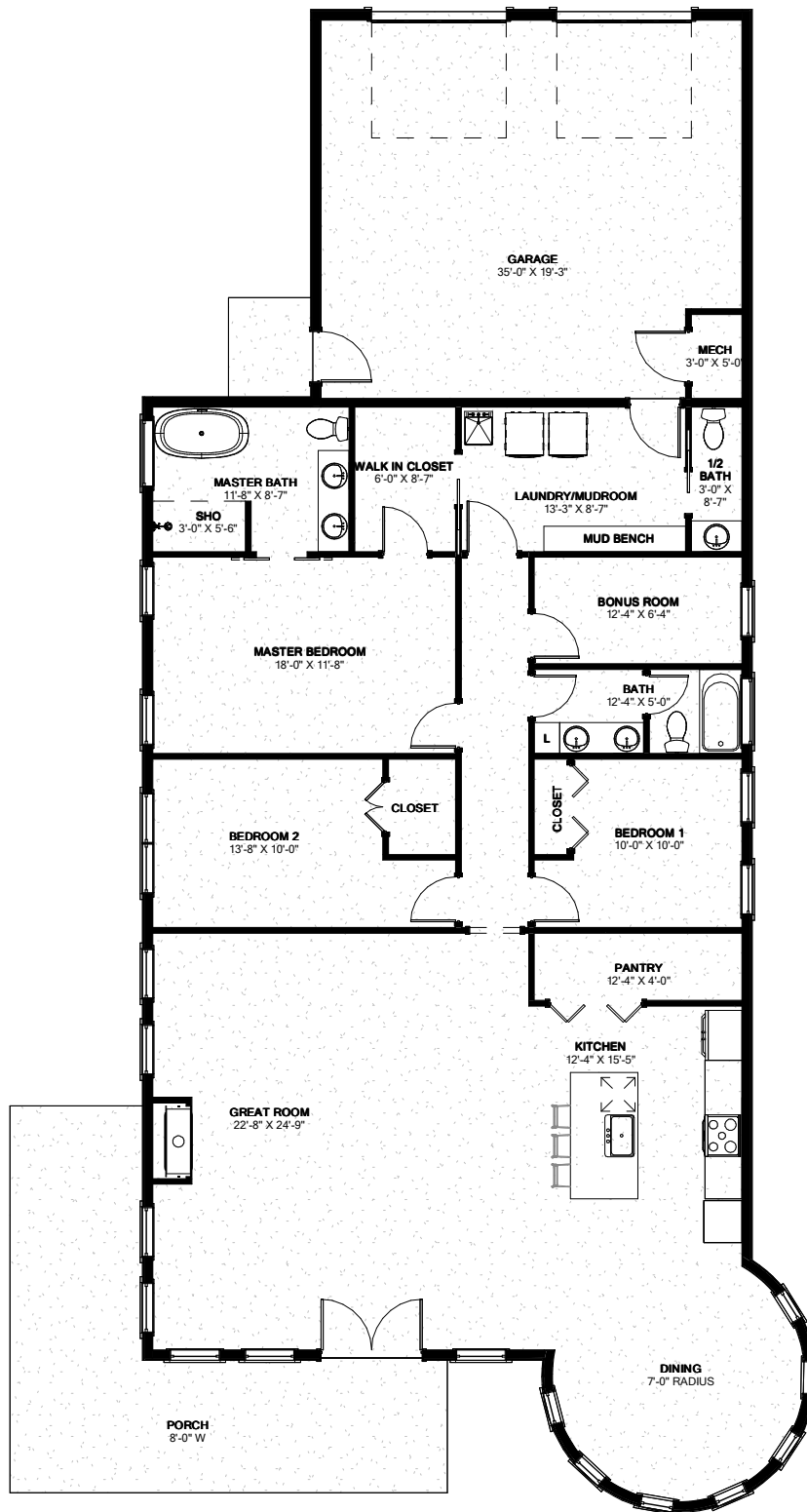
The Berther Plan
(BE0033-A)

3 OF 10

These illustrations are an artist's representation of Stock Plan itself and may be slightly different than the actual Stock Plan itself. Author reserves the right to alter, update and improve Stock Plans at their discretion.



4	DESIGN INFORMATION & SQUARE FOOTAGE		PLAN NAME	4 OF 10	
	Bedrooms: 3	Living Area: 2,000 SF	The Ferndown Plan (FE0043-A)		
	Bathrooms: 2.5	Garage: 710 SF			
	Garages: 2	Porch: 800 SF			
	Width: 36'-0"	Patio: 0 SF			
Depth: 75'-0"	Others: 0 SF				
These illustrations are an artist's representation of Stock Plan itself and may be slightly different than the actual Stock Plan itself. Author reserves the right to alter, update and improve Stock Plans at their discretion.					



5

DESIGN INFORMATION & SQUARE FOOTAGE

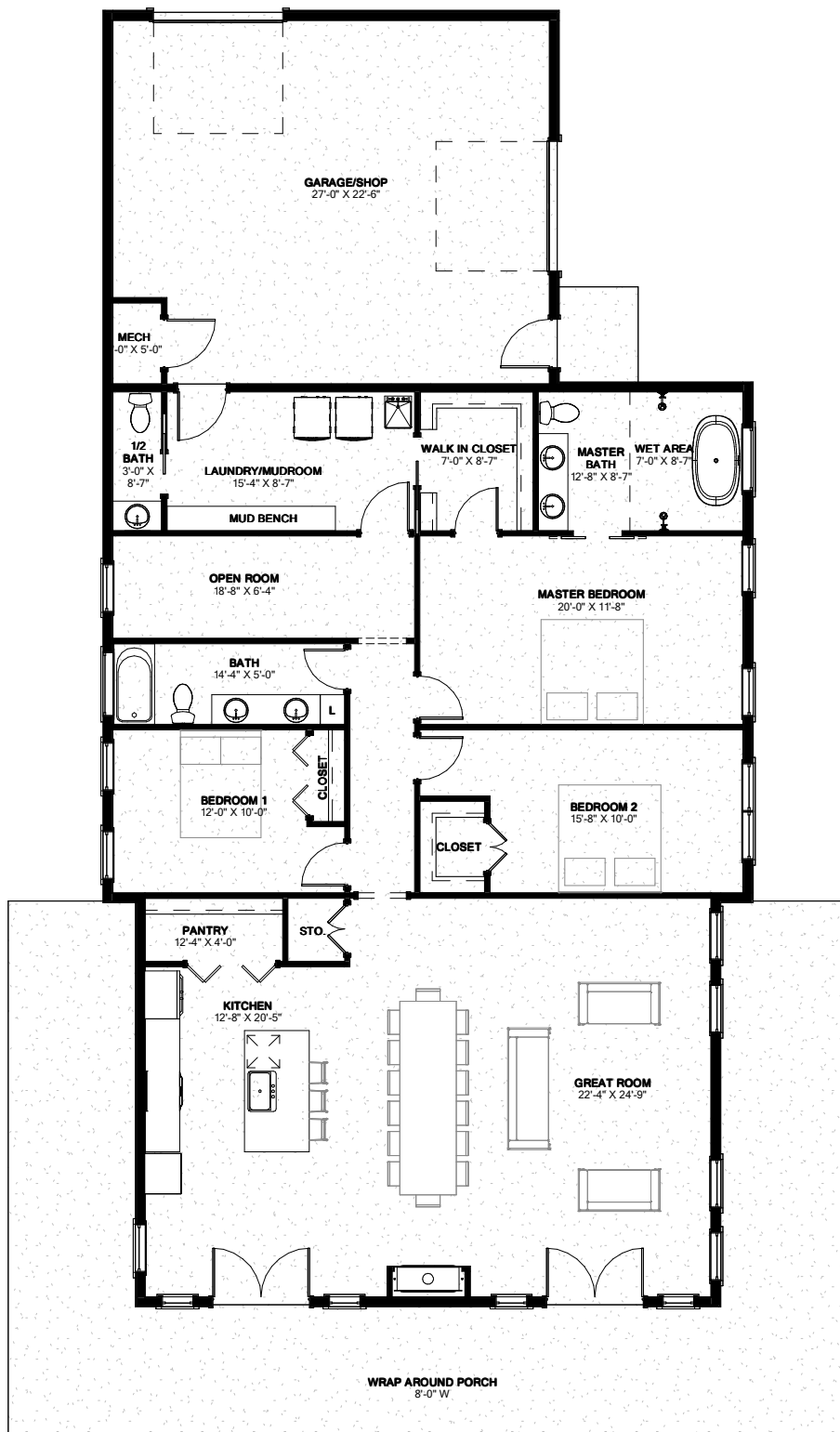
Bedrooms:	3	Living Area:	2,180 SF
Bathrooms:	2.5	Garage:	600 SF
Garages:	2	Porch:	330 SF
Width:	36'-0"	Patio:	30 SF
Depth:	80'-0"	Others:	0 SF

PLAN NAME

The Ernest Plan
(ER0053-A)

5 OF 10

These illustrations are an artist's representation of Stock Plan itself and may be slightly different than the actual Stock Plan itself. Author reserves the right to alter, update and improve Stock Plans at their discretion.



6

DESIGN INFORMATION & SQUARE FOOTAGE

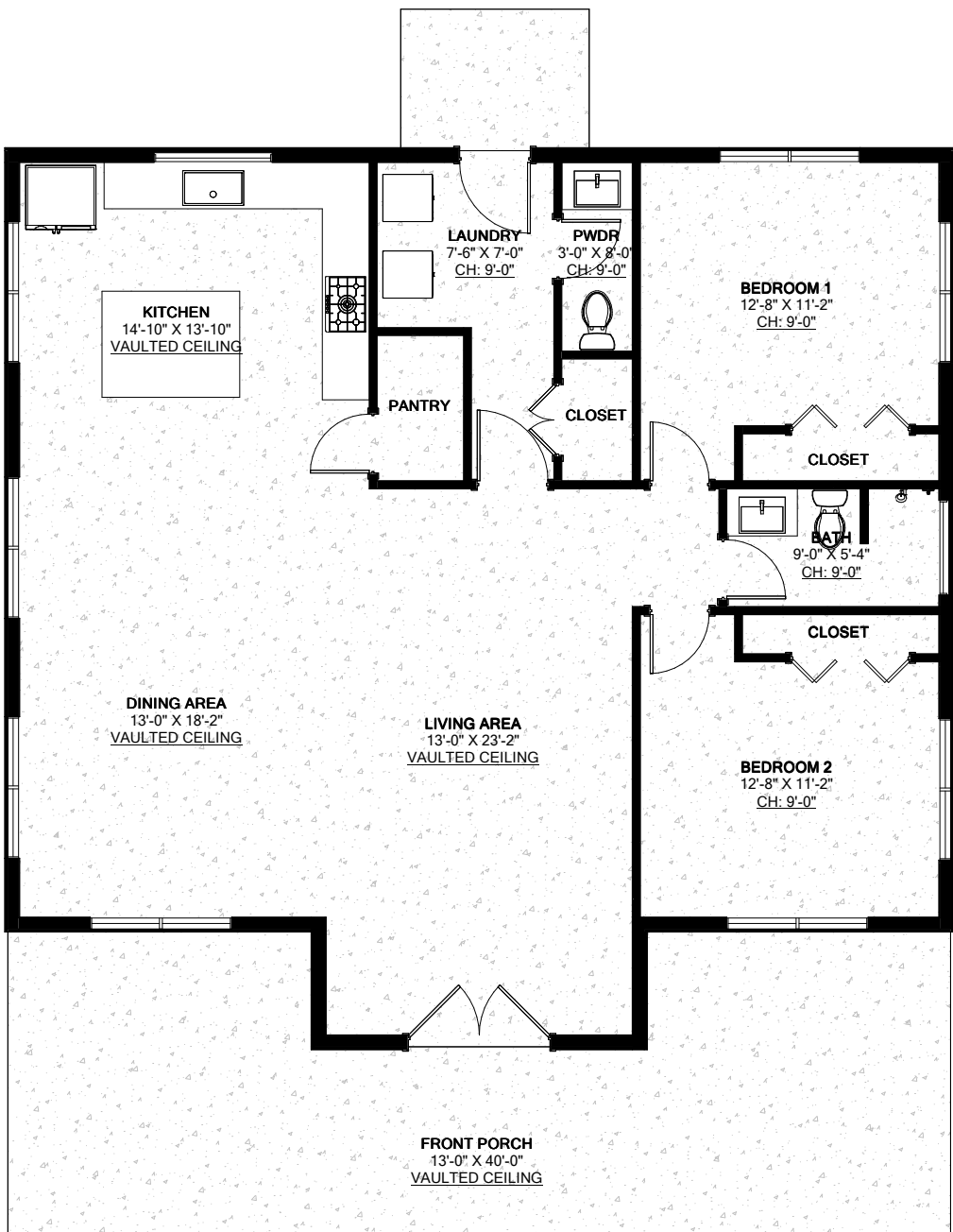
Bedrooms:	3	Living Area:	2,175 SF
Bathrooms:	2.5	Garage:	650 SF
Garages:	2	Porch:	816 SF
Width:	40'-0"	Patio:	30 SF
Depth:	80'-0"	Others:	0 SF

PLAN NAME

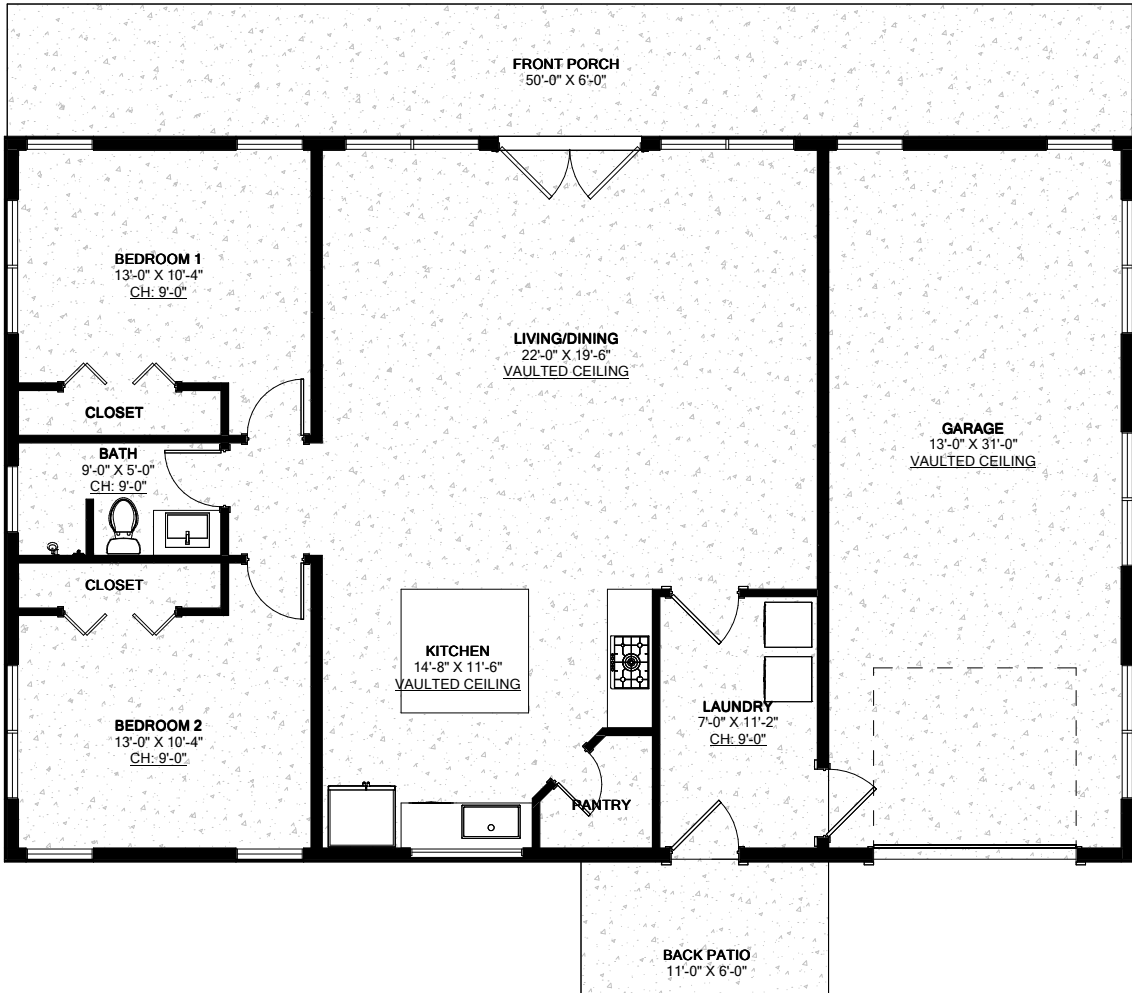
The Beverly Plan
(BE0063-A)

6 OF 10

These illustrations are an artist's representation of Stock Plan itself and may be slightly different than the actual Stock Plan itself. Author reserves the right to alter, update and improve Stock Plans at their discretion.



7	DESIGN INFORMATION & SQUARE FOOTAGE		PLAN NAME The Ridgewell Plan (RI1281-A)	7 OF 10
	Bedrooms: 2	Living Area: 1,390 SF		
	Bathrooms: 1.5	Garage: 0 SF		
	Garages: 0	Porch: 450 SF		
	Width: 40'-0"	Patio: 48 SF		
Depth: 38'-0"	Others: 0 SF	<i>These visual depictions serve as the artist's interpretation of the Stock Plan and may exhibit slight variations from the actual Stock Plan. The author retains the right to modify, update, and enhance Stock Plans at their discretion.</i>		



8

DESIGN INFORMATION & SQUARE FOOTAGE

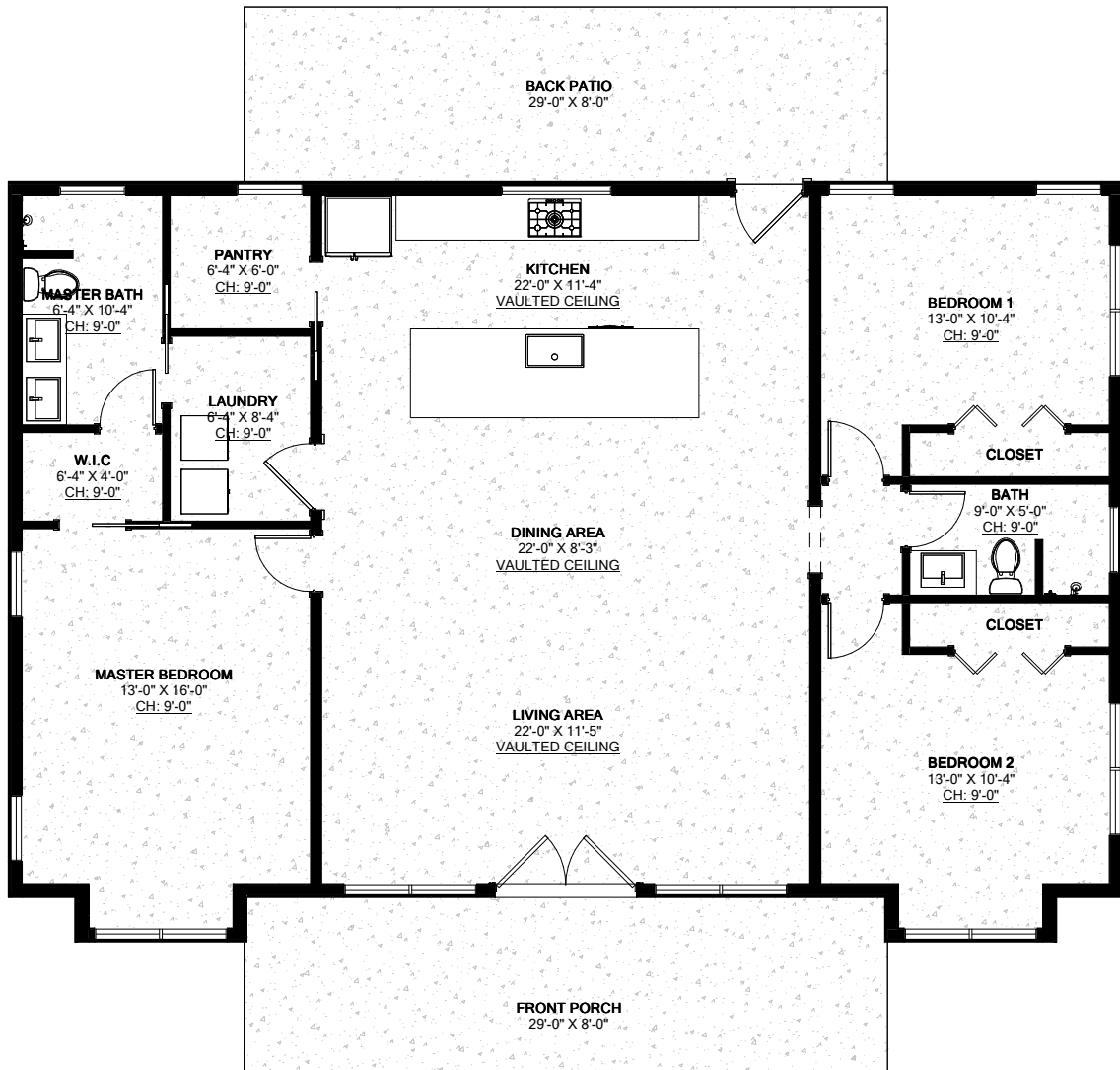
Bedrooms: 2	Living Area: 1,168 SF
Bathrooms: 1	Garage: 432 SF
Garages: 1	Porch: 300 SF
Width: 30'-0"	Patio: 66 SF
Depth: 50'-0"	Others: 0 SF

PLAN NAME

The Fairfield Plan
(FA1291-A)

8 OF 10

These visual depictions serve as the artist's interpretation of the Stock Plan and may exhibit slight variations from the actual Stock Plan. The author retains the right to modify, update, and enhance Stock Plans at their discretion



9

DESIGN INFORMATION & SQUARE FOOTAGE

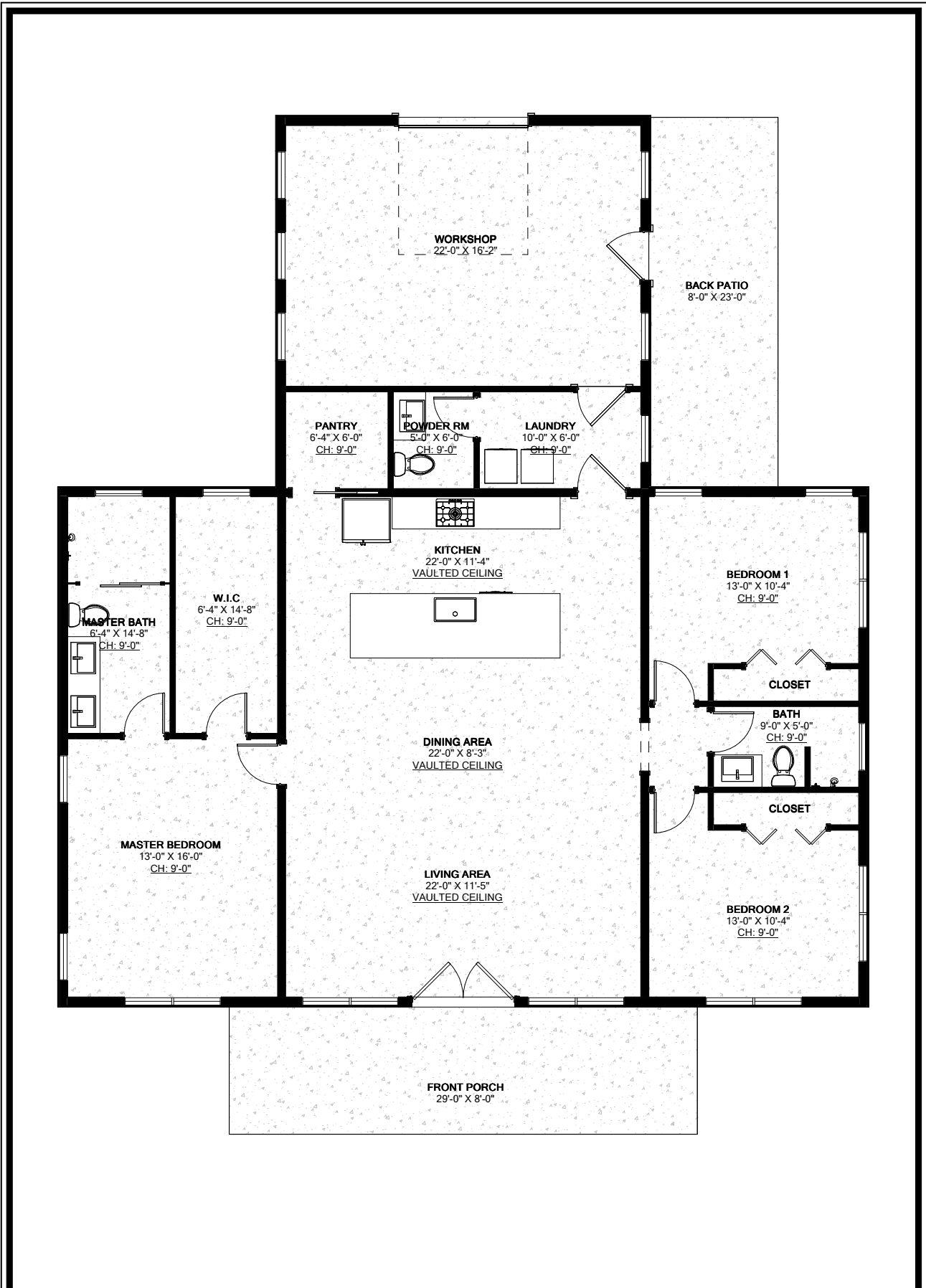
Bedrooms:	3	Living Area:	1,630 SF
Bathrooms:	2	Garage:	0 SF
Garages:	0	Porch:	232 SF
Width:	34'-0"	Patio:	78 SF
Depth:	50'-0"	Others:	0 SF

PLAN NAME

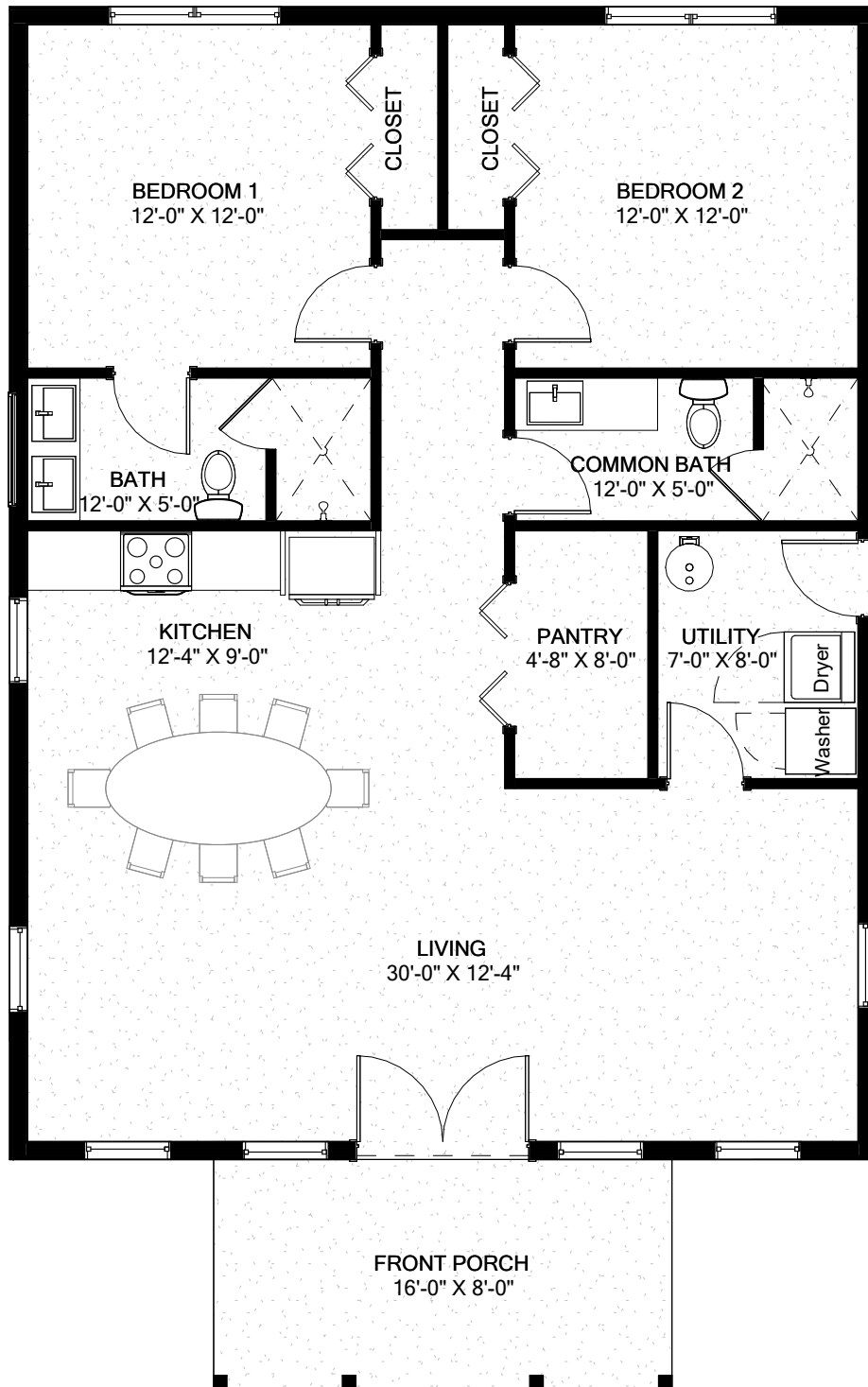
The Woburn Plan
(W01301-A)

9 OF 10

These visual depictions serve as the artist's interpretation of the Stock Plan and may exhibit slight variations from the actual Stock Plan. The author retains the right to modify, update, and enhance Stock Plans at their discretion



10	DESIGN INFORMATION & SQUARE FOOTAGE		PLAN NAME The Ascot Plan (AS1311-A)	10 OF 10
	Bedrooms: 3	Living Area: 1,746 SF		
	Bathrooms: 2.5	Garage: 0 SF		
	Garages: 0	Porch: 232 SF		
	Width: 50'-0"	Patio: 184 SF		
Depth: 55'-0"	Others: 384 SF	<i>These visual depictions serve as the artist's interpretation of the Stock Plan and may exhibit slight variations from the actual Stock Plan. The author retains the right to modify, update, and enhance Stock Plans at their discretion.</i>		



1

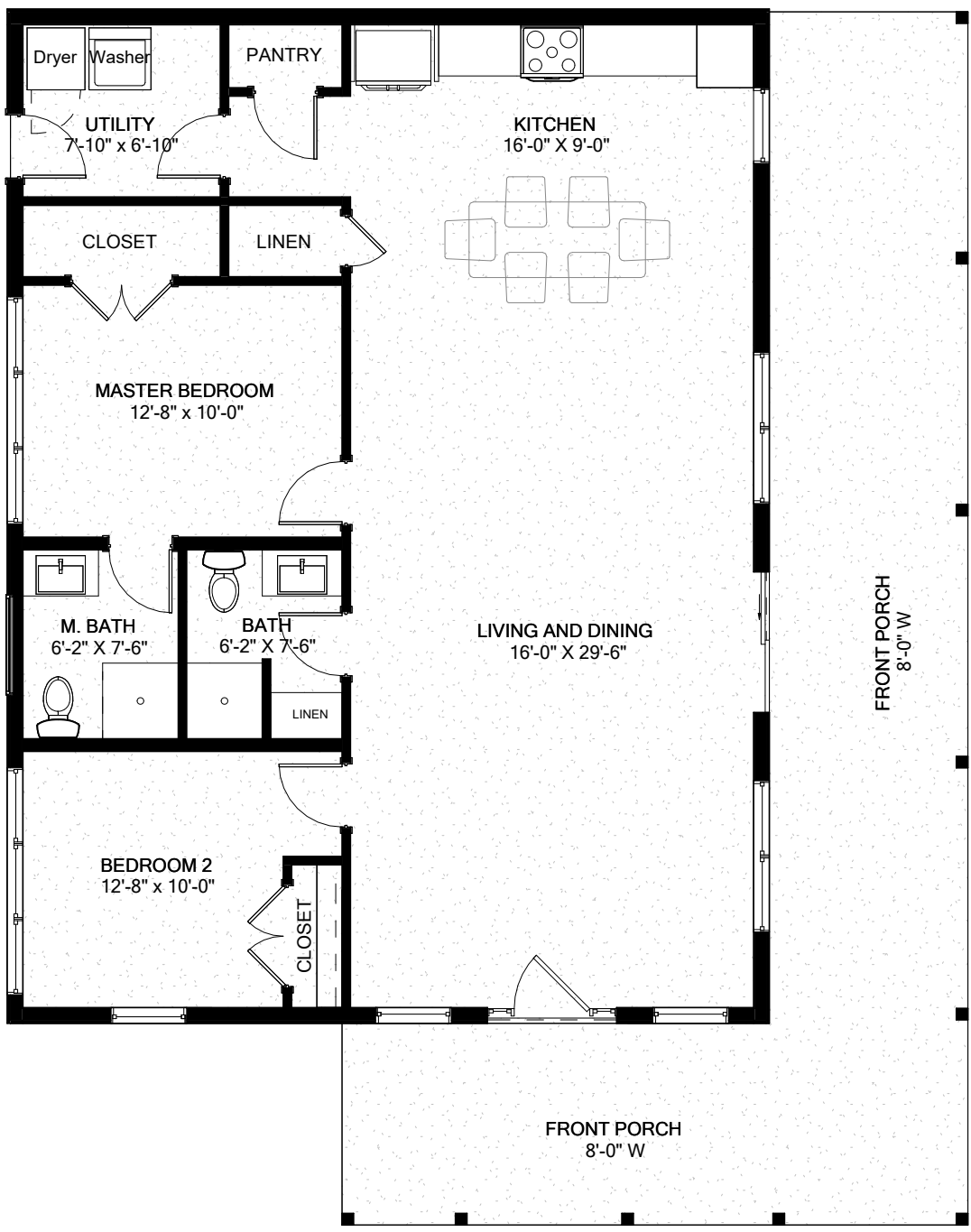
DESIGN INFORMATION & SQUARE FOOTAGE	
Bedrooms: 2	Living Area: 1,200 S.F.
Bathrooms: 2	Garage: 0 S.F.
Garages: 0	Porch: 128 S.F.
Width: 30'-0"	Patio: 0 S.F.
Depth: 40'-0"	Others: 0 S.F.

PLAN NAME

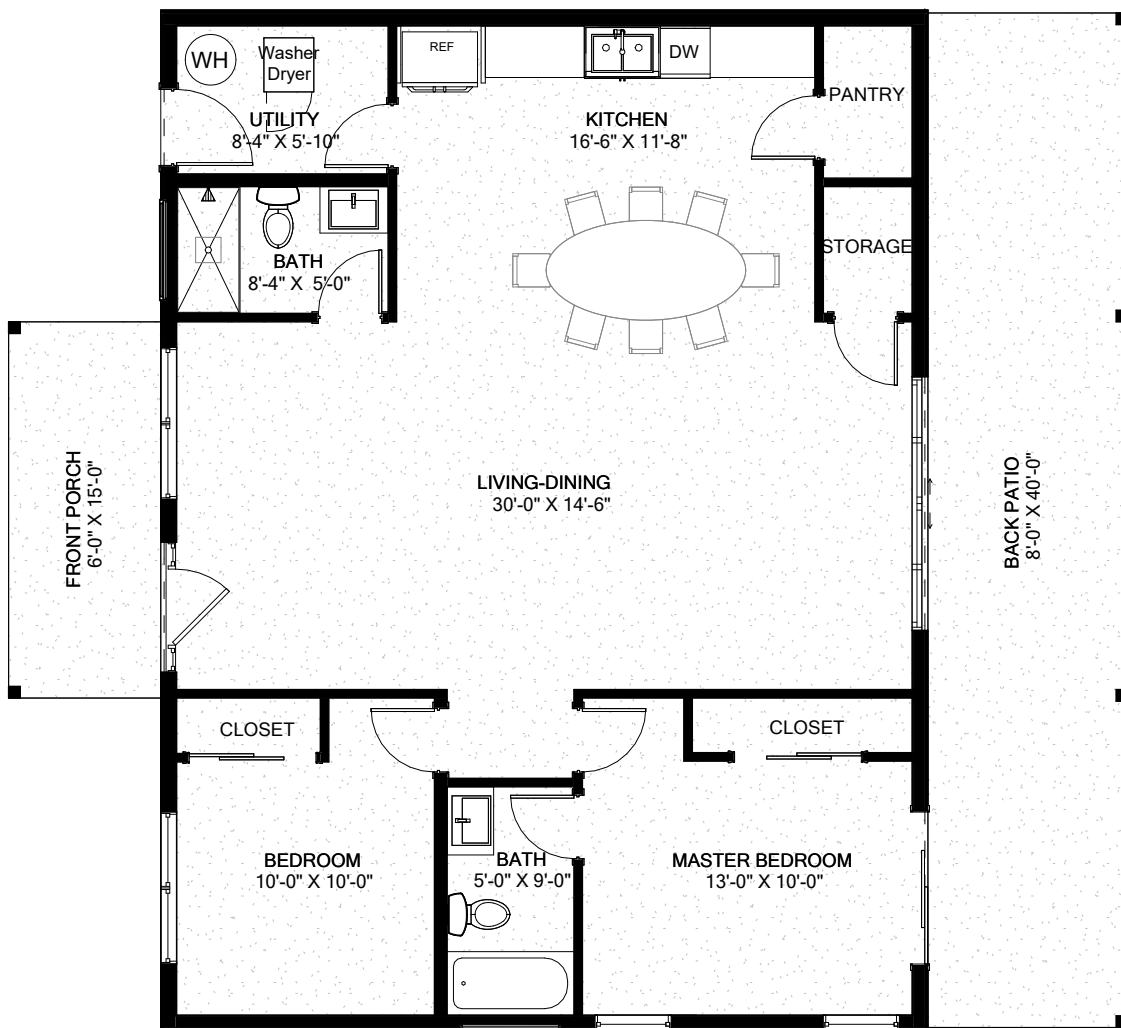
The Barleycorn Plan
(BA0072-A)

1 OF 10

These illustrations are an artist's representation of Stock Plan itself and may be slightly different than the actual Stock Plan itself. Author reserves the right to alter, update and improve Stock Plans at their discretion.



2	DESIGN INFORMATION & SQUARE FOOTAGE	PLAN NAME	2 OF 10	
	Bedrooms: 2	Living Area: 1,200 S.F.		The Clarence Plan (CL0082-A)
	Bathrooms: 2	Garage: 0 S.F.		
	Garages: 0	Porch: 515 S.F.		
	Width: 30'-0"	Patio: 0 S.F.		
Depth: 40'-0"	Others: 0 S.F.			
These illustrations are an artist's representation of Stock Plan itself and may be slightly different than the actual Stock Plan itself. Author reserves the right to alter, update and improve Stock Plans at their discretion.				



3

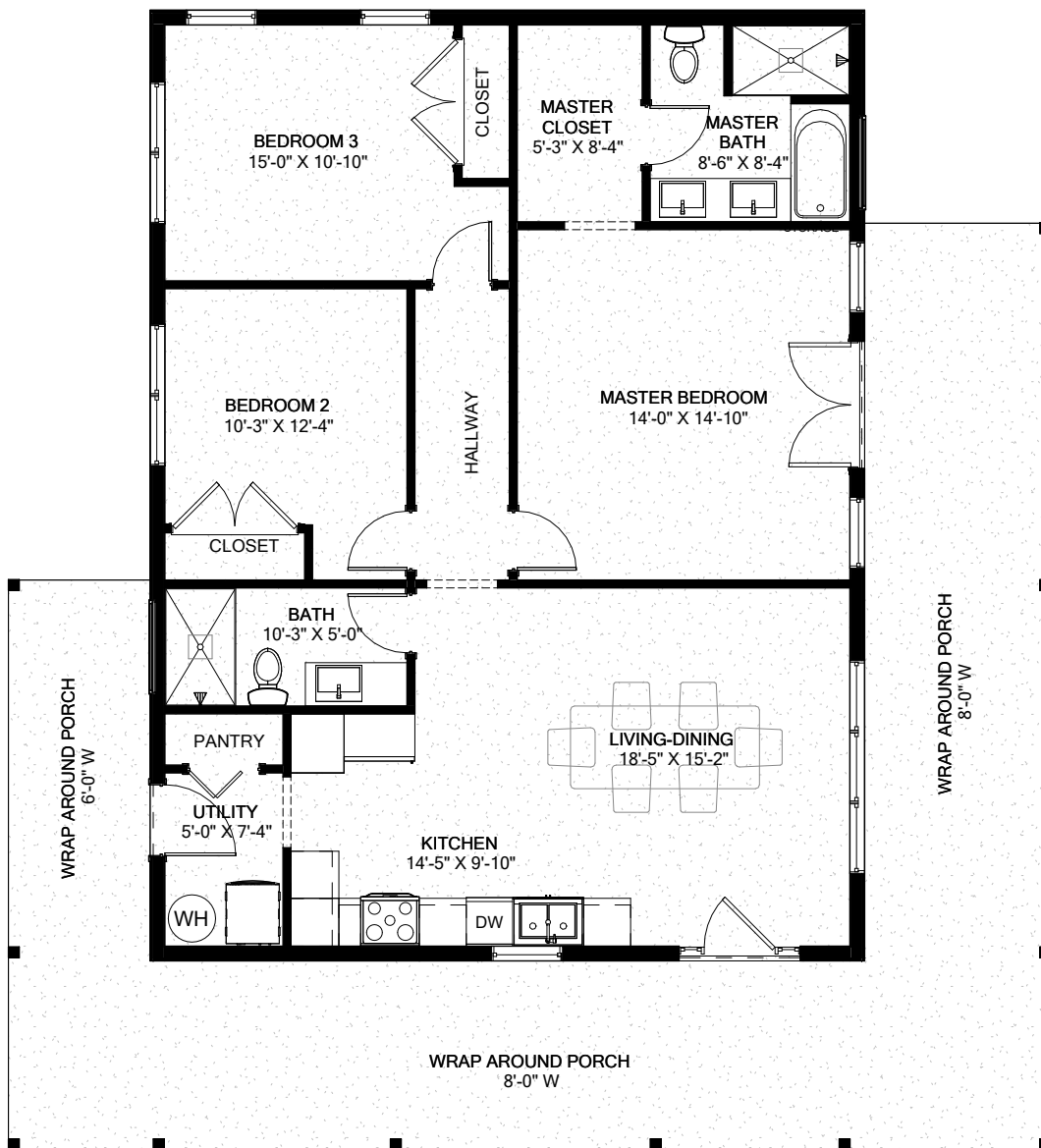
DESIGN INFORMATION & SQUARE FOOTAGE	
Bedrooms: 2	Living Area: 1,200 S.F.
Bathrooms: 2	Garage: 0 S.F.
Garages: 0	Porch: 89 S.F.
Width: 30'-0"	Patio: 315 S.F.
Depth: 40'-0"	Others: 0 S.F.

PLAN NAME

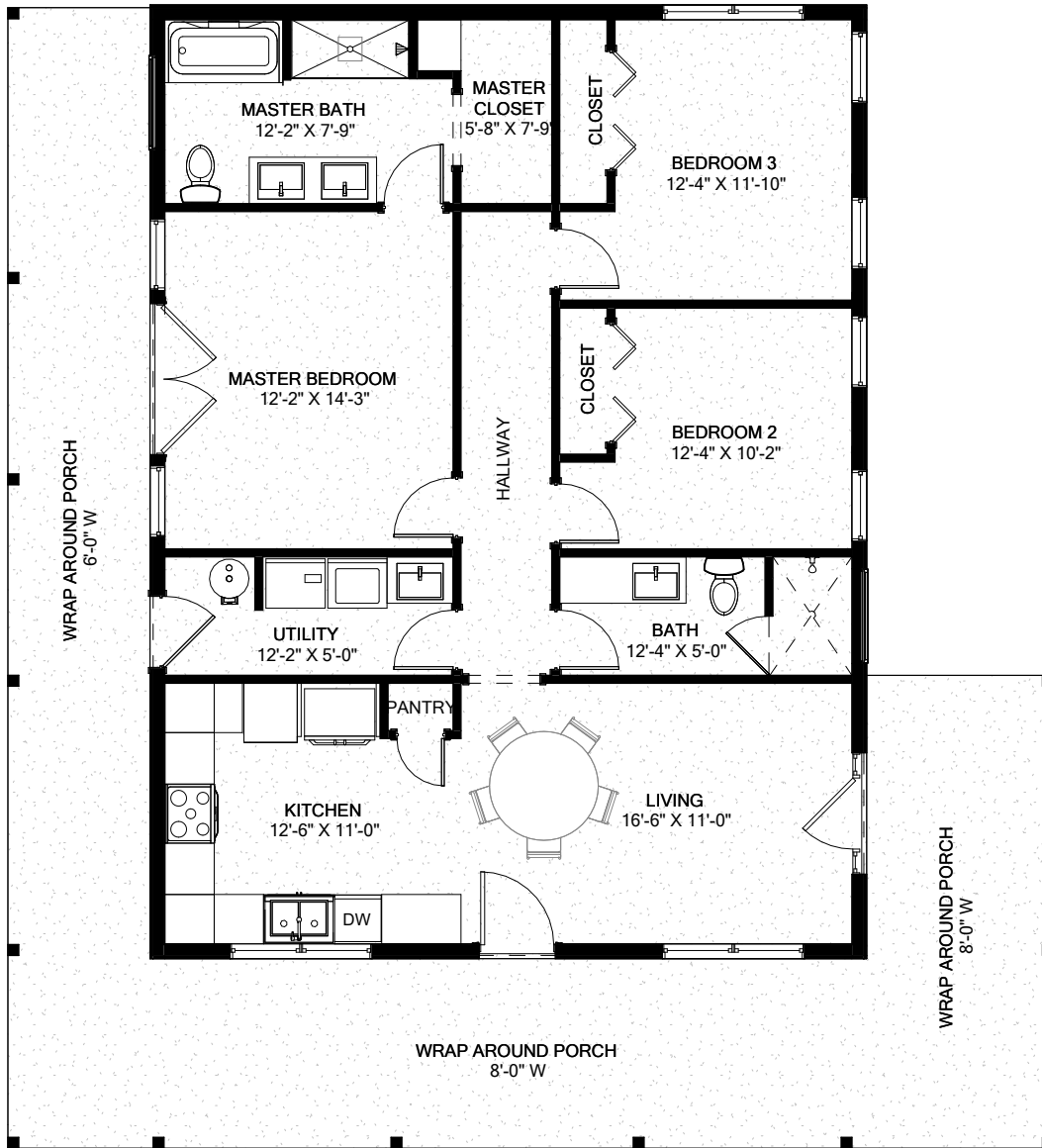
The Ferguson Plan
(FE0092-A)

3 OF 10

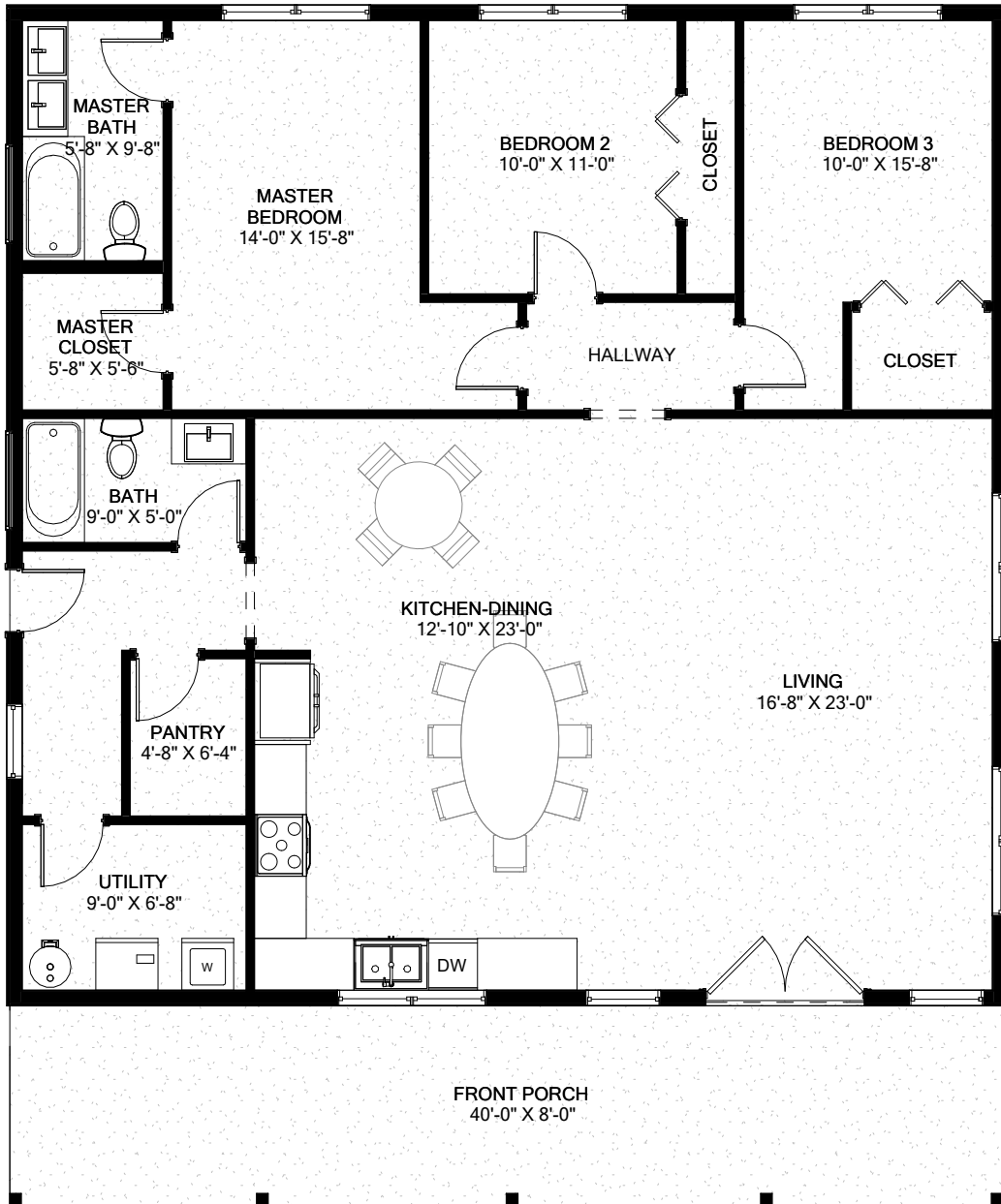
These illustrations are an artist's representation of Stock Plan itself and may be slightly different than the actual Stock Plan itself. Author reserves the right to alter, update and improve Stock Plans at their discretion.



4	DESIGN INFORMATION & SQUARE FOOTAGE		PLAN NAME	The Tiptree Plan (TI0103-A)	4 OF 10
	Bedrooms: 3	Living Area: 1,200 S.F.			
	Bathrooms: 2	Garage: 0 S.F.			
	Garages: 0	Porch: 695 S.F.			
	Width: 30'-0"	Patio: 0 S.F.			
Depth: 40'-0"	Others: 0 S.F.				
These illustrations are an artist's representation of Stock Plan itself and may be slightly different than the actual Stock Plan itself. Author reserves the right to alter, update and improve Stock Plans at their discretion.					



5	DESIGN INFORMATION & SQUARE FOOTAGE		PLAN NAME The Wedlake Plan (WE0113-A)	5 OF 10
	Bedrooms: 3	Living Area: 1,200 S.F.		
	Bathrooms: 2	Garage: 0 S.F.		
	Garages: 0	Porch: 688 S.F.		
	Width: 30'-0"	Patio: 0 S.F.		
Depth: 40'-0"	Others: 0 S.F.			
These illustrations are an artist's representation of Stock Plan itself and may be slightly different than the actual Stock Plan itself. Author reserves the right to alter, update and improve Stock Plans at their discretion.				



6

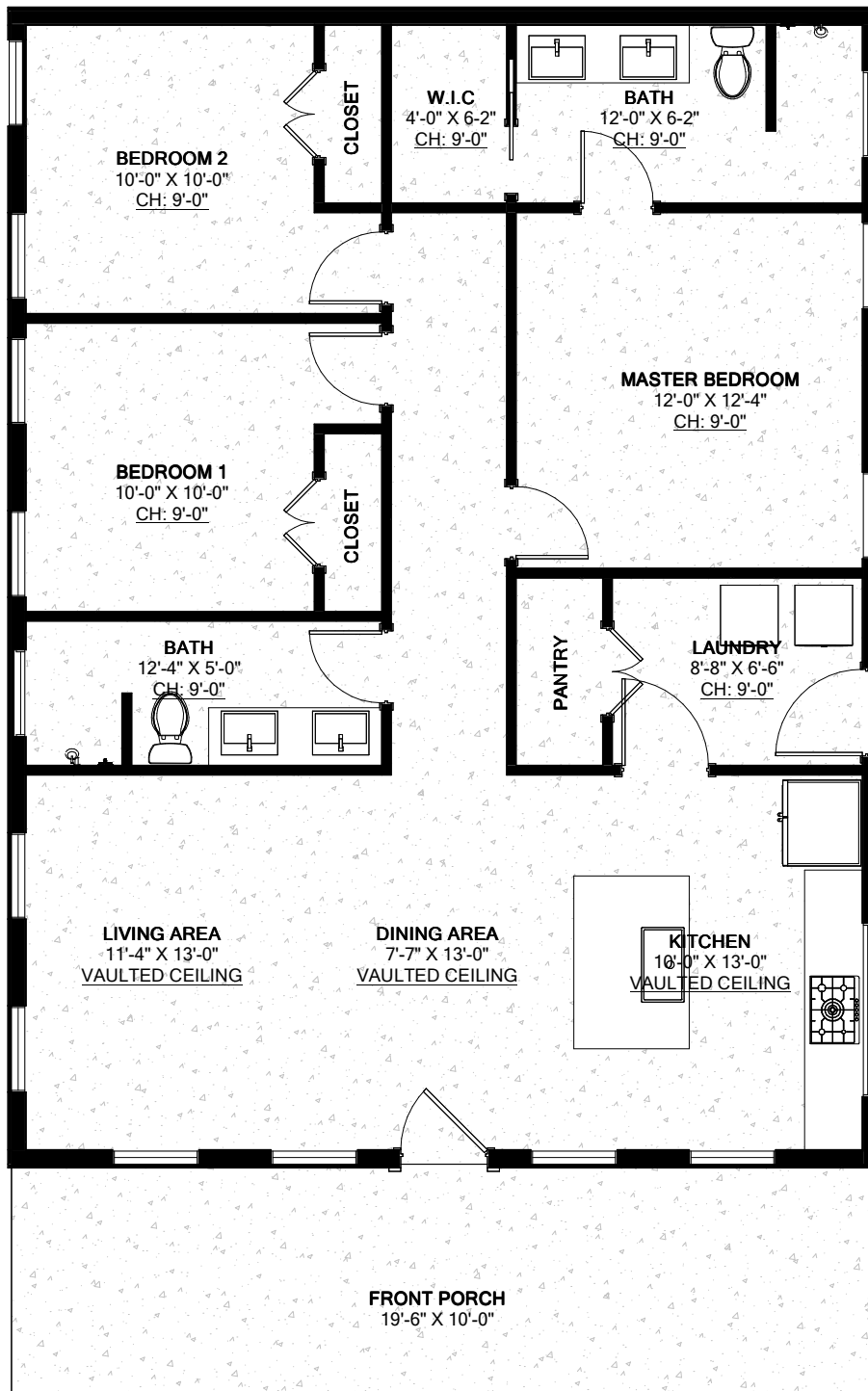
DESIGN INFORMATION & SQUARE FOOTAGE	
Bedrooms: 2	Living Area: 1,600 S.F.
Bathrooms: 2.5	Garage: 0 S.F.
Garages: 0	Porch: 320 S.F.
Width: 40'-0"	Patio: 0 S.F.
Depth: 40'-0"	Others: 0 S.F.

PLAN NAME

The Cecil Plan
(AS1311-A)

6 OF 10

These illustrations are an artist's representation of Stock Plan itself and may be slightly different than the actual Stock Plan itself. Author reserves the right to alter, update and improve Stock Plans at their discretion.



7

DESIGN INFORMATION & SQUARE FOOTAGE

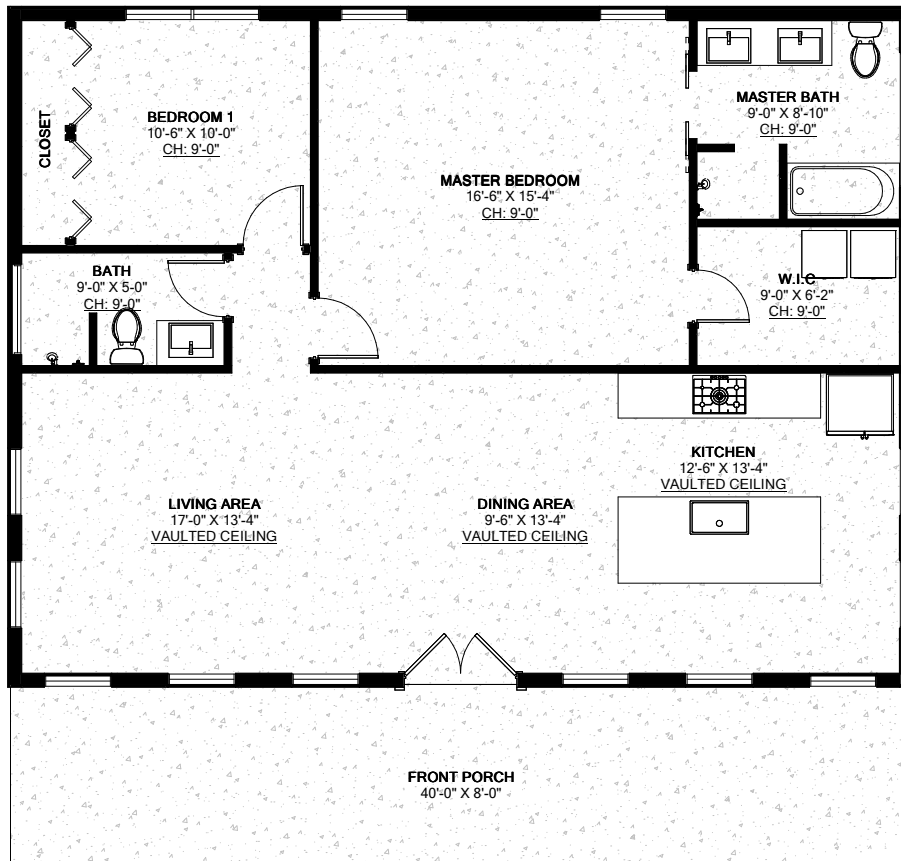
Bedrooms: 3	Living Area: 1,200 SF
Bathrooms: 2	Garage: 0 SF
Garages: 0	Porch: 240 SF
Width: 30'-0"	Patio: 0 SF
Depth: 40'-0"	Others: 0 SF

PLAN NAME

The Calmore Plan
(CA1321-A)

7 OF 10

These visual depictions serve as the artist's interpretation of the Stock Plan and may exhibit slight variations from the actual Stock Plan. The author retains the right to modify, update, and enhance Stock Plans at their discretion



8

DESIGN INFORMATION & SQUARE FOOTAGE

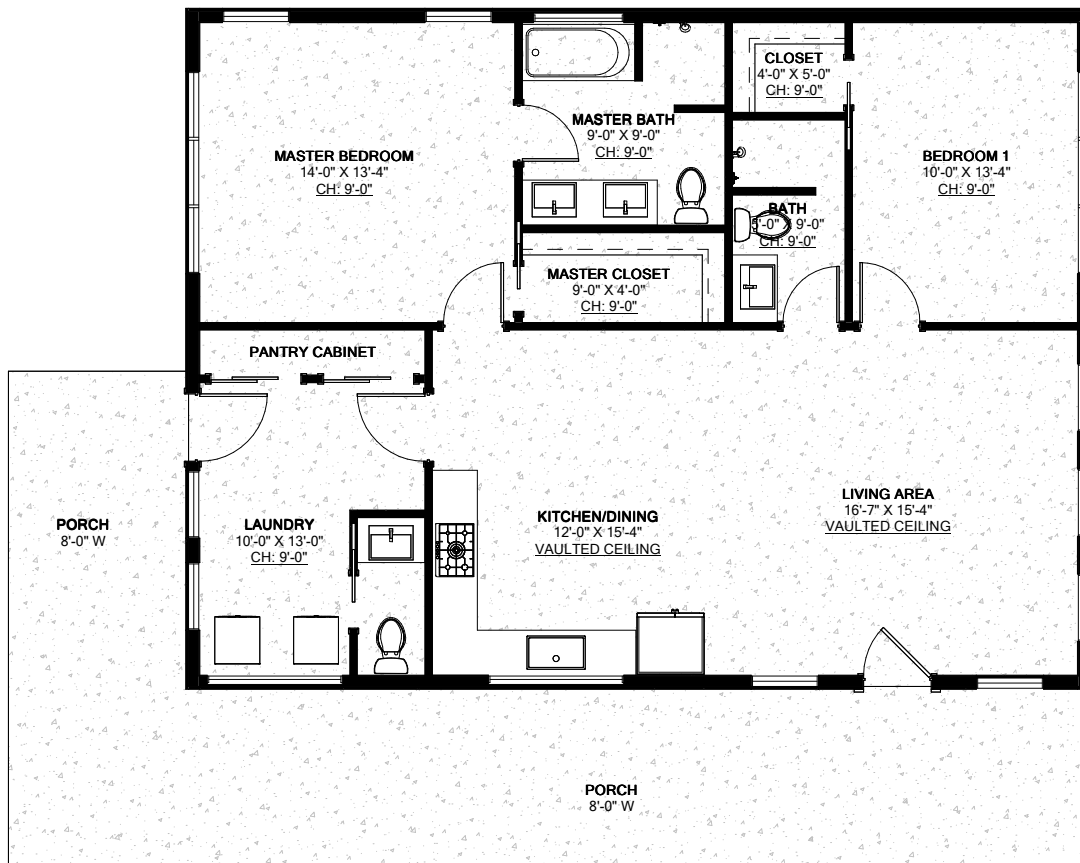
Bedrooms:	3	Living Area:	1,200 SF
Bathrooms:	2	Garage:	0 SF
Garages:	0	Porch:	320 SF
Width:	40'-0"	Patio:	0 SF
Depth:	30'-0"	Others:	0 SF

PLAN NAME

The Rayburn Plan
(RA01333-A)

8 OF 10

These visual depictions serve as the artist's interpretation of the Stock Plan and may exhibit slight variations from the actual Stock Plan. The author retains the right to modify, update, and enhance Stock Plans at their discretion.



9	DESIGN INFORMATION & SQUARE FOOTAGE		PLAN NAME The Benhurst Plan (BE01342-A)	9 OF 10
	Bedrooms: 2	Living Area: 1,200 SF		
	Bathrooms: 2.5	Garage: 0 SF		
	Garages: 0	Porch: 496 SF		
	Width: 40'-0"	Patio: 0 SF		
Depth: 30'-0"	Others: 0 SF	<i>These visual depictions serve as the artist's interpretation of the Stock Plan and may exhibit slight variations from the actual Stock Plan. The author retains the right to modify, update, and enhance Stock Plans at their discretion.</i>		



10	DESIGN INFORMATION & SQUARE FOOTAGE		PLAN NAME The Roslyn Plan (R001352-A)	10 OF 10
	Bedrooms: 2	Living Area: 1,200 SF		
	Bathrooms: 1.5	Garage: 0 SF		
	Garages: 0	Porch: 224 SF		
	Width: 40'-0"	Patio: 43 SF		
Depth: 30'-0"	Others: 0 SF			
These visual depictions serve as the artist's interpretation of the Stock Plan and may exhibit slight variations from the actual Stock Plan. The author retains the right to modify, update, and enhance Stock Plans at their discretion.				



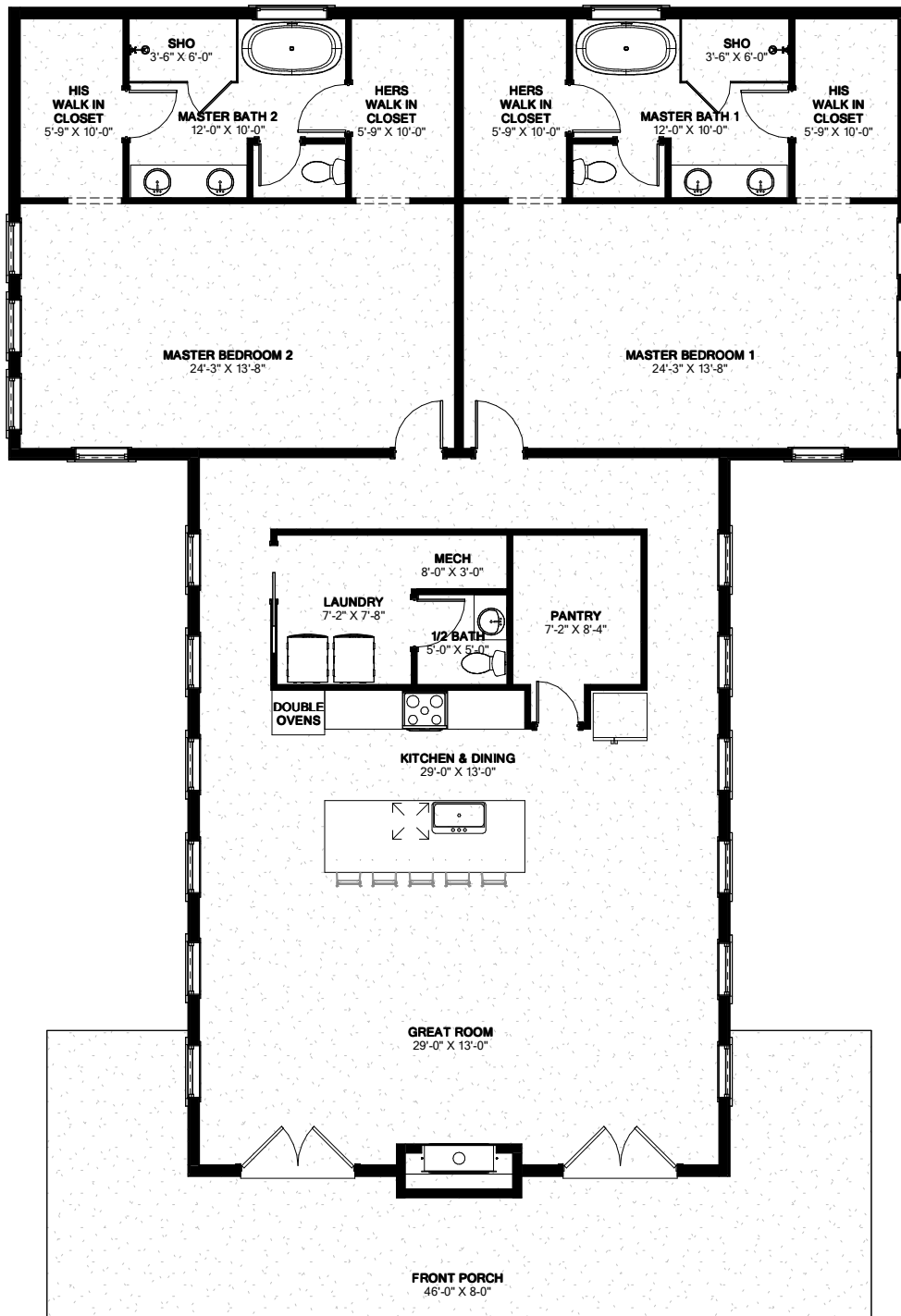
1

DESIGN INFORMATION & SQUARE FOOTAGE	
Bedrooms: 4	Living Area: 3,493 SF
Bathrooms: 3.5	Garage: 0 SF
Garages: 0	Porch: 230 SF
Width: 48'-0"	Patio: 264 SF
Depth: 76'-0"	Others: 0 SF

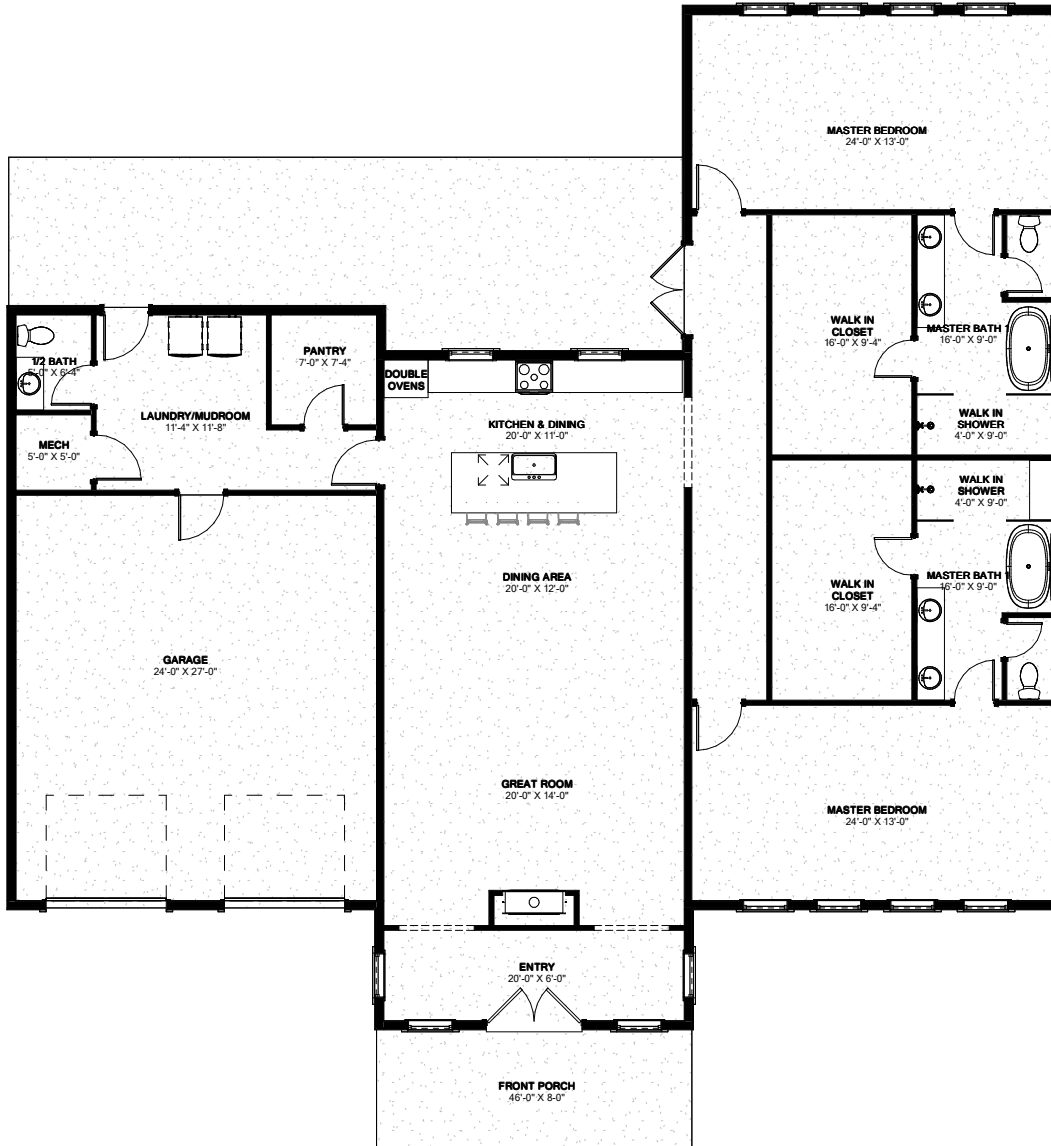
PLAN NAME
The Maynards Plan
 (MA0134-A)

1 OF 8

These illustrations are an artist's representation of Stock Plan itself and may be slightly different than the actual Stock Plan itself. Author reserves the right to alter, update and improve Stock Plans at their discretion.



2	DESIGN INFORMATION & SQUARE FOOTAGE		PLAN NAME The Northumberland Plan (N00142-A)	2 OF 8
	Bedrooms: 2	Living Area: 2,450 SF		
	Bathrooms: 2.5	Garage: 0 SF		
	Garages: 0	Porch: 496 SF		
	Width: 50'-0"	Patio: 0 SF		
Depth: 65'-0"	Others: 0 SF			
These illustrations are an artist's representation of Stock Plan itself and may be slightly different than the actual Stock Plan itself. Author reserves the right to alter, update and improve Stock Plans at their discretion.				



3

DESIGN INFORMATION & SQUARE FOOTAGE

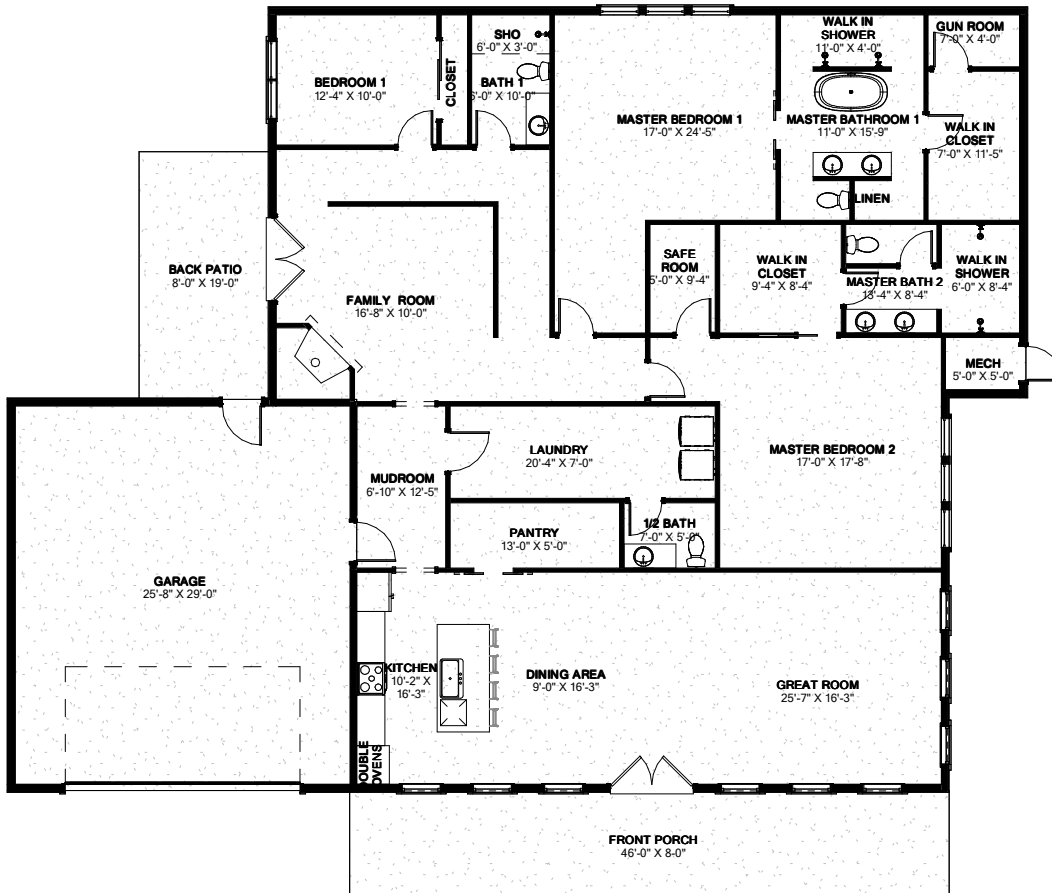
Bedrooms:	2	Living Area:	2,735 SF
Bathrooms:	2.5	Garage:	674 SF
Garages:	2	Porch:	168 SF
Width:	70'-0"	Patio:	510 SF
Depth:	68'-0"	Others:	0 SF

PLAN NAME

The Brindles Plan
(BR0152-A)

3 OF 8

These illustrations are an artist's representation of Stock Plan itself and may be slightly different than the actual Stock Plan itself. Author reserves the right to alter, update and improve Stock Plans at their discretion.



4

DESIGN INFORMATION & SQUARE FOOTAGE

Bedrooms:	3	Living Area:	3,100 SF
Bathrooms:	3.5	Garage:	800 SF
Garages:	2	Porch:	368 SF
Width:	72'-0"	Patio:	190 SF
Depth:	60'-0"	Others:	0 SF

PLAN NAME

The Haynes Plan
(HA0163-A)

4 OF 8

These illustrations are an artist's representation of Stock Plan itself and may be slightly different than the actual Stock Plan itself. Author reserves the right to alter, update and improve Stock Plans at their discretion.



5

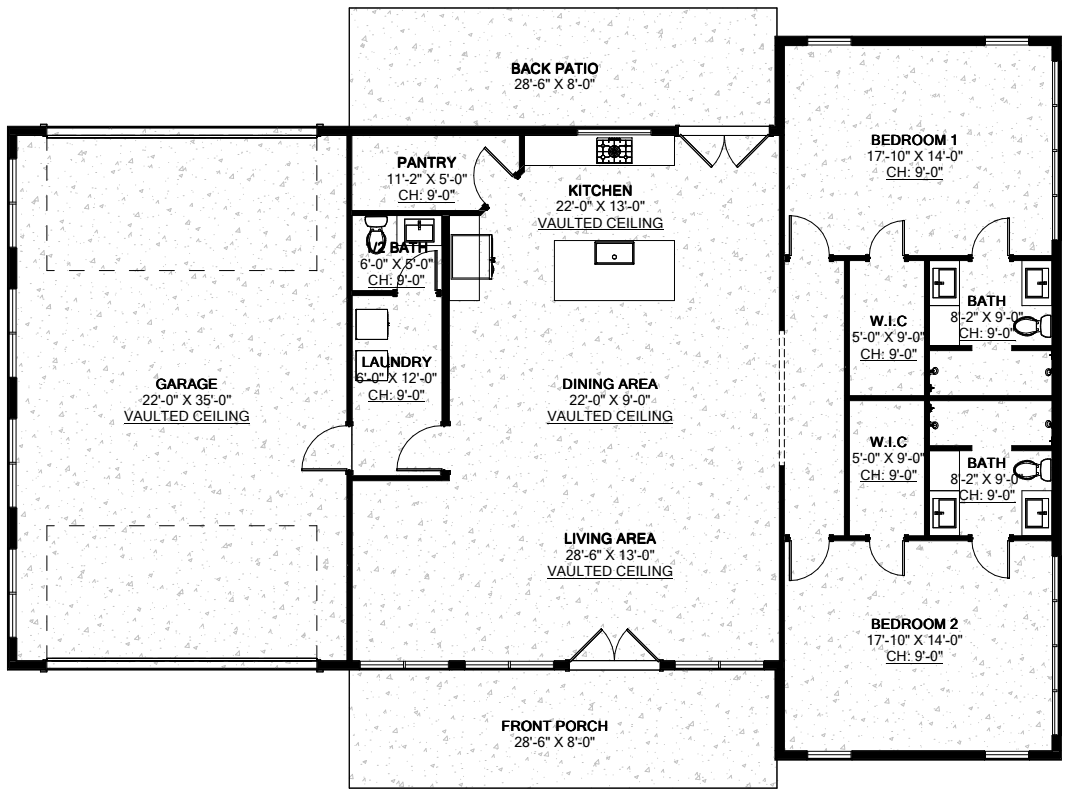
DESIGN INFORMATION & SQUARE FOOTAGE	
Bedrooms: 2	Living Area: 1,500 SF
Bathrooms: 2.5	Garage: 0 SF
Garages: 0	Porch: 500 SF
Width: 50'-0"	Patio: 0 SF
Depth: 30'-0"	Others: 0 SF

PLAN NAME

The Lingfield Plan
(LI1361-A)

5 OF 8

These visual depictions serve as the artist's interpretation of the Stock Plan and may exhibit slight variations from the actual Stock Plan. The author retains the right to modify, update, and enhance Stock Plans at their discretion



6

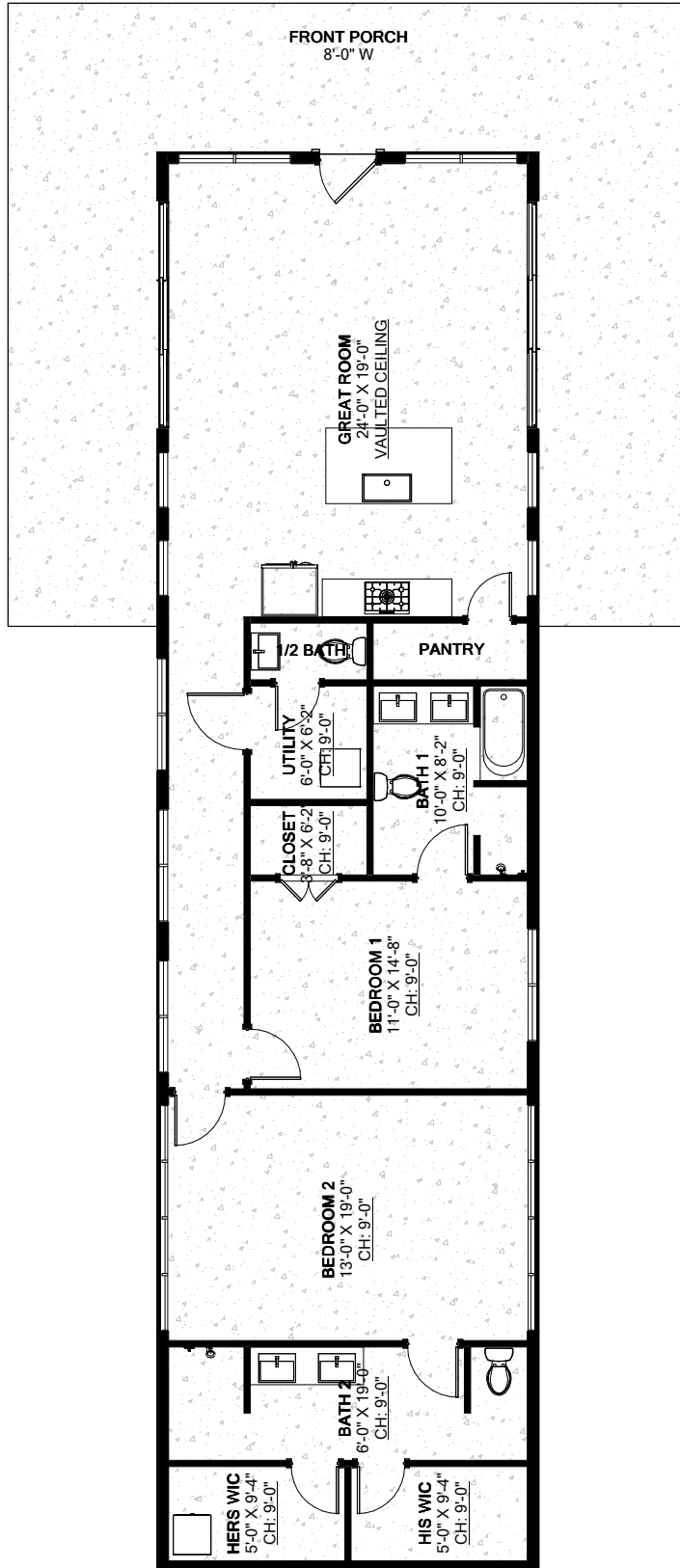
DESIGN INFORMATION & SQUARE FOOTAGE	
Bedrooms: 2	Living Area: 1,924 SF
Bathrooms: 2.5	Garage: 822 SF
Garages: 2	Porch: 228 SF
Width: 70'-0"	Patio: 228 SF
Depth: 48'-0"	Others: 0 SF

PLAN NAME

The Carnforth Plan
(CA1371-A)

6 OF 8

These visual depictions serve as the artist's interpretation of the Stock Plan and may exhibit slight variations from the actual Stock Plan. The author retains the right to modify, update, and enhance Stock Plans at their discretion.



7

DESIGN INFORMATION & SQUARE FOOTAGE

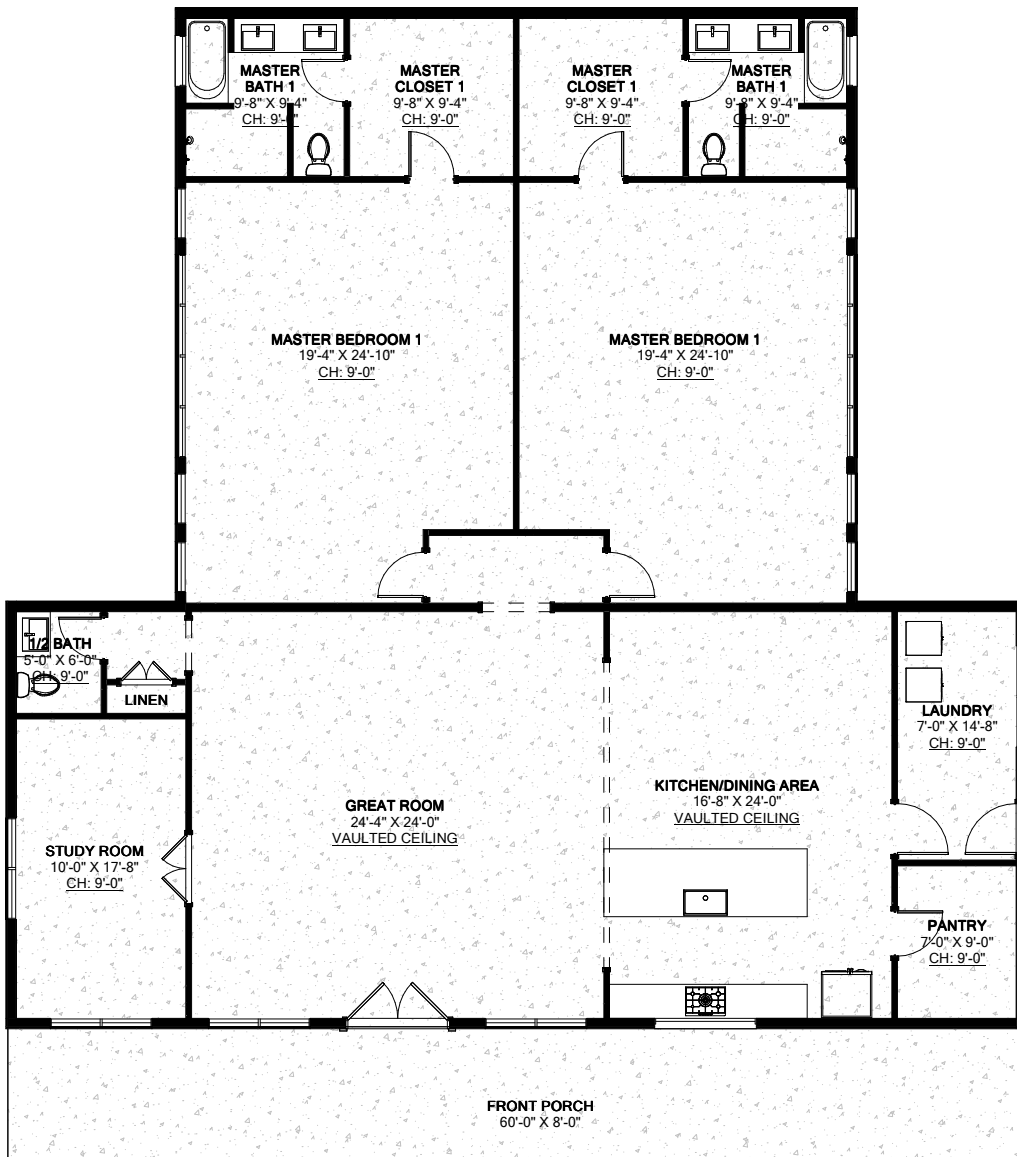
Bedrooms:	2	Living Area:	1,500 SF
Bathrooms:	2.5	Garage:	0 SF
Garages:	0	Porch:	688 SF
Width:	75'-0"	Patio:	0 SF
Depth:	20'-0"	Others:	0 SF

PLAN NAME

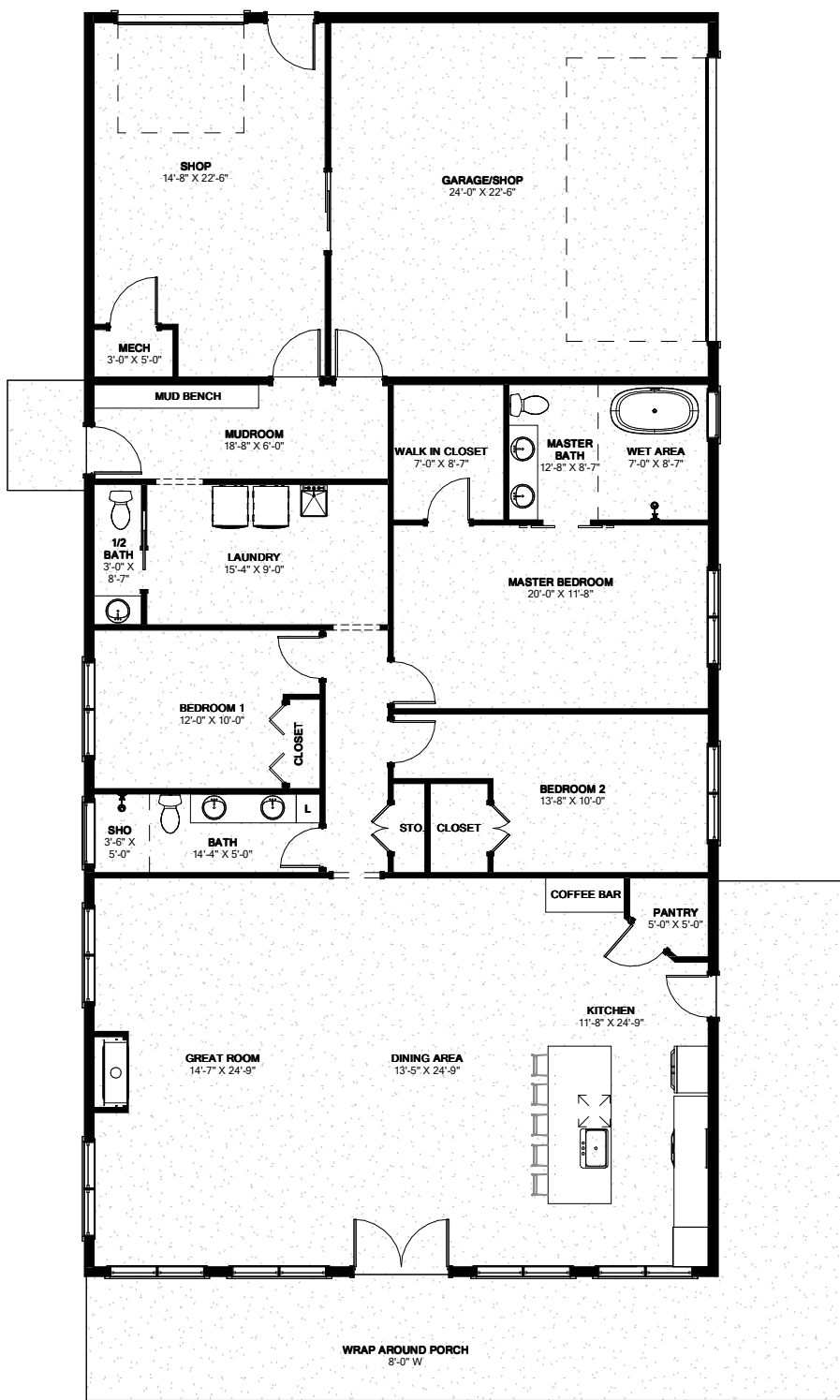
The Kirton Plan
(KI1381-A)

7 OF 8

These visual depictions serve as the artist's interpretation of the Stock Plan and may exhibit slight variations from the actual Stock Plan. The author retains the right to modify, update, and enhance Stock Plans at their discretion.



8	DESIGN INFORMATION & SQUARE FOOTAGE		PLAN NAME The Hacton Plan (HA1391-A)	8 OF 8
	Bedrooms: 2	Living Area: 2,900 SF		
	Bathrooms: 2.5	Garage: 0 SF		
	Garages: 0	Porch: 480 SF		
	Width: 60'-0"	Patio: 0 SF		
Depth: 60'-0"	Others: 0 SF			
These visual depictions serve as the artist's interpretation of the Stock Plan and may exhibit slight variations from the actual Stock Plan. The author retains the right to modify, update, and enhance Stock Plans at their discretion.				



1

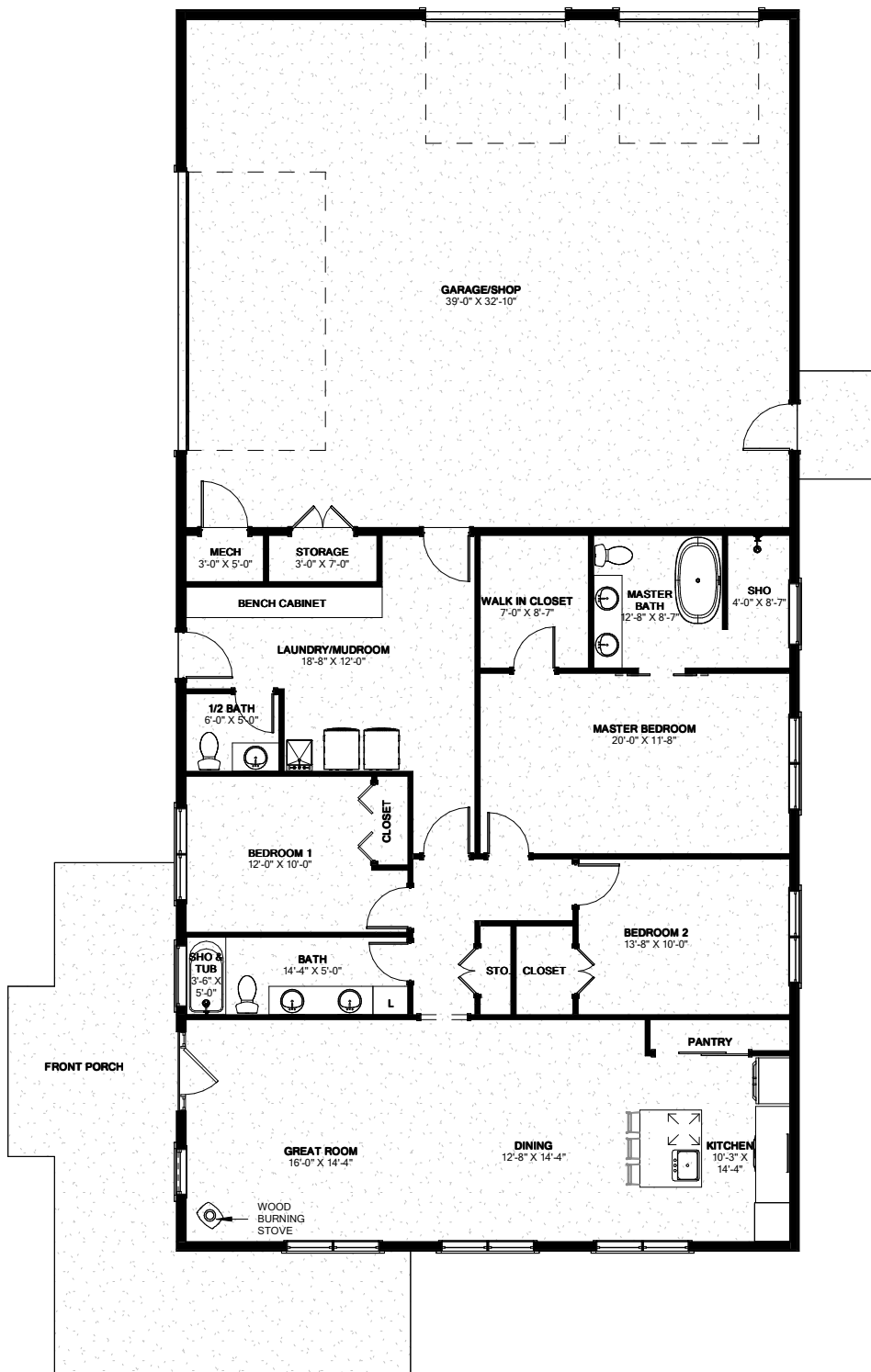
DESIGN INFORMATION & SQUARE FOOTAGE	
Bedrooms:	3 Living Area: 2,280 SF
Bathrooms:	2.5 Garage: 564 SF
Garages:	2 Porch: 584 SF
Width:	40'-0" Patio: 30 SF
Depth:	80'-0" Others: 356 SF

PLAN NAME

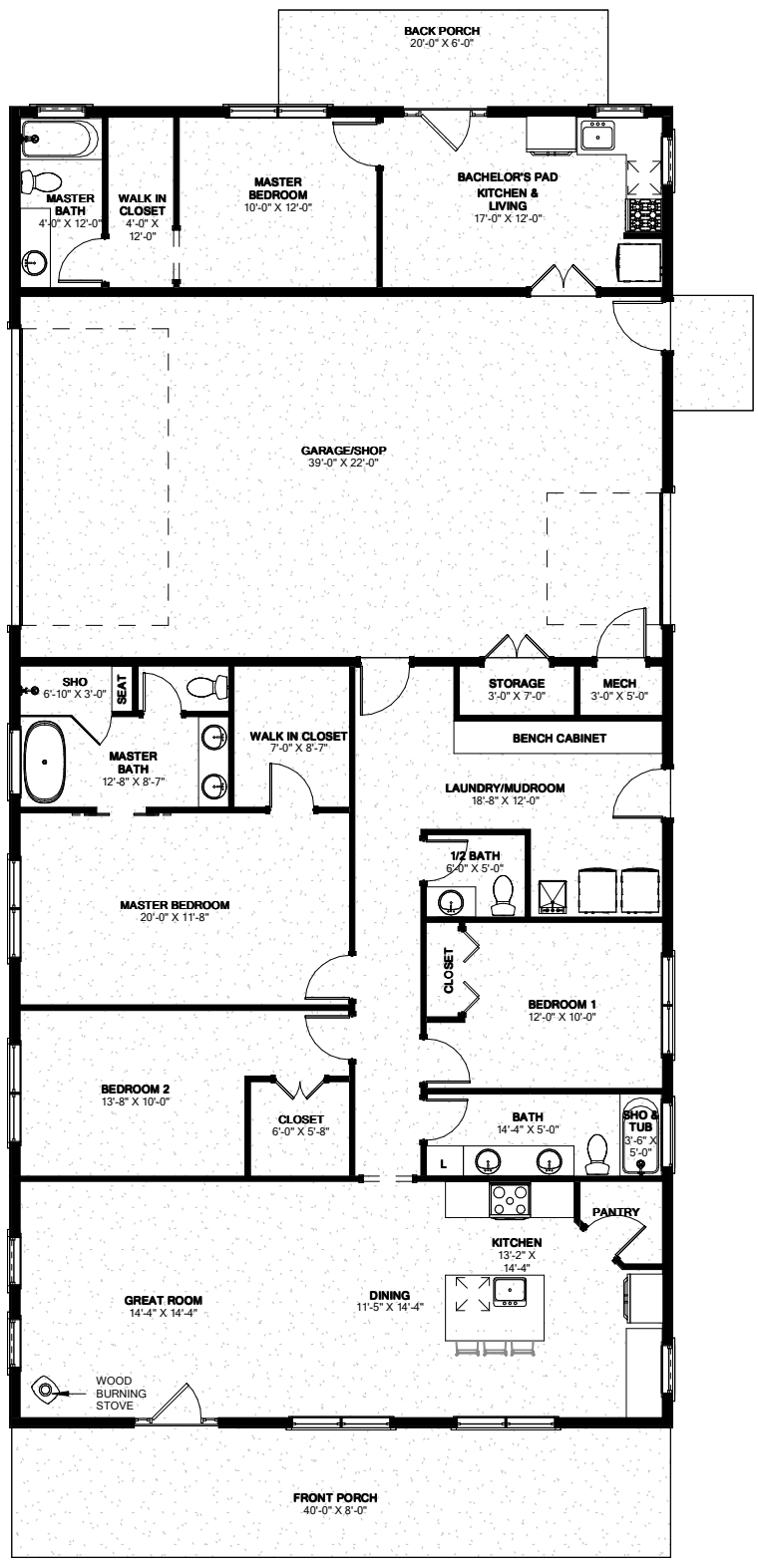
The Parkway Plan
(PA0173-A)

1 OF 10

These illustrations are an artist's representation of Stock Plan itself and may be slightly different than the actual Stock Plan itself. Author reserves the right to alter, update and improve Stock Plans at their discretion.



2	DESIGN INFORMATION & SQUARE FOOTAGE		PLAN NAME The Emerson Plan (EM0183-A)	2 OF 10
	Bedrooms: 3	Living Area: 1,867 SF		
	Bathrooms: 2.5	Garage: 1,334 SF		
	Garages: 4	Porch: 417 SF		
	Width: 40'-0"	Patio: 0 SF		
Depth: 80'-0"	Others: 0 SF			
These illustrations are an artist's representation of Stock Plan itself and may be slightly different than the actual Stock Plan itself. Author reserves the right to alter, update and improve Stock Plans at their discretion.				



3

DESIGN INFORMATION & SQUARE FOOTAGE

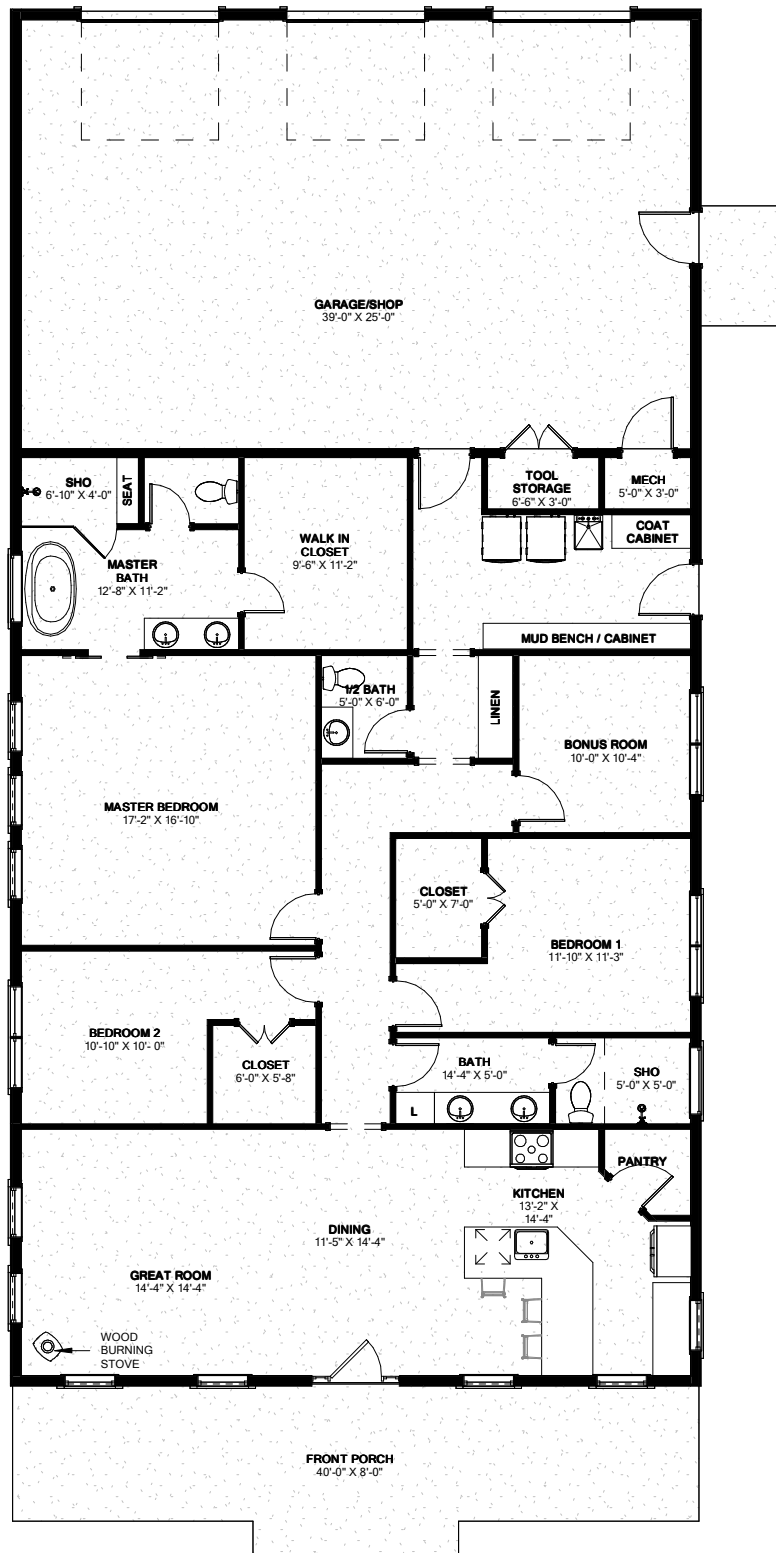
Bedrooms:	4	Living Area:	2,315 SF
Bathrooms:	3.5	Garage:	880 SF
Garages:	2	Porch:	320 SF
Width:	40'-0"	Patio:	120 SF
Depth:	80'-0"	Others:	0 SF

PLAN NAME

The Rosemore Plan
(R00194-A)

3 OF 10

These illustrations are an artist's representation of Stock Plan itself and may be slightly different than the actual Stock Plan itself. Author reserves the right to alter, update and improve Stock Plans at their discretion.



4

DESIGN INFORMATION & SQUARE FOOTAGE

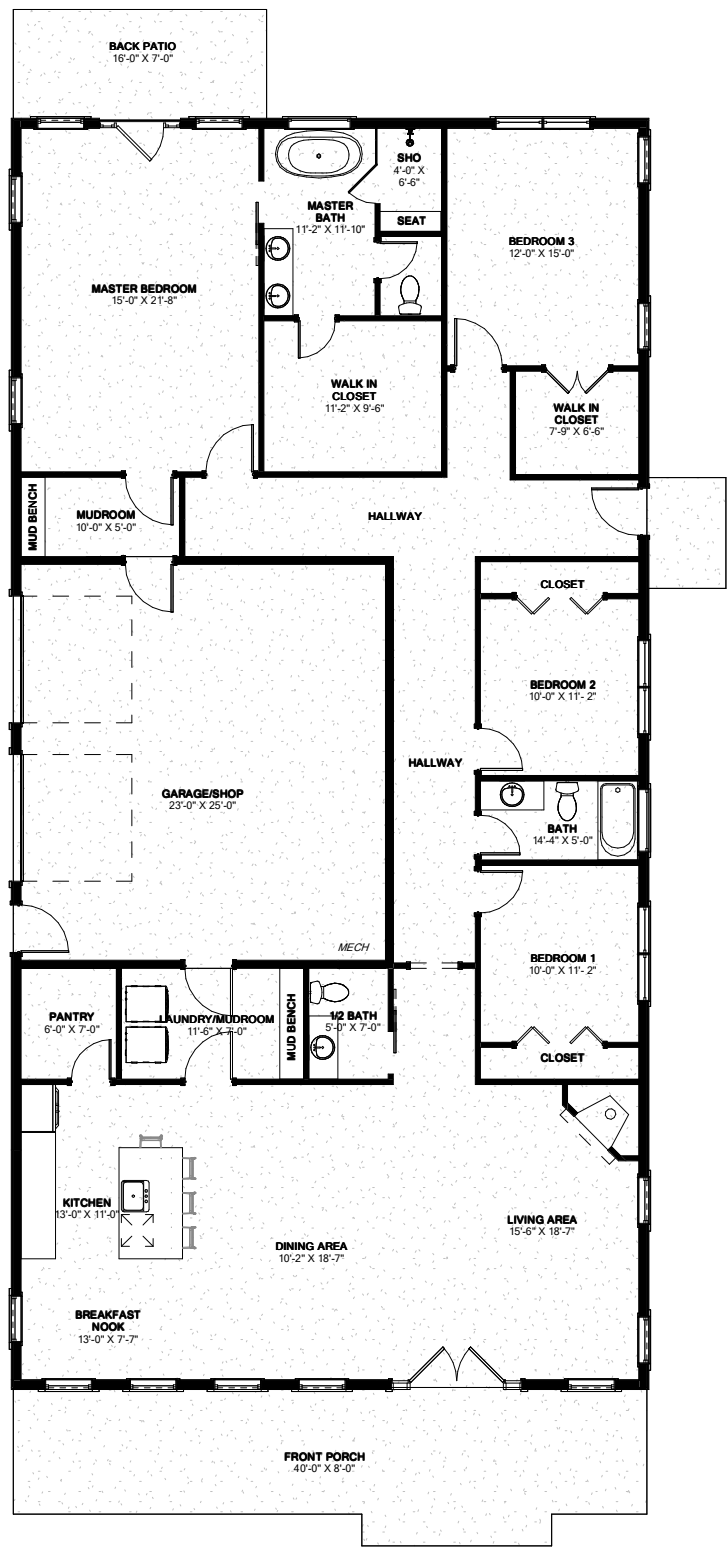
Bedrooms:	3	Living Area:	2,180 SF
Bathrooms:	2.5	Garage:	1,020 SF
Garages:	3	Porch:	344 SF
Width:	40'-0"	Patio:	0 SF
Depth:	80'-0"	Others:	0 SF

PLAN NAME

The Woodfield Plan
(W00203-A)

4 OF 10

These illustrations are an artist's representation of Stock Plan itself and may be slightly different than the actual Stock Plan itself. Author reserves the right to alter, update and improve Stock Plans at their discretion.



5

DESIGN INFORMATION & SQUARE FOOTAGE

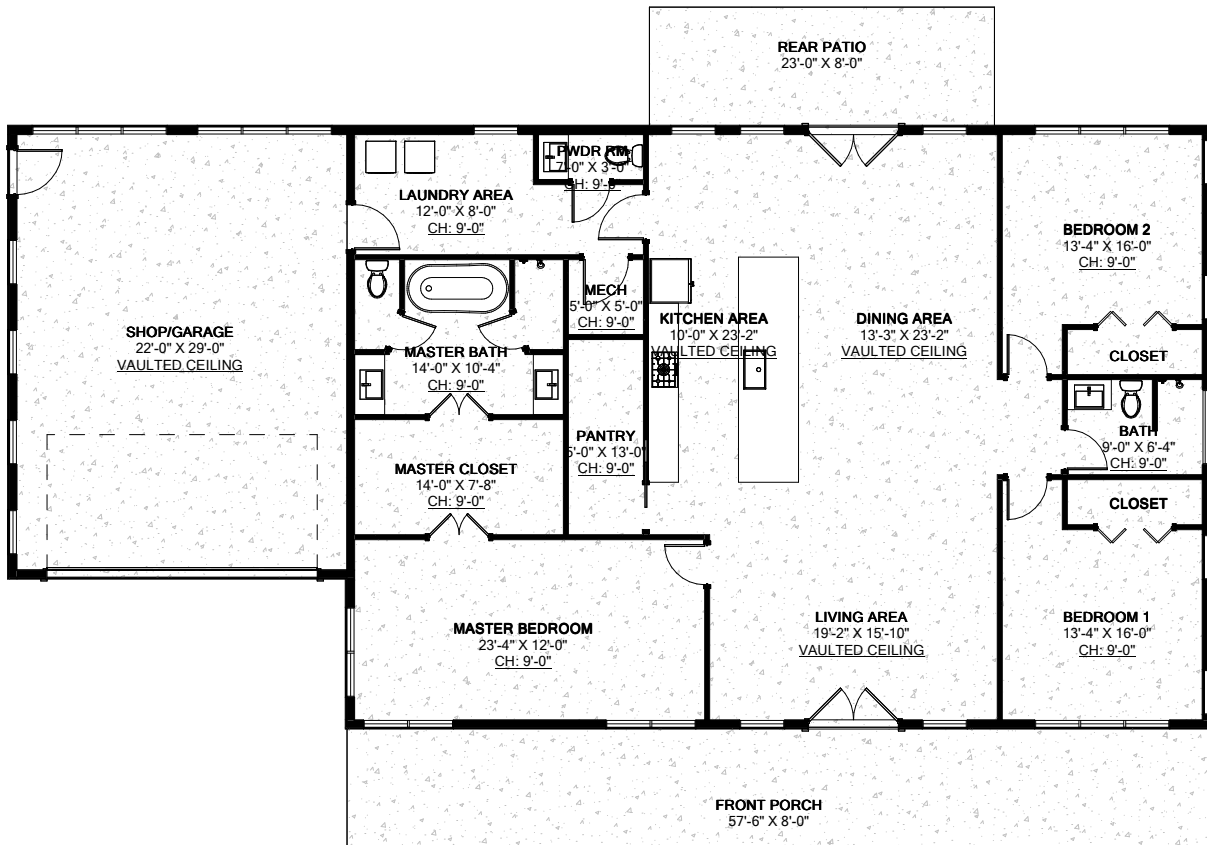
Bedrooms:	4	Living Area:	2,576 SF
Bathrooms:	2.5	Garage:	624 SF
Garages:	2	Porch:	344 SF
Width:	40'-0"	Patio:	112 SF
Depth:	80'-0"	Others:	0 SF

PLAN NAME

The Meadway Plan
(ME0214-A)

5 OF 10

These illustrations are an artist's representation of Stock Plan itself and may be slightly different than the actual Stock Plan itself. Author reserves the right to alter, update and improve Stock Plans at their discretion.



6

DESIGN INFORMATION & SQUARE FOOTAGE

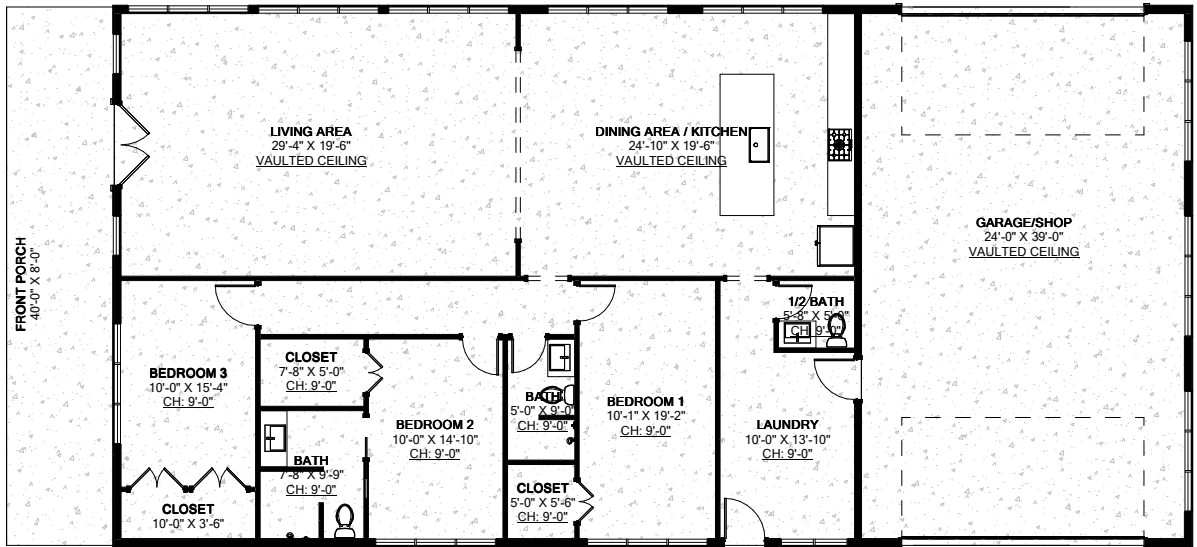
Bedrooms:	3	Living Area:	2,300 SF
Bathrooms:	2.5	Garage:	675 SF
Garages:	2	Porch:	460 SF
Width:	80'-0"	Patio:	184 SF
Depth:	40'-0"	Others:	0 SF

PLAN NAME

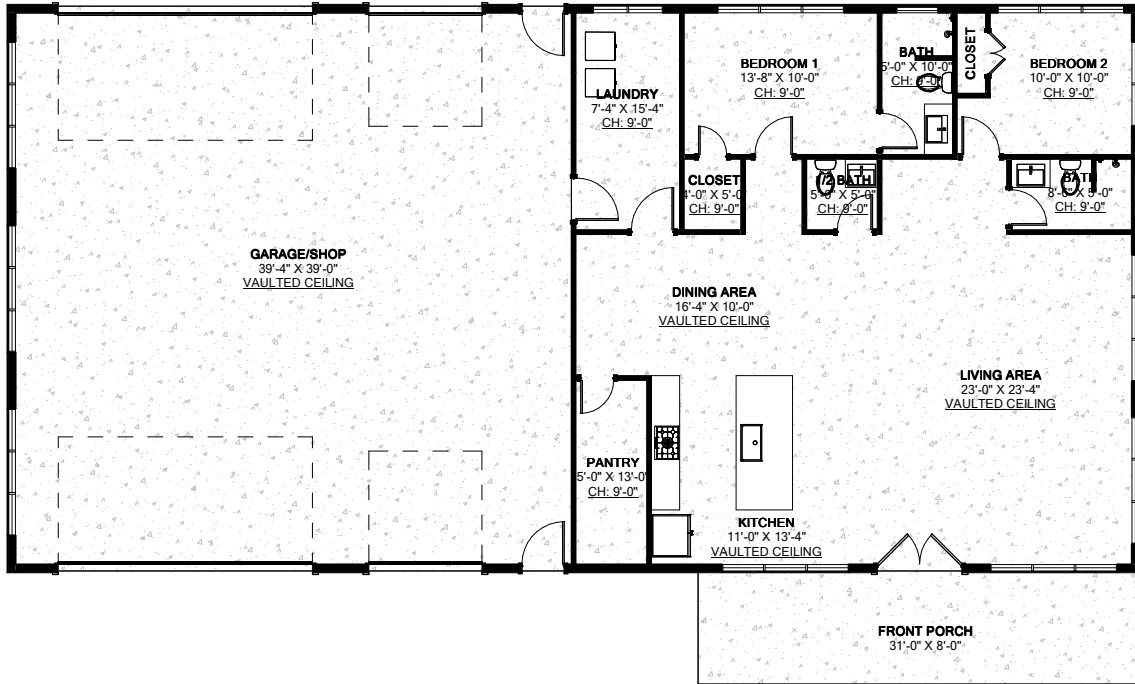
The Silverdale Plan
(SI1401-A)

6 OF 10

These visual depictions serve as the artist's interpretation of the Stock Plan and may exhibit slight variations from the actual Stock Plan. The author retains the right to modify, update, and enhance Stock Plans at their discretion.



7	DESIGN INFORMATION & SQUARE FOOTAGE		PLAN NAME The Purbeck Plan (PU1411-A)	7 OF 10
	Bedrooms: 3	Living Area: 2,220 SF		
	Bathrooms: 2.5	Garage: 980 SF		
	Garages: 2	Porch: 320 SF		
	Width: 80'-0"	Patio: 0 SF		
Depth: 40'-0"	Others: 0 SF	<i>These visual depictions serve as the artist's interpretation of the Stock Plan and may exhibit slight variations from the actual Stock Plan. The author retains the right to modify, update, and enhance Stock Plans at their discretion.</i>		



8

DESIGN INFORMATION & SQUARE FOOTAGE

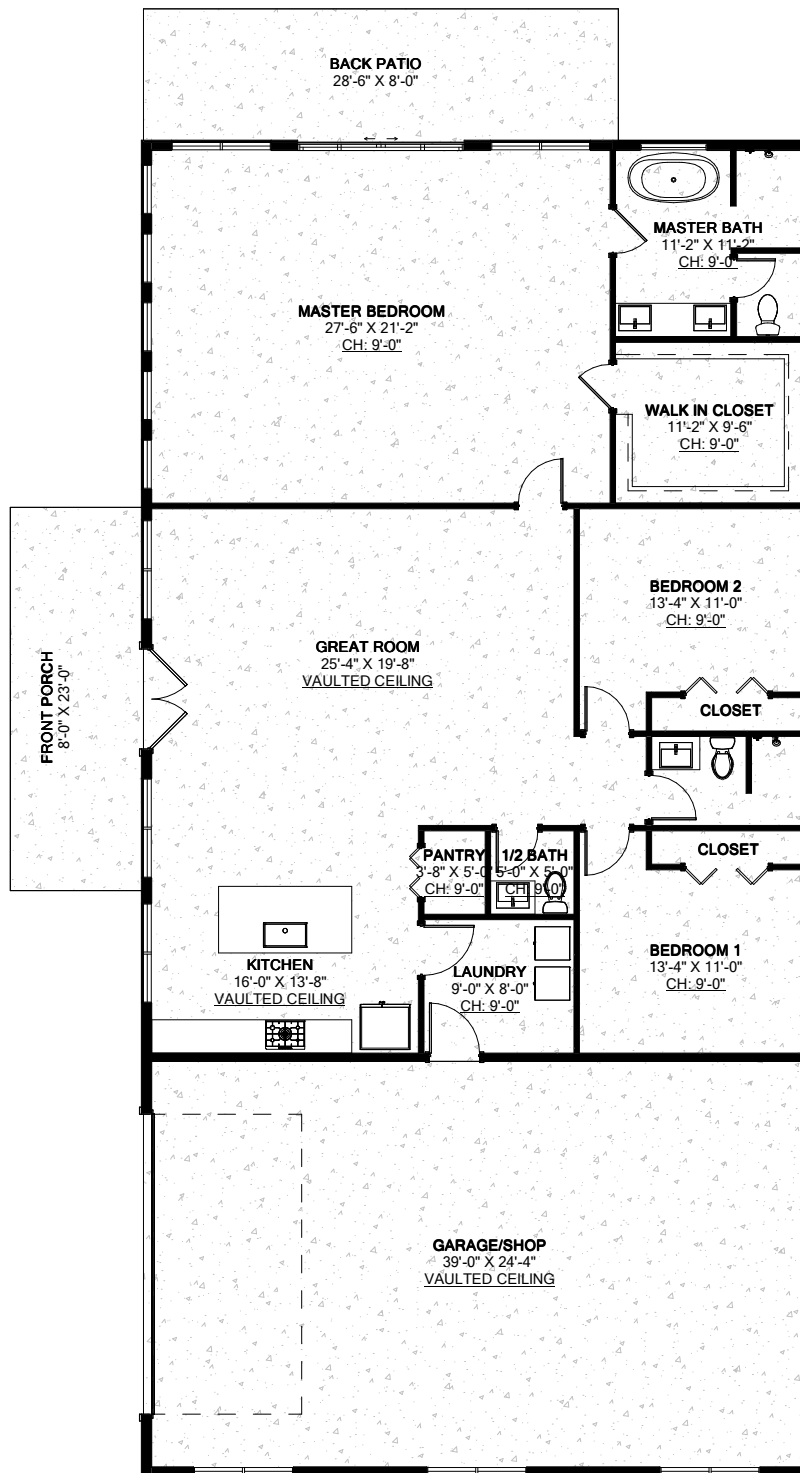
Bedrooms:	2	Living Area:	1,607 SF
Bathrooms:	2.5	Garage:	1,594 SF
Garages:	3	Porch:	250 SF
Width:	80'-0"	Patio:	0 SF
Depth:	40'-0"	Others:	0 SF

PLAN NAME

The Snowhill Plan
(SN1421-A)

8 OF 10

These visual depictions serve as the artist's interpretation of the Stock Plan and may exhibit slight variations from the actual Stock Plan. The author retains the right to modify, update, and enhance Stock Plans at their discretion.



9

DESIGN INFORMATION & SQUARE FOOTAGE

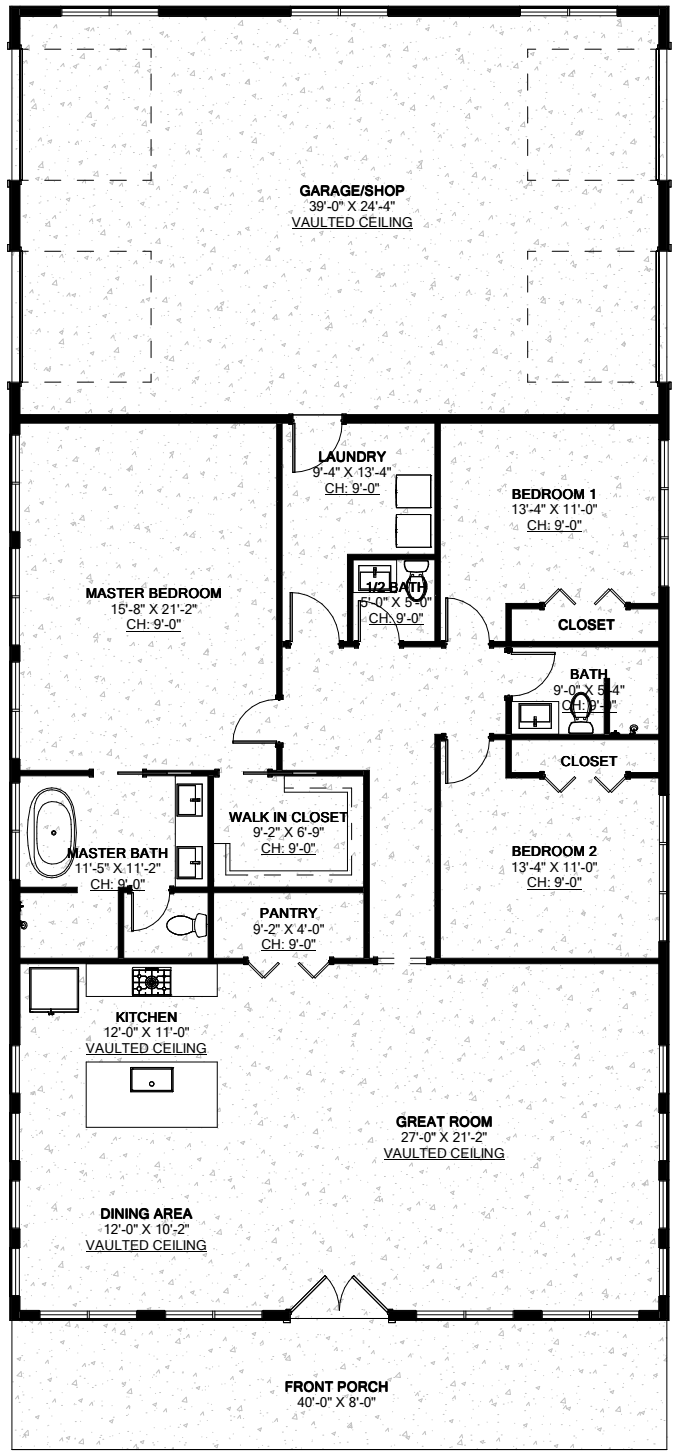
Bedrooms:	3	Living Area:	2,182 SF
Bathrooms:	2.5	Garage:	994 SF
Garages:	2	Porch:	184 SF
Width:	40'-0"	Patio:	228 SF
Depth:	80'-0"	Others:	0 SF

PLAN NAME

The Fulmar Plan
(FU1431-A)

9 OF 10

These visual depictions serve as the artist's interpretation of the Stock Plan and may exhibit slight variations from the actual Stock Plan. The author retains the right to modify, update, and enhance Stock Plans at their discretion.



10

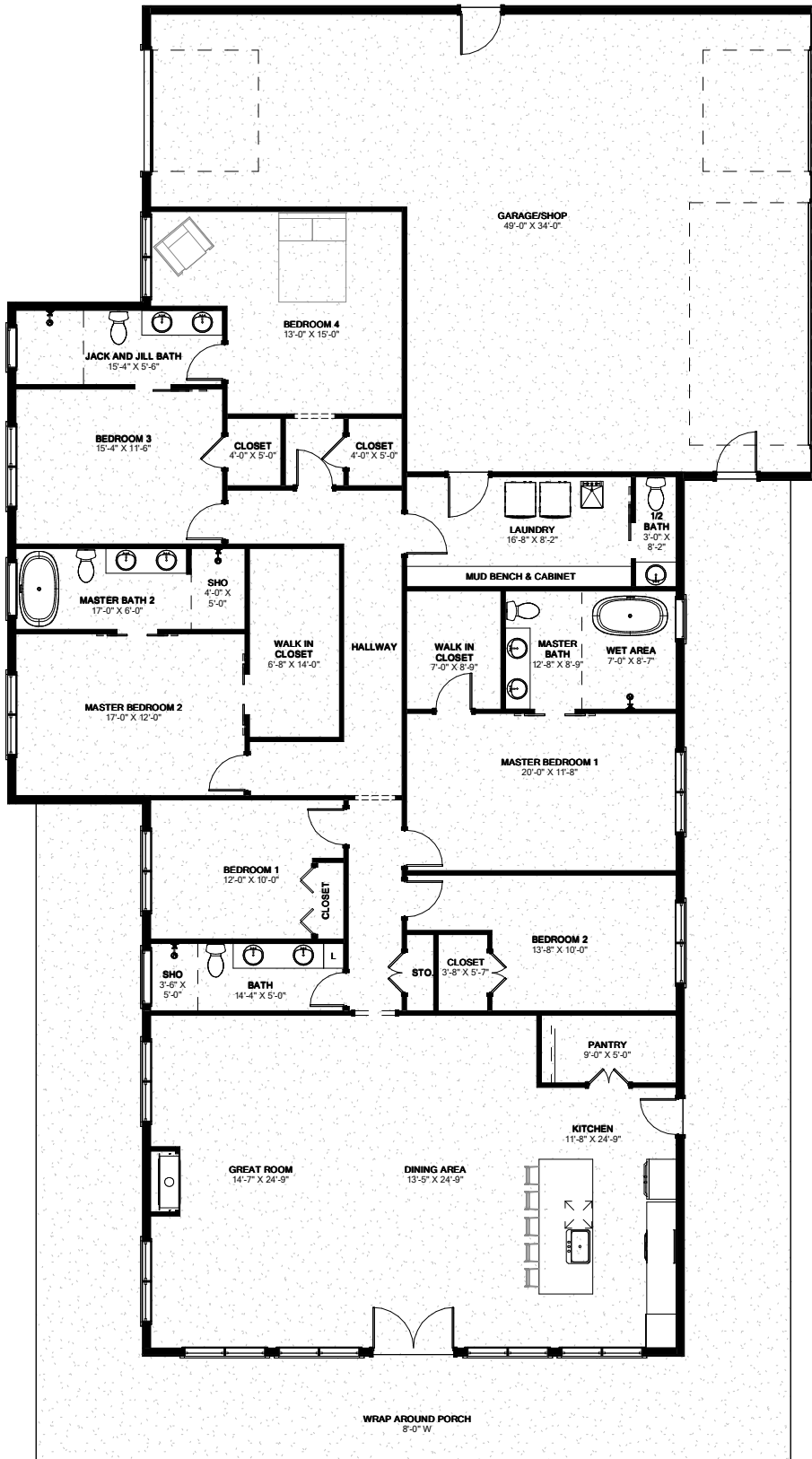
DESIGN INFORMATION & SQUARE FOOTAGE	
Bedrooms: 3	Living Area: 2,207 SF
Bathrooms: 2.5	Garage: 994 SF
Garages: 2	Porch: 320 SF
Width: 40'-0"	Patio: 0 SF
Depth: 80'-0"	Others: 0 SF

PLAN NAME

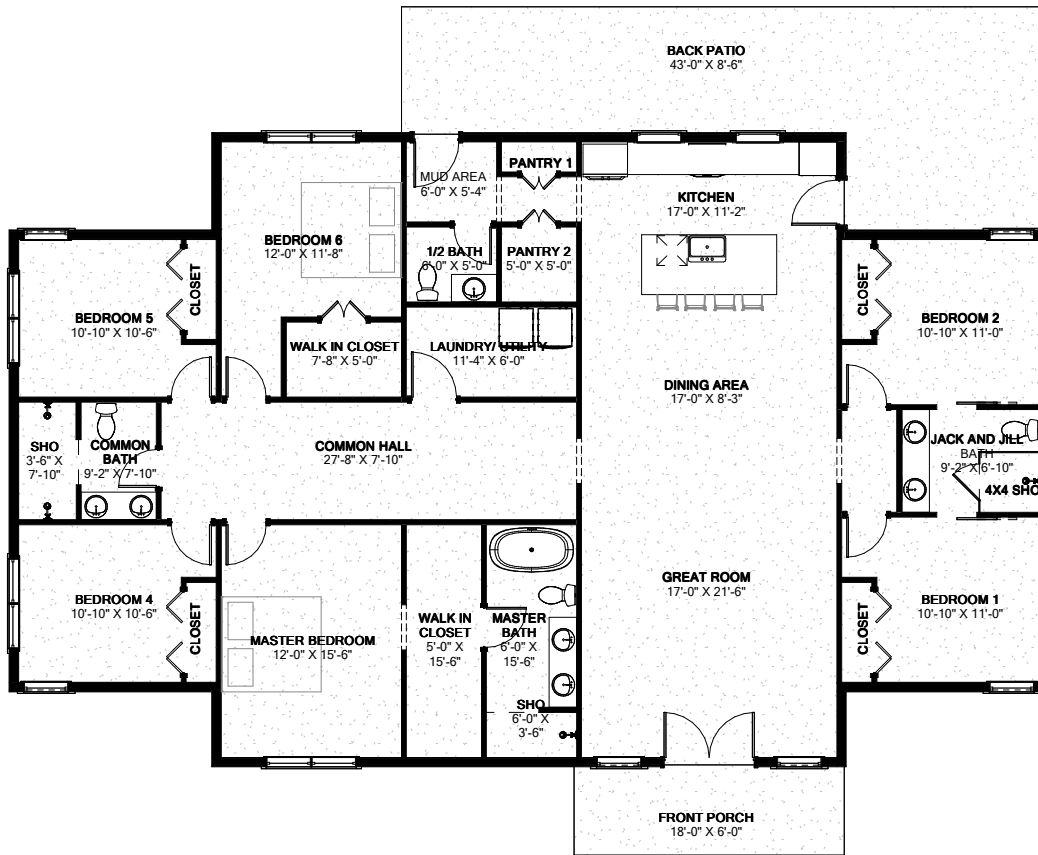
The Peregrine Plan
(PE1441-A)

10 OF 10

These visual depictions serve as the artist's interpretation of the Stock Plan and may exhibit slight variations from the actual Stock Plan. The author retains the right to modify, update, and enhance Stock Plans at their discretion.



1	DESIGN INFORMATION & SQUARE FOOTAGE		PLAN NAME The Castellan Plan (CA0226-A)	1 OF 11
	Bedrooms: 6	Living Area: 3,374 SF		
	Bathrooms: 4.5	Garage: 1,342 SF		
	Garages: 4	Porch: 1,296 SF		
	Width: 56'-0"	Patio: 0 SF		
Depth: 100'-0"	Others: 0 SF			
These illustrations are an artist's representation of Stock Plan itself and may be slightly different than the actual Stock Plan itself. Author reserves the right to alter, update and improve Stock Plans at their discretion.				



2

DESIGN INFORMATION & SQUARE FOOTAGE

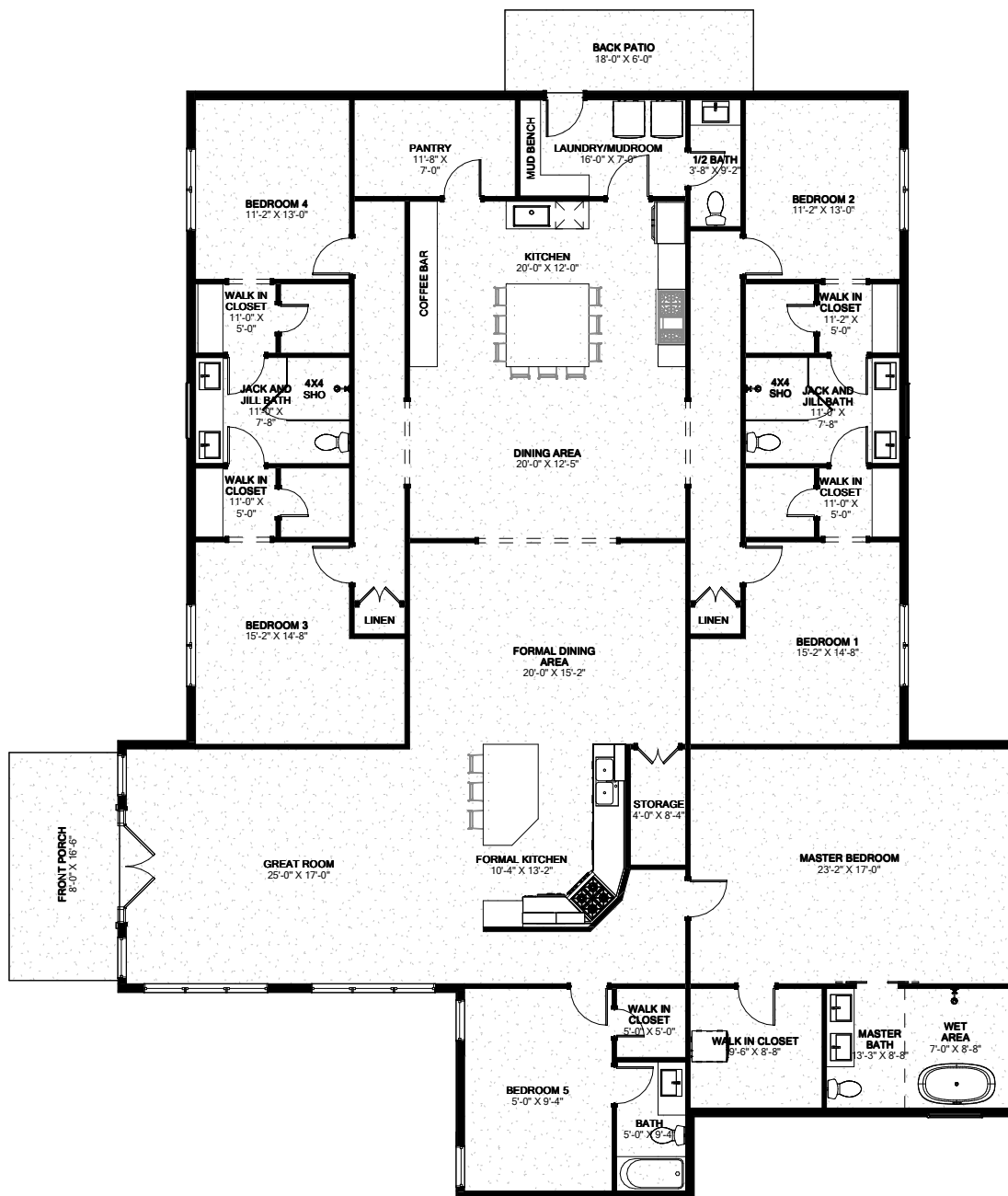
Bedrooms:	6	Living Area:	2,588 SF
Bathrooms:	3.5	Garage:	0 SF
Garages:	0	Porch:	108 SF
Width:	69'-0"	Patio:	455 SF
Depth:	42'-0"	Others:	0 SF

PLAN NAME

The Langton Plan
(LA0236-A)

2 OF 11

These illustrations are an artist's representation of Stock Plan itself and may be slightly different than the actual Stock Plan itself. Author reserves the right to alter, update and improve Stock Plans at their discretion.



3

DESIGN INFORMATION & SQUARE FOOTAGE

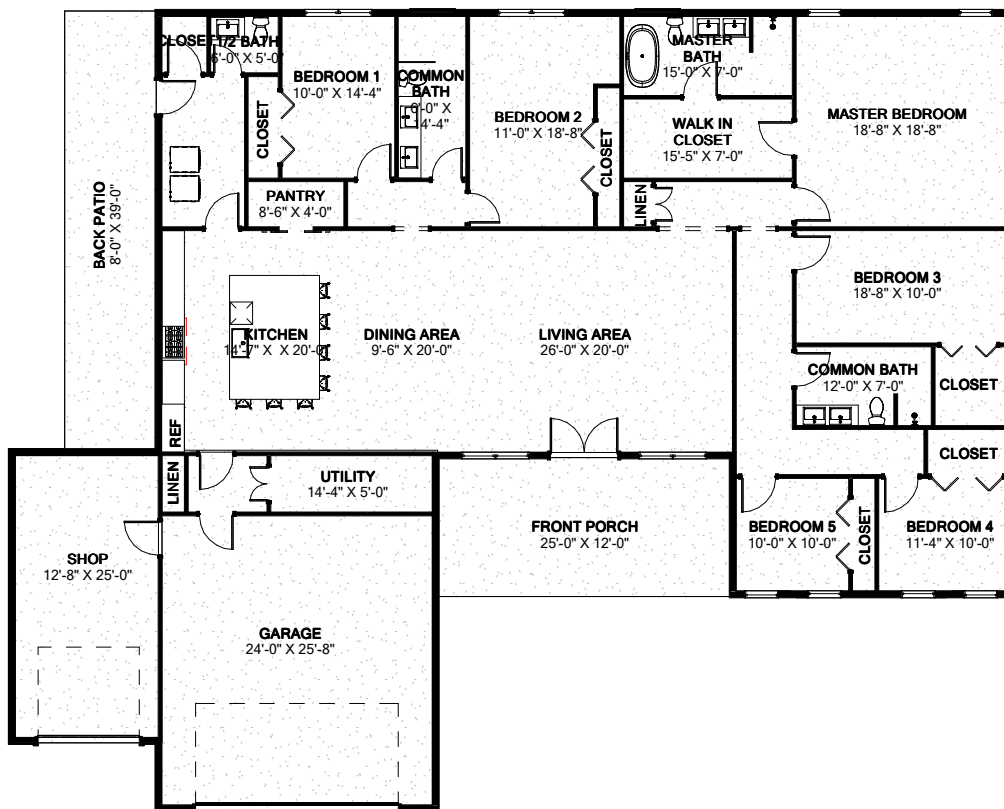
Bedrooms:	6	Living Area:	4,080 SF
Bathrooms:	4.5	Garage:	0 SF
Garages:	0	Porch:	132 SF
Width:	65'-0"	Patio:	108 SF
Depth:	80'-0"	Others:	0 SF

PLAN NAME

The Amery Plan
(AM0246-A)

3 OF 11

These illustrations are an artist's representation of Stock Plan itself and may be slightly different than the actual Stock Plan itself. Author reserves the right to alter, update and improve Stock Plans at their discretion.



4

DESIGN INFORMATION & SQUARE FOOTAGE

Bedrooms:	6	Living Area:	3,300 SF
Bathrooms:	3.5	Garage:	787 SF
Garages:	2-1 SHOP	Porch:	320 SF
Width:	89'-0"	Patio:	320 SF
Depth:	71'-0"	Others:	343 SF

PLAN NAME

The Parkview Plan
(PA0256-A)

4 OF 11

These illustrations are an artist's representation of Stock Plan itself and may be slightly different than the actual Stock Plan itself. Author reserves the right to alter, update and improve Stock Plans at their discretion.



5

DESIGN INFORMATION & SQUARE FOOTAGE

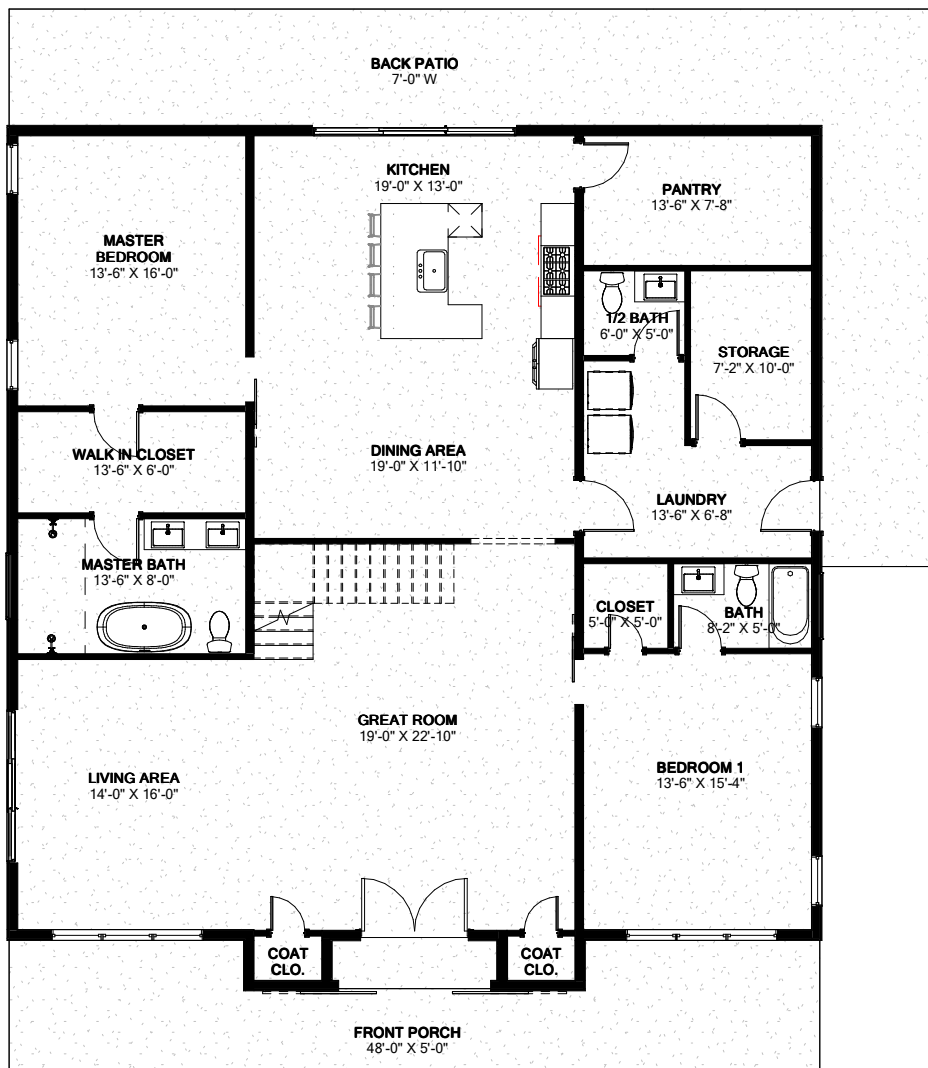
Bedrooms:	6	Living Area:	4,316 SF
Bathrooms:	5.5	Garage:	910 SF
Garages:	2	Porch:	1,625 SF
Width:	39'-0"	Patio:	0 SF
Depth:	90'-0"	Others:	0 SF

PLAN NAME

The Ridgeway Plan
(RI0266-A)

5 OF 11

These illustrations are an artist's representation of Stock Plan itself and may be slightly different than the actual Stock Plan itself. Author reserves the right to alter, update and improve Stock Plans at their discretion.



1 GROUND FLOOR PLAN
1/8" = 1'-0"

6

DESIGN INFORMATION & SQUARE FOOTAGE

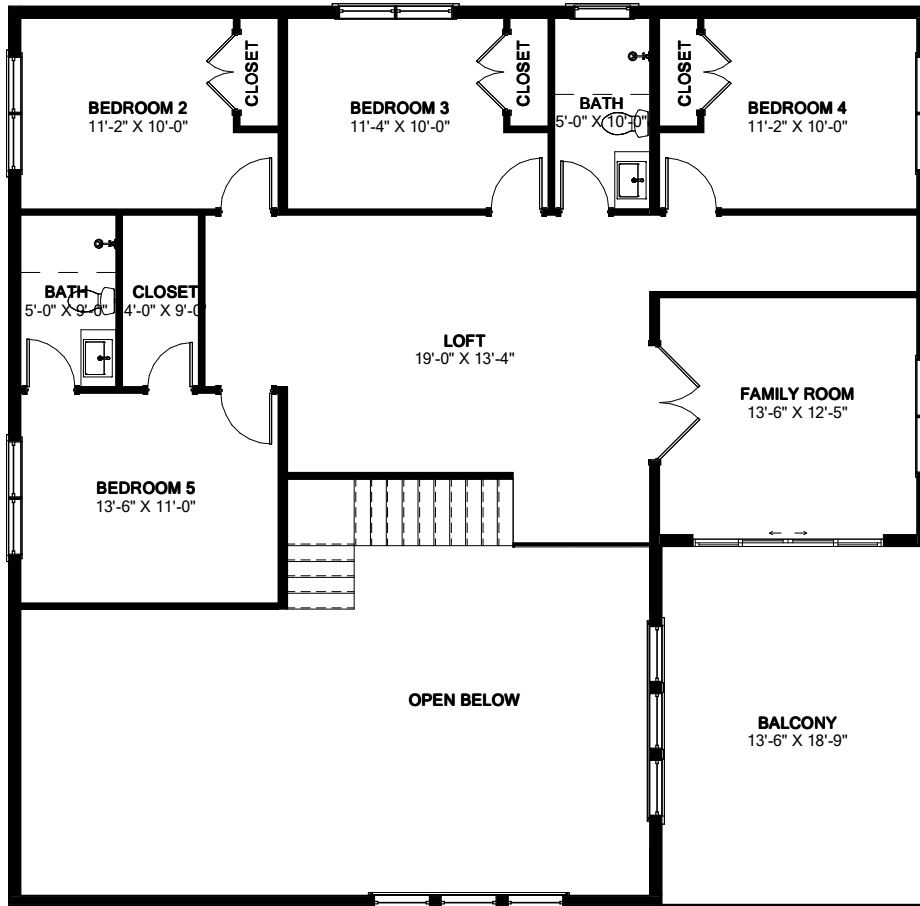
Bedrooms: 6	Living Area: 4,000 SF
Bathrooms: 4.5	Garage: 0 SF
Garages: 0	Porch: 325 SF
Width: 48'-0"	Patio: 567 SF
Depth: 48'-0"	Others: 0 SF

PLAN NAME

The Bentley Plan
(BE0276-A)

6 OF 11

These illustrations are an artist's representation of Stock Plan itself and may be slightly different than the actual Stock Plan itself. Author reserves the right to alter, update and improve Stock Plans at their discretion.



1 SECOND FLOOR PLAN
1/8" = 1'-0"

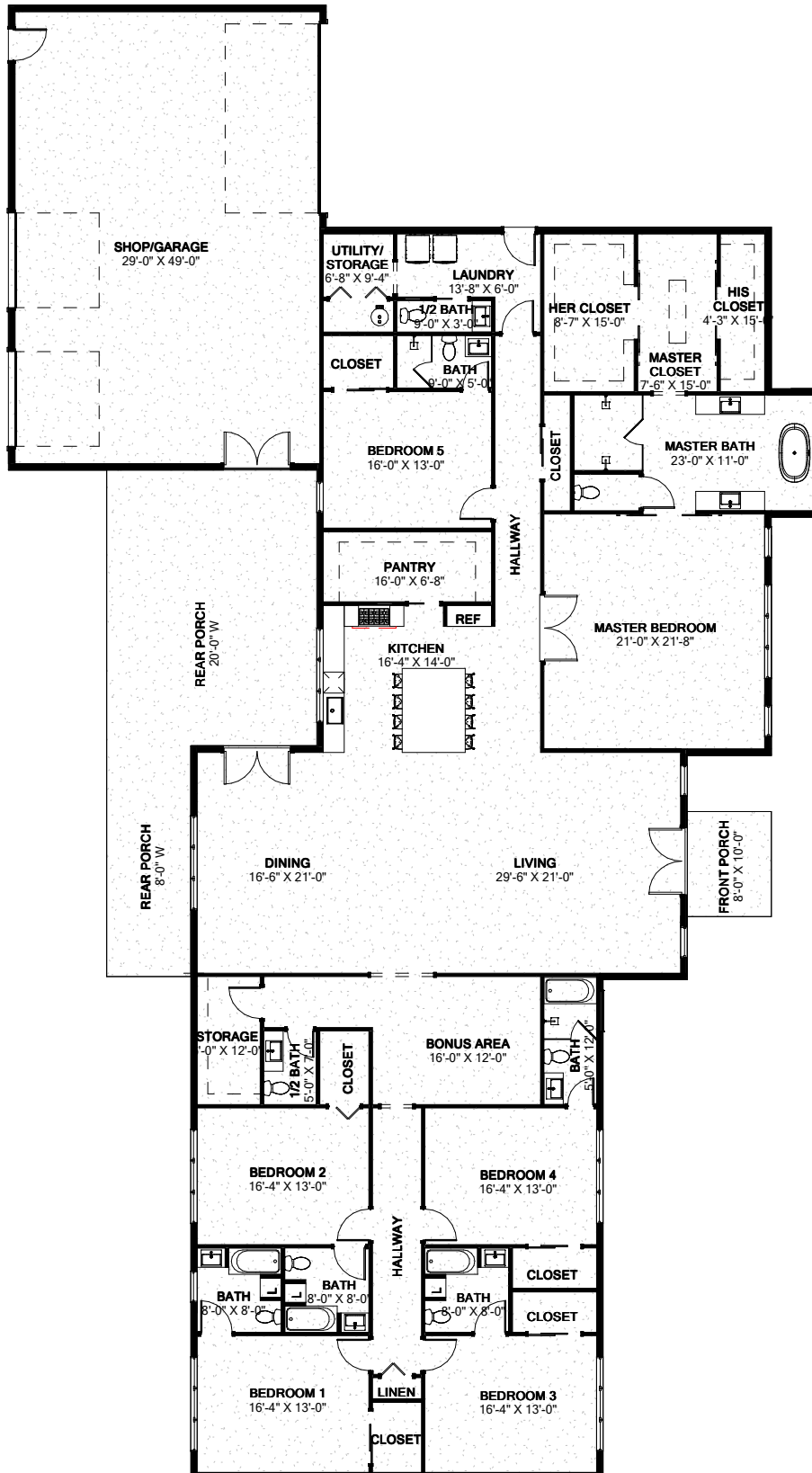
6

DESIGN INFORMATION & SQUARE FOOTAGE	
Bedrooms: 6	Living Area: 4,000 SF
Bathrooms: 4.5	Garage: 0 SF
Garages: 0	Porch: 325 SF
Width: 48'-0"	Patio: 567 SF
Depth: 48'-0"	Others: 0 SF

PLAN NAME
The Bentley Plan
(BE0276-A)

6 OF 11

These illustrations are an artist's representation of Stock Plan itself and may be slightly different than the actual Stock Plan itself. Author reserves the right to alter, update and improve Stock Plans at their discretion.



7

DESIGN INFORMATION & SQUARE FOOTAGE

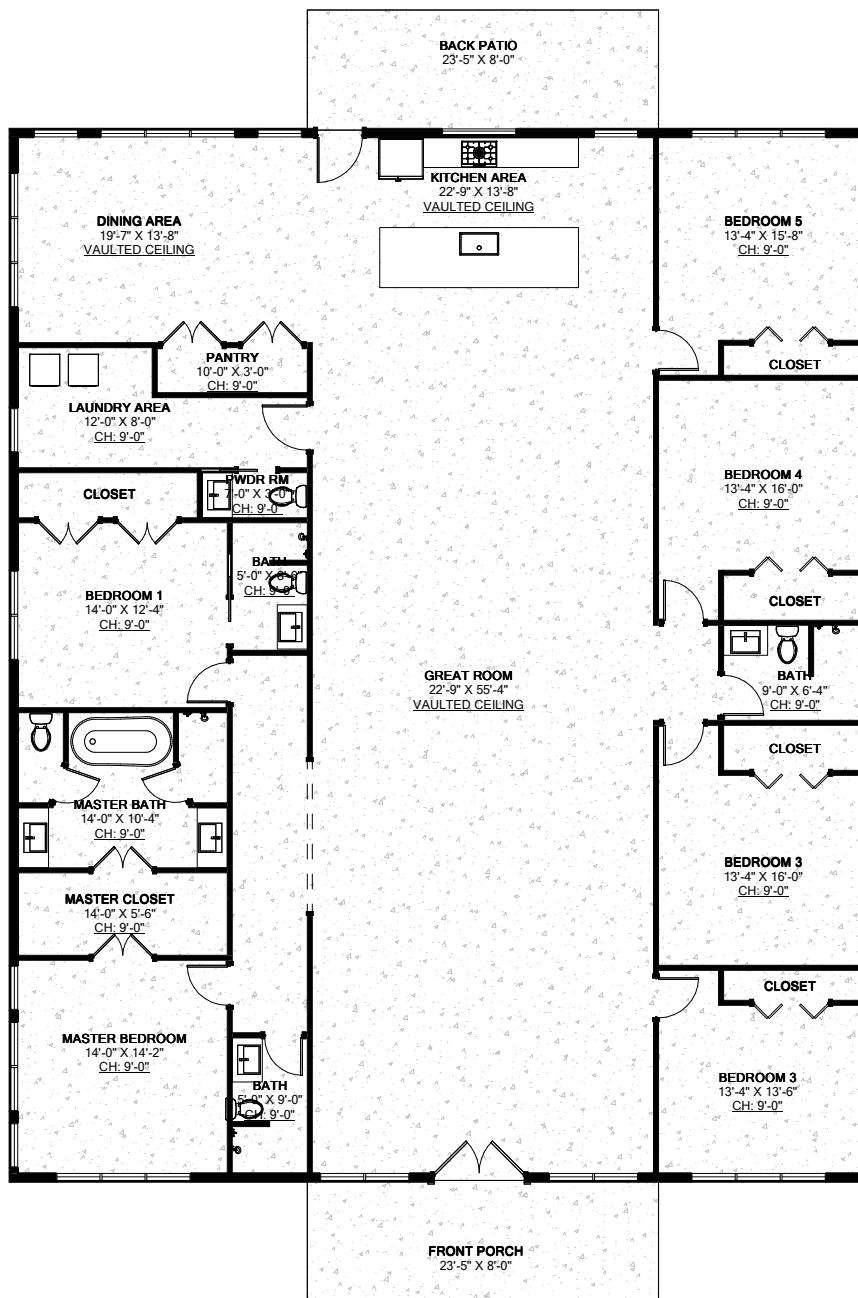
Bedrooms:	6	Living Area:	5,090 SF
Bathrooms:	7	Garage:	1312 SF
Garages:	3	Porch:	710 SF
Width:	77'-0"	Patio:	0 SF
Depth:	140'-0"	Others:	0 SF

PLAN NAME

The Keppel Plan
(KE0286-A)

7 OF 11

These illustrations are an artist's representation of Stock Plan itself and may be slightly different than the actual Stock Plan itself. Author reserves the right to alter, update and improve Stock Plans at their discretion.



8

DESIGN INFORMATION & SQUARE FOOTAGE

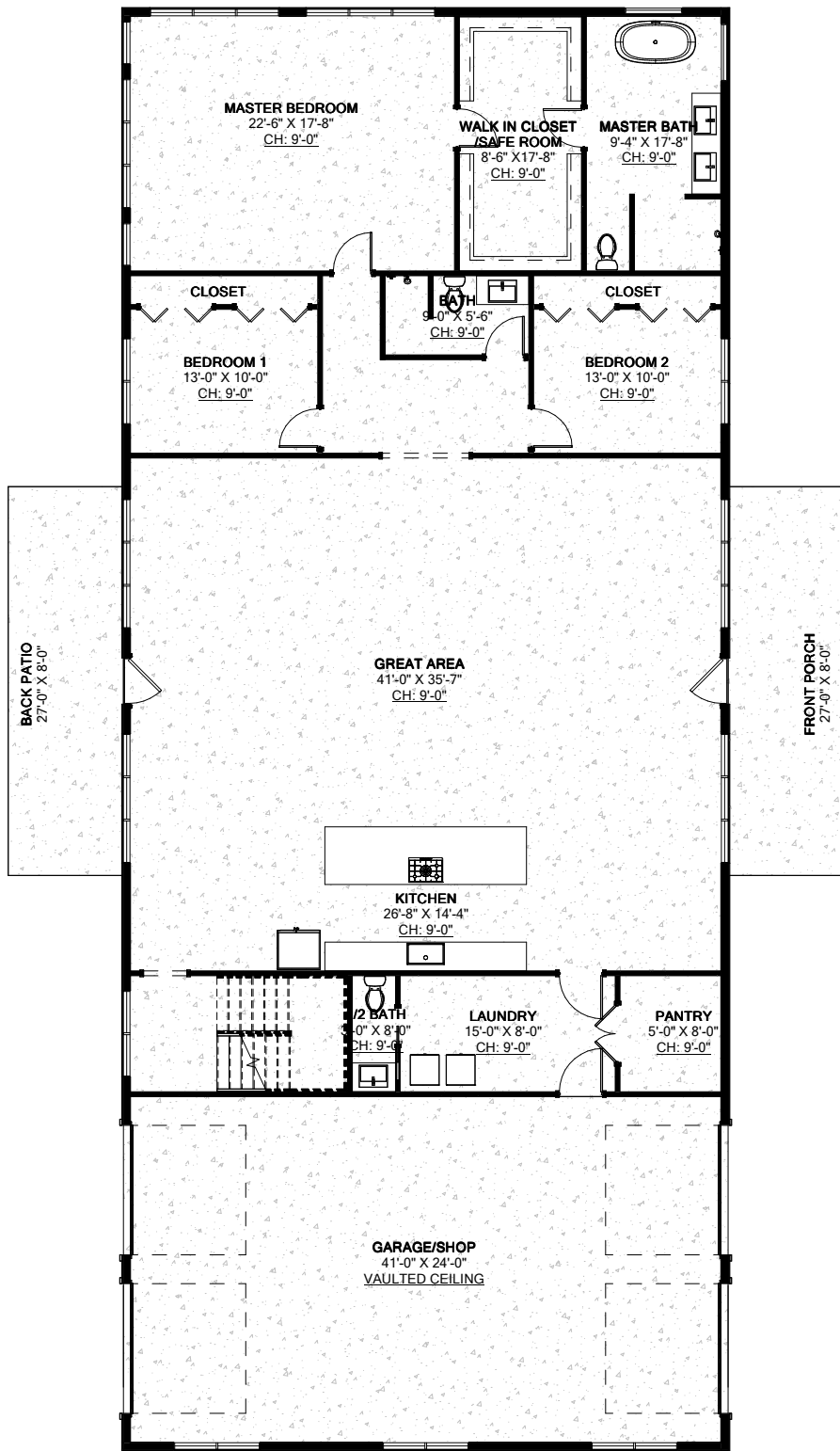
Bedrooms:	6	Living Area:	3,390 SF
Bathrooms:	4.5	Garage:	0 SF
Garages:	0	Porch:	188 SF
Width:	57'-0"	Patio:	188 SF
Depth:	70'-0"	Others:	0 SF

PLAN NAME

The Lovell Plan
(L01451-A)

8 OF 11

These visual depictions serve as the artist's interpretation of the Stock Plan and may exhibit slight variations from the actual Stock Plan. The author retains the right to modify, update, and enhance Stock Plans at their discretion.



9

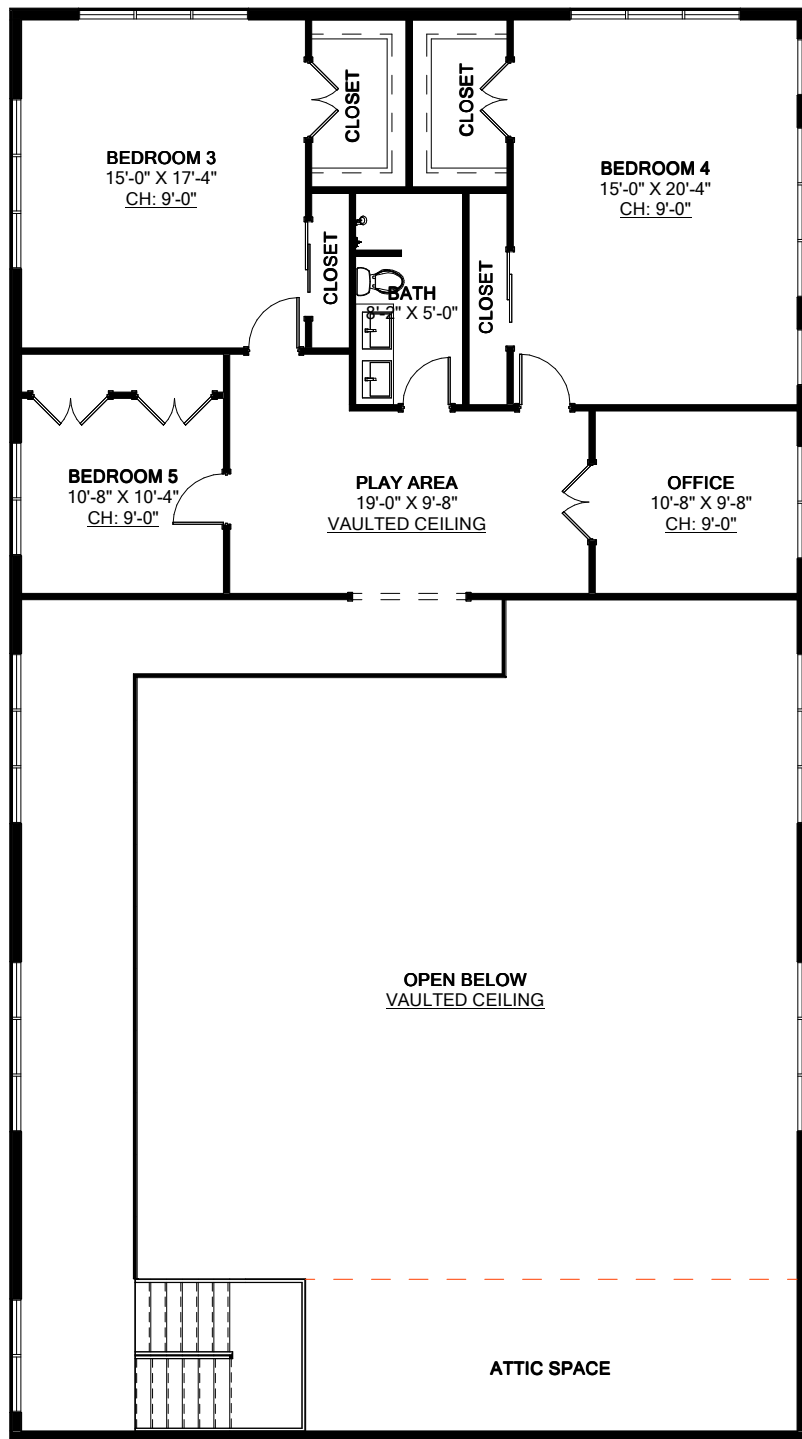
DESIGN INFORMATION & SQUARE FOOTAGE	
Bedrooms: 6	Living Area: 4,849 SF
Bathrooms: 3.5	Garage: 1,029 SF
Garages: 2	Porch: 216 SF
Width: 42'-0"	Patio: 216 SF
Depth: 100'-0"	Others: 0 SF

PLAN NAME

The Keswick Plan
(KE1462-A)

9 OF 11

These visual depictions serve as the artist's interpretation of the Stock Plan and may exhibit slight variations from the actual Stock Plan. The author retains the right to modify, update, and enhance Stock Plans at their discretion



9

DESIGN INFORMATION & SQUARE FOOTAGE	
Bedrooms: 6	Living Area: 4,849 SF
Bathrooms: 3.5	Garage: 1,029 SF
Garages: 2	Porch: 216 SF
Width: 42'-0"	Patio: 216 SF
Depth: 100'-0"	Others: 0 SF

PLAN NAME

The Keswick Plan
(KE1462-A)

9 OF 11

These visual depictions serve as the artist's interpretation of the Stock Plan and may exhibit slight variations from the actual Stock Plan. The author retains the right to modify, update, and enhance Stock Plans at their discretion



10

DESIGN INFORMATION & SQUARE FOOTAGE

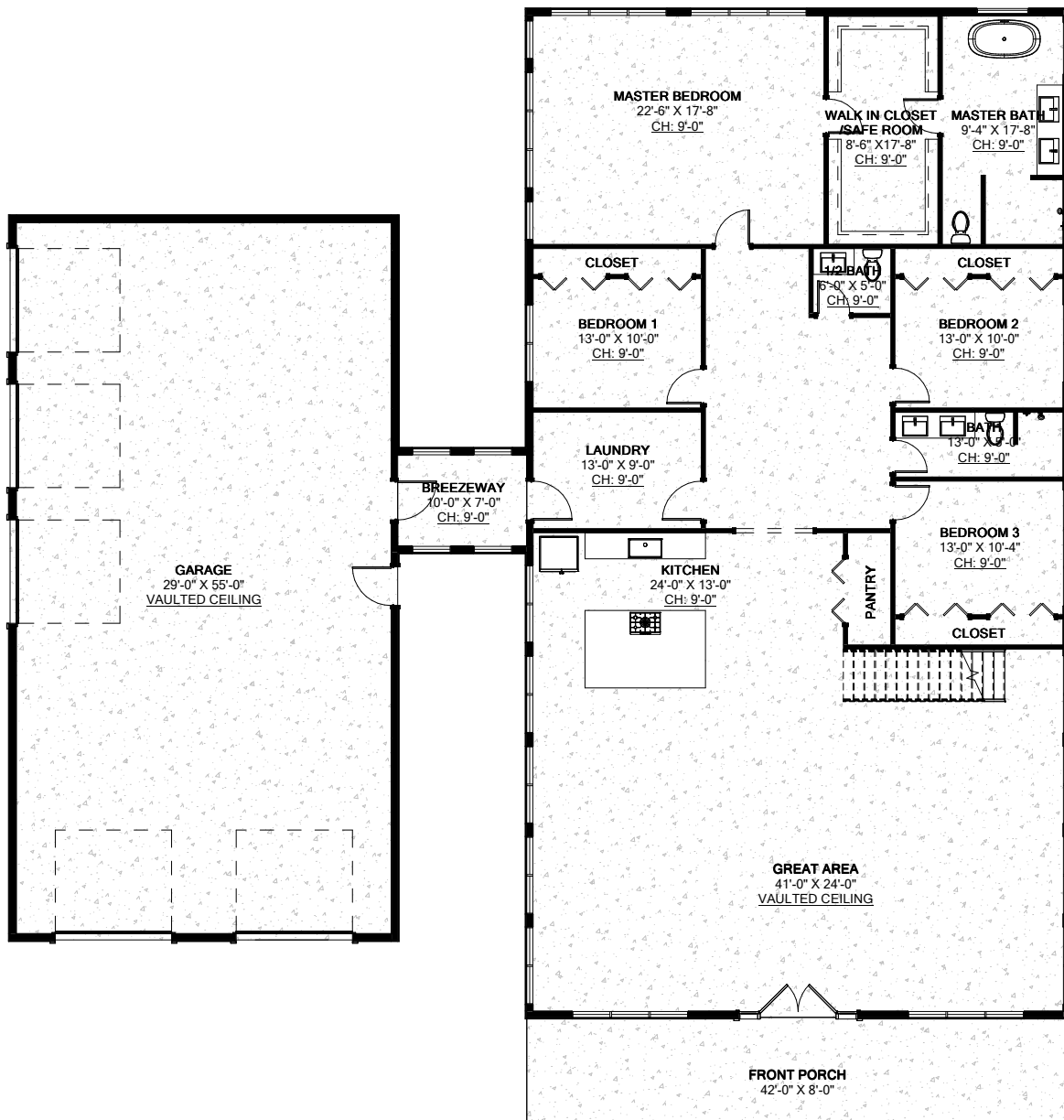
Bedrooms:	6	Living Area:	2,749 SF
Bathrooms:	4.5	Garage:	968 SF
Garages:	2	Porch:	508 SF
Width:	68'-0"	Patio:	0 SF
Depth:	67'-0"	Others:	0 SF

PLAN NAME

The Lambourne Plan
(LA1471-A)

10 OF 11

These visual depictions serve as the artist's interpretation of the Stock Plan and may exhibit slight variations from the actual Stock Plan. The author retains the right to modify, update, and enhance Stock Plans at their discretion



11

DESIGN INFORMATION & SQUARE FOOTAGE

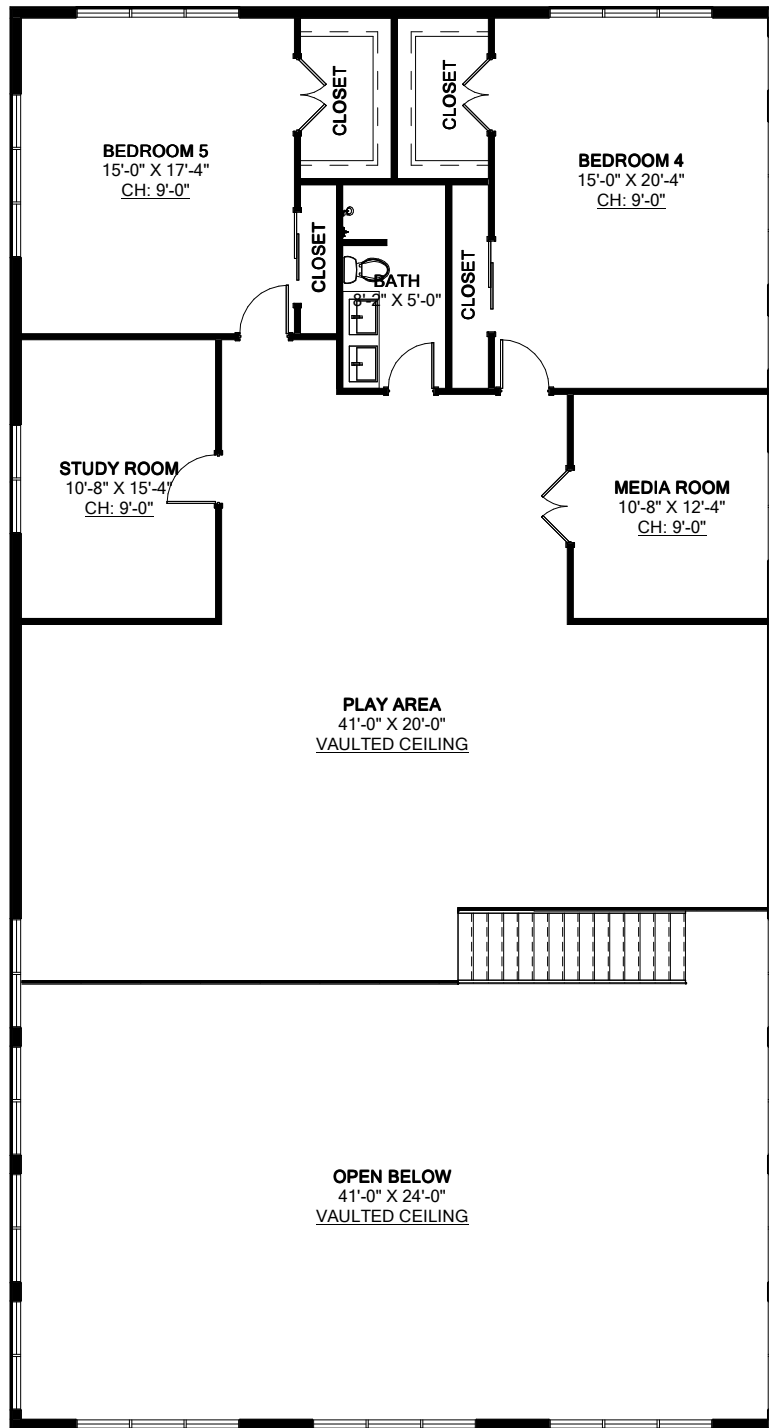
Bedrooms: 6	Living Area: 5,456 SF
Bathrooms: 3.5	Garage: 1,680 SF
Garages: 5	Porch: 336 SF
Width: 14' & 42'	Patio: 0 SF
Depth: 56' & 78'	Others: 0 SF

PLAN NAME

The Aldwych Plan
(AL1482-A)

11 OF 11

These visual depictions serve as the artist's interpretation of the Stock Plan and may exhibit slight variations from the actual Stock Plan. The author retains the right to modify, update, and enhance Stock Plans at their discretion.



11

DESIGN INFORMATION & SQUARE FOOTAGE

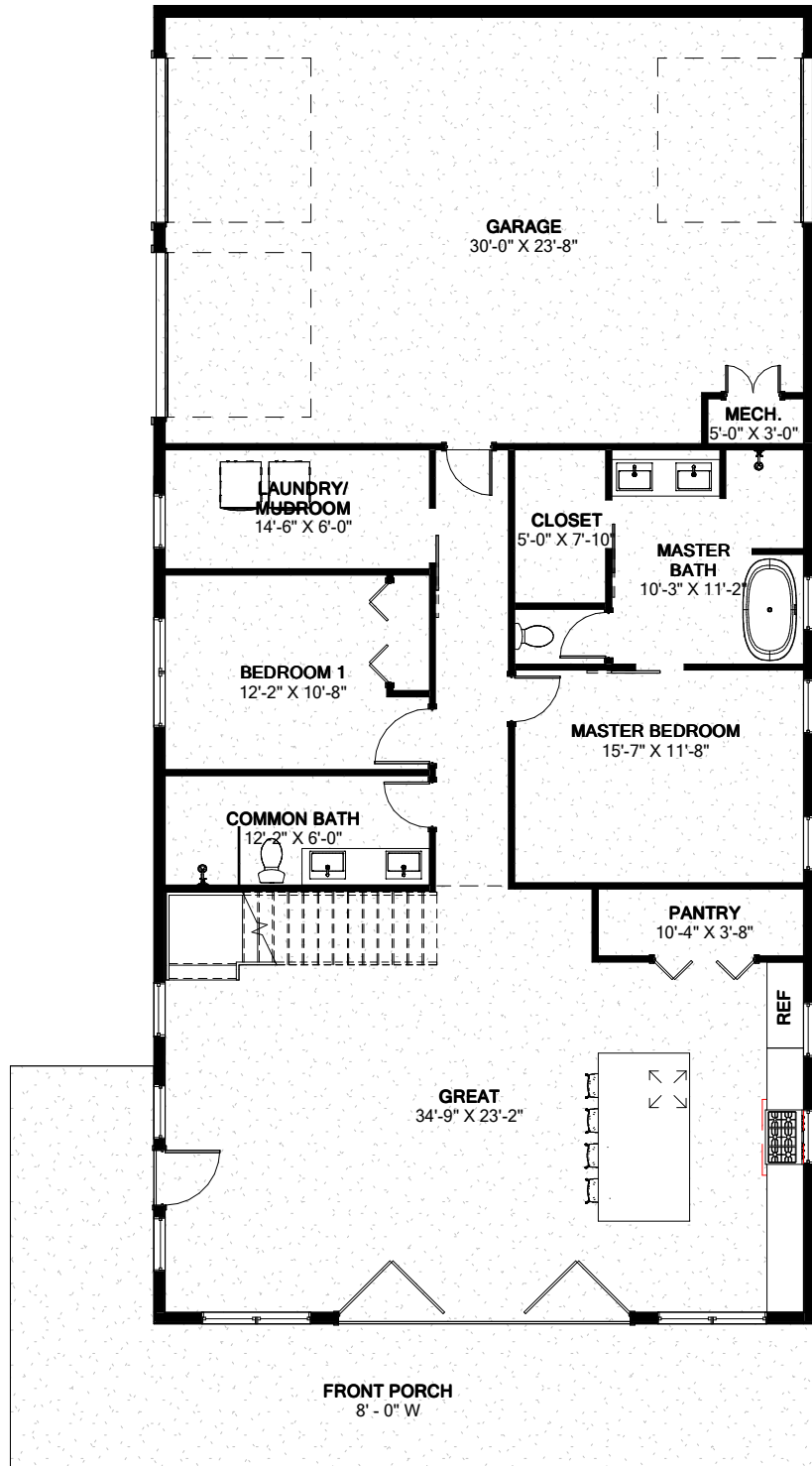
Bedrooms: 6	Living Area: 5,456 SF
Bathrooms: 3.5	Garage: 1,680 SF
Garages: 5	Porch: 336 SF
Width: 14' & 42'	Patio: 0 SF
Depth: 56' & 78'	Others: 0 SF

PLAN NAME

The Aldwych Plan
(AL1482-A)

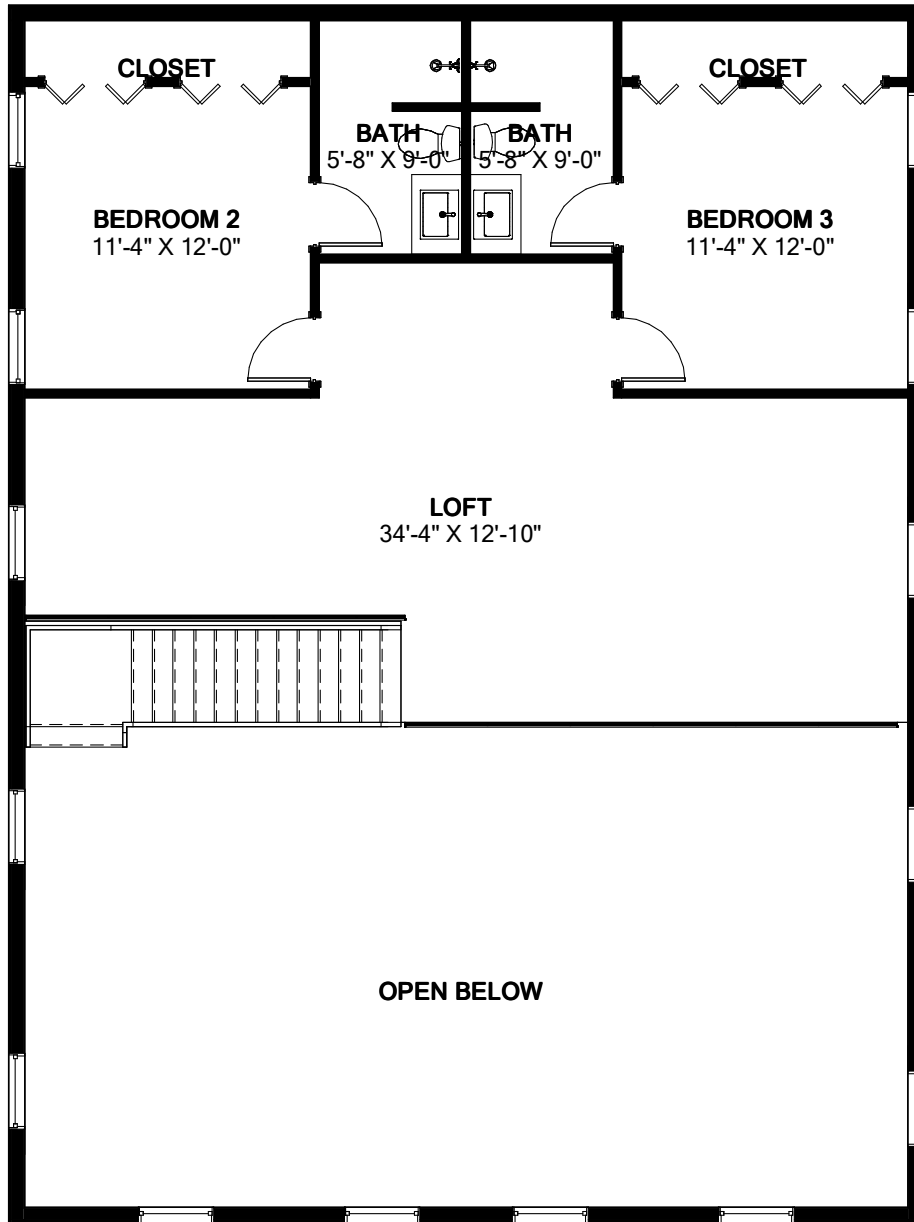
11 OF 11

These visual depictions serve as the artist's interpretation of the Stock Plan and may exhibit slight variations from the actual Stock Plan. The author retains the right to modify, update, and enhance Stock Plans at their discretion



1 GROUND FLOOR PLAN
1/8" = 1'-0"

1	DESIGN INFORMATION & SQUARE FOOTAGE		PLAN NAME The Hillcrest Plan (HI0324-A)	1 OF 6
	Bedrooms: 4	Living Area: 2,666 SF		
	Bathrooms: 4	Garage: 872 SF		
	Garages: 3	Porch: 459 SF		
	Width: 36'-0"	Patio: 0 SF		
Depth: 72'-0"	Others: 0 SF			
These illustrations are an artist's representation of Stock Plan itself and may be slightly different than the actual Stock Plan itself. Author reserves the right to alter, update and improve Stock Plans at their discretion.				



1 SECOND FLOOR PLAN
1/8" = 1'-0"

1

DESIGN INFORMATION & SQUARE FOOTAGE

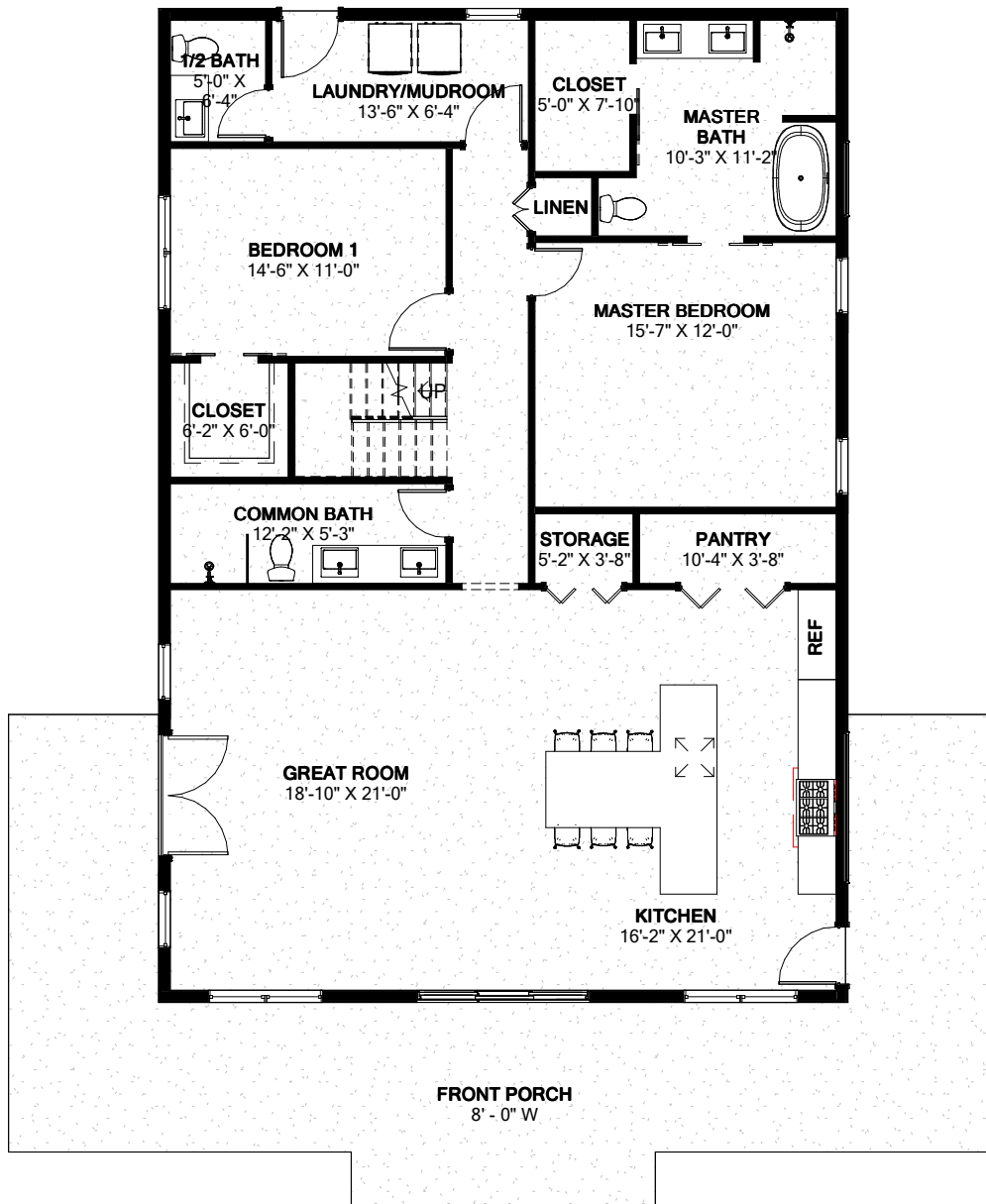
Bedrooms:	4	Living Area:	2,666 SF
Bathrooms:	4	Garage:	872 SF
Garages:	3	Porch:	459 SF
Width:	36'-0"	Patio:	0 SF
Depth:	72'-0"	Others:	0 SF

PLAN NAME

The Hillcrest Plan
(HI0324-A)

1 OF 6

These illustrations are an artist's representation of Stock Plan itself and may be slightly different than the actual Stock Plan itself. Author reserves the right to alter, update and improve Stock Plans at their discretion.



1 GROUND FLOOR PLAN
1/8" = 1'-0"

2

DESIGN INFORMATION & SQUARE FOOTAGE

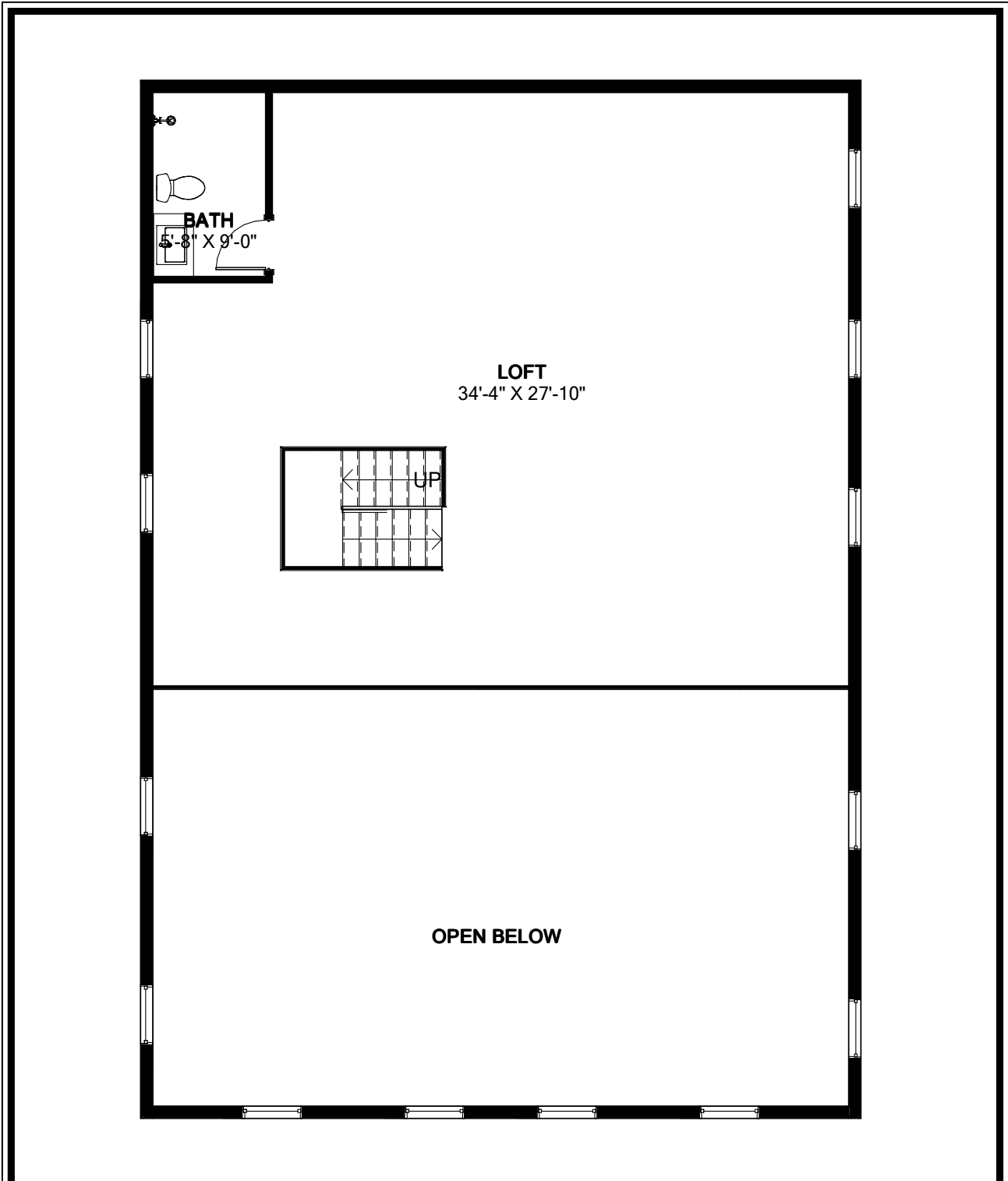
Bedrooms:	2	Living Area:	2,922 SF
Bathrooms:	3.5	Garage:	0 SF
Garages:	0	Porch:	700 SF
Width:	36'-0"	Patio:	0 SF
Depth:	52'-0"	Others:	0 SF

PLAN NAME

The Roseberry Plan
(R00332-A)

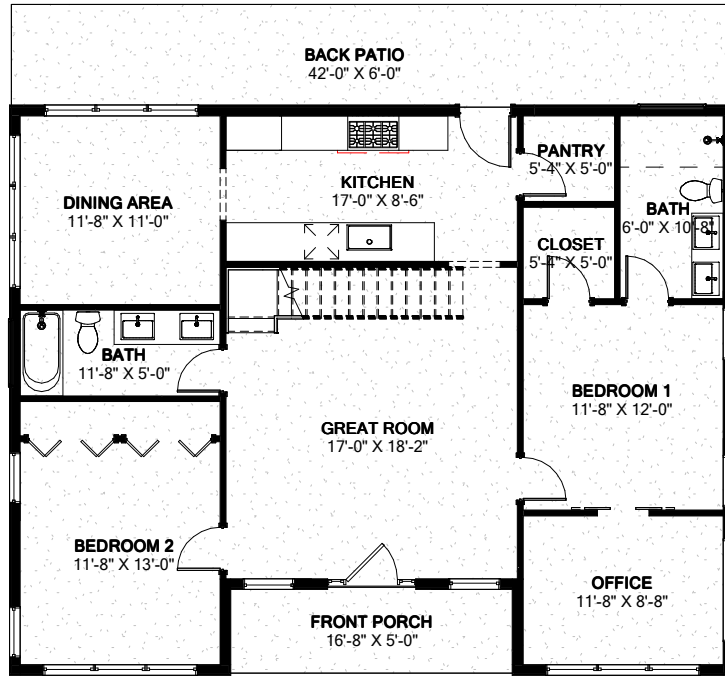
2 OF 6

These illustrations are an artist's representation of Stock Plan itself and may be slightly different than the actual Stock Plan itself. Author reserves the right to alter, update and improve Stock Plans at their discretion.

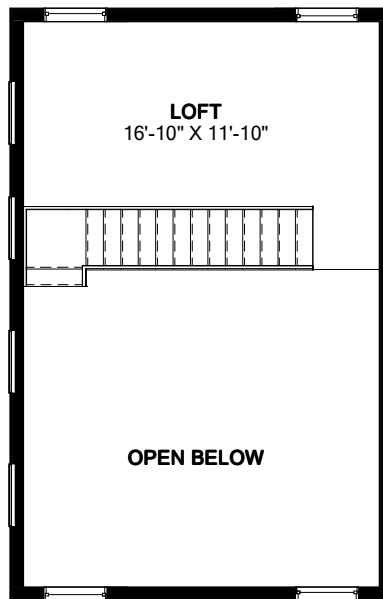


1 SECOND FLOOR PLAN
1/8" = 1'-0"

2	DESIGN INFORMATION & SQUARE FOOTAGE		PLAN NAME The Roseberry Plan (R00332-A)	2 OF 6
	Bedrooms: 2	Living Area: 2,922 SF		
	Bathrooms: 3.5	Garage: 0 SF		
	Garages: 0	Porch: 700 SF		
	Width: 36'-0"	Patio: 0 SF		
Depth: 52'-0"	Others: 0 SF			
These illustrations are an artist's representation of Stock Plan itself and may be slightly different than the actual Stock Plan itself. Author reserves the right to alter, update and improve Stock Plans at their discretion.				



1 GROUND FLOOR PLAN
1/8" = 1'-0"



2 SECOND FLOOR PLAN
1/8" = 1'-0"

3

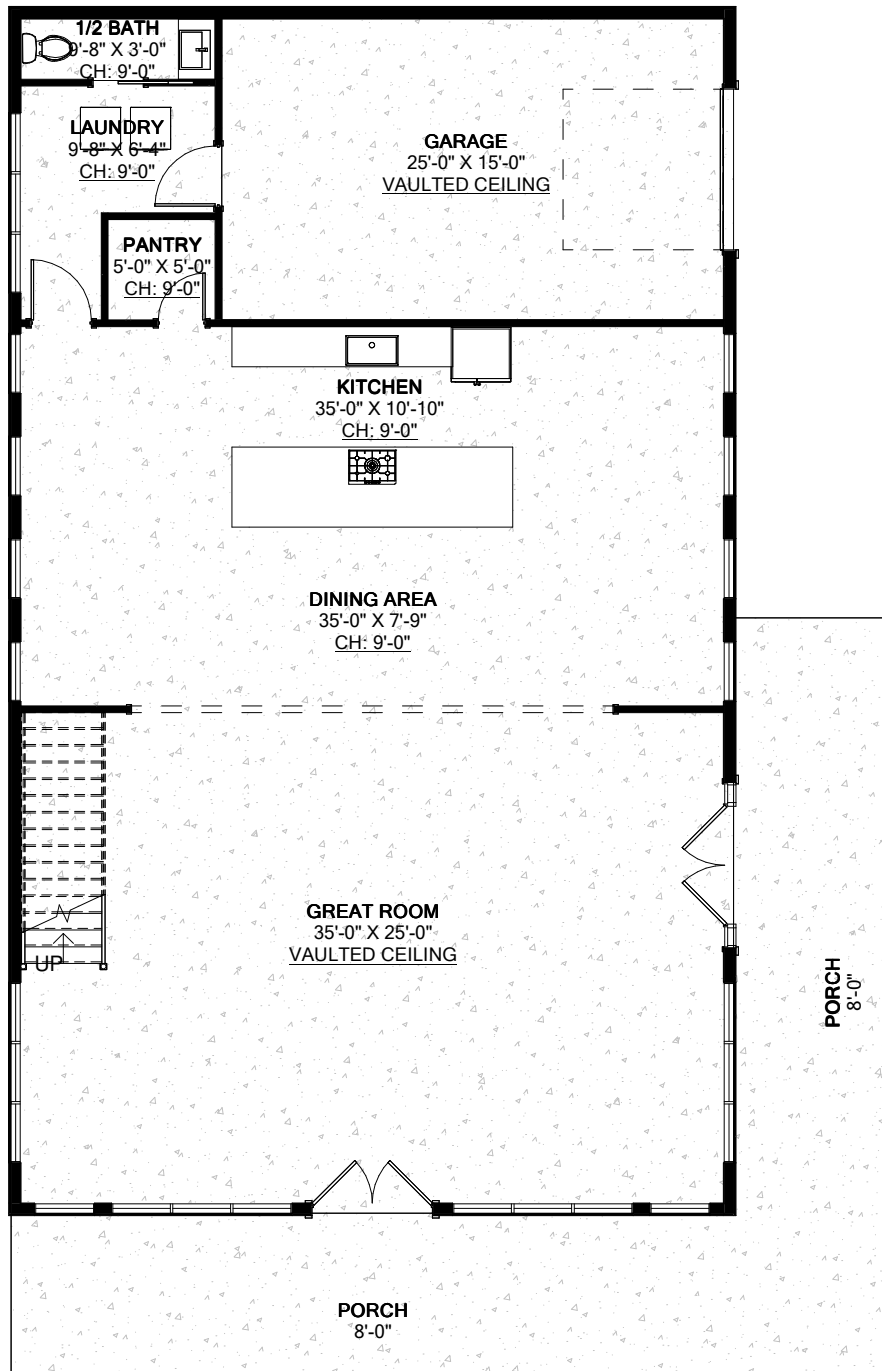
DESIGN INFORMATION & SQUARE FOOTAGE	
Bedrooms: 2	Living Area: 1,480 SF
Bathrooms: 2	Garage: 0 SF
Garages: 0	Porch: 84 SF
Width: 42'-0"	Patio: 252 SF
Depth: 33'-0"	Others: 0 SF

PLAN NAME

The Ashburton Plan
(AS0342-A)

3 OF 6

These illustrations are an artist's representation of Stock Plan itself and may be slightly different than the actual Stock Plan itself. Author reserves the right to alter, update and improve Stock Plans at their discretion.



4

DESIGN INFORMATION & SQUARE FOOTAGE

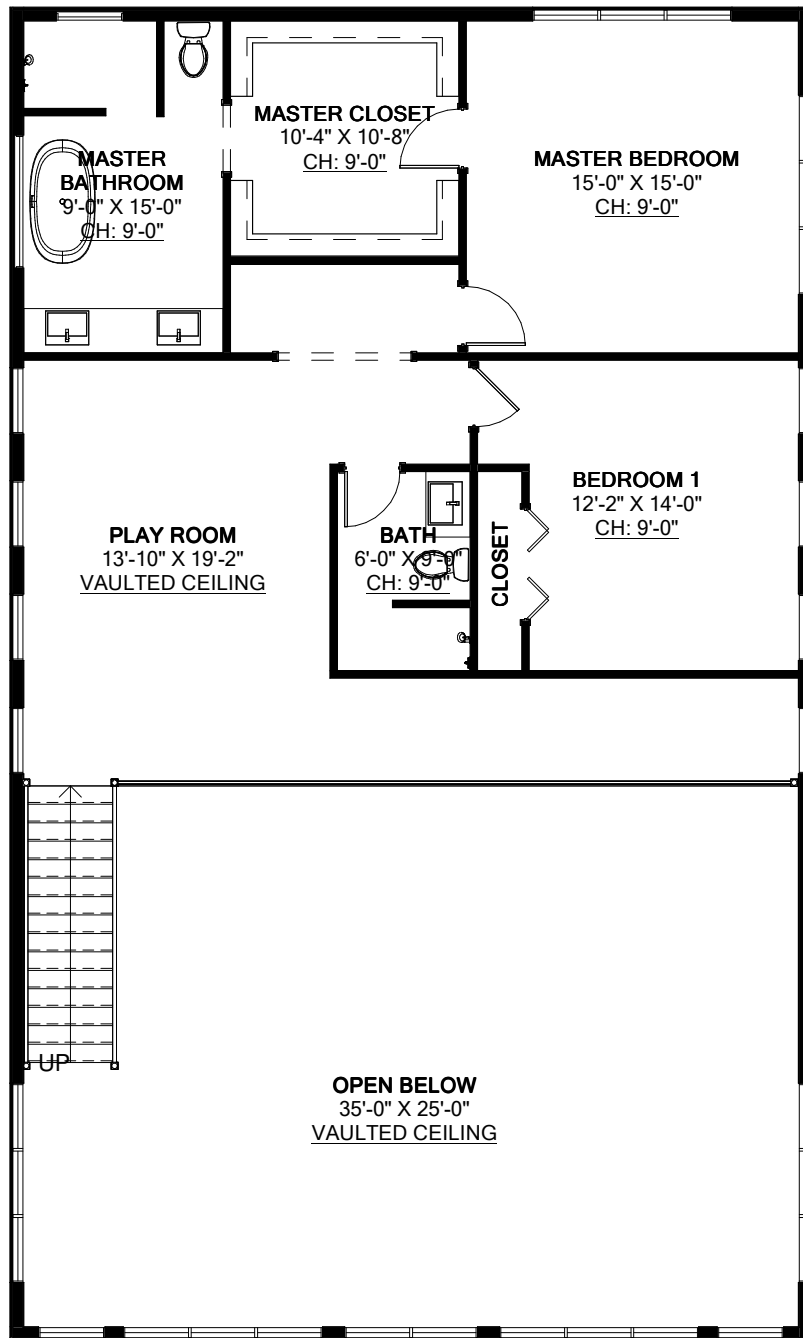
Bedrooms:	2	Living Area:	3,029 SF
Bathrooms:	2.5	Garage:	395 SF
Garages:	1	Porch:	590 SF
Width:	36'-0"	Patio:	0 SF
Depth:	60'-0"	Others:	0 SF

PLAN NAME

The Clements Plan
(CL1492-A)

4 OF 6

These visual depictions serve as the artist's interpretation of the Stock Plan and may exhibit slight variations from the actual Stock Plan. The author retains the right to modify, update, and enhance Stock Plans at their discretion.



4

DESIGN INFORMATION & SQUARE FOOTAGE

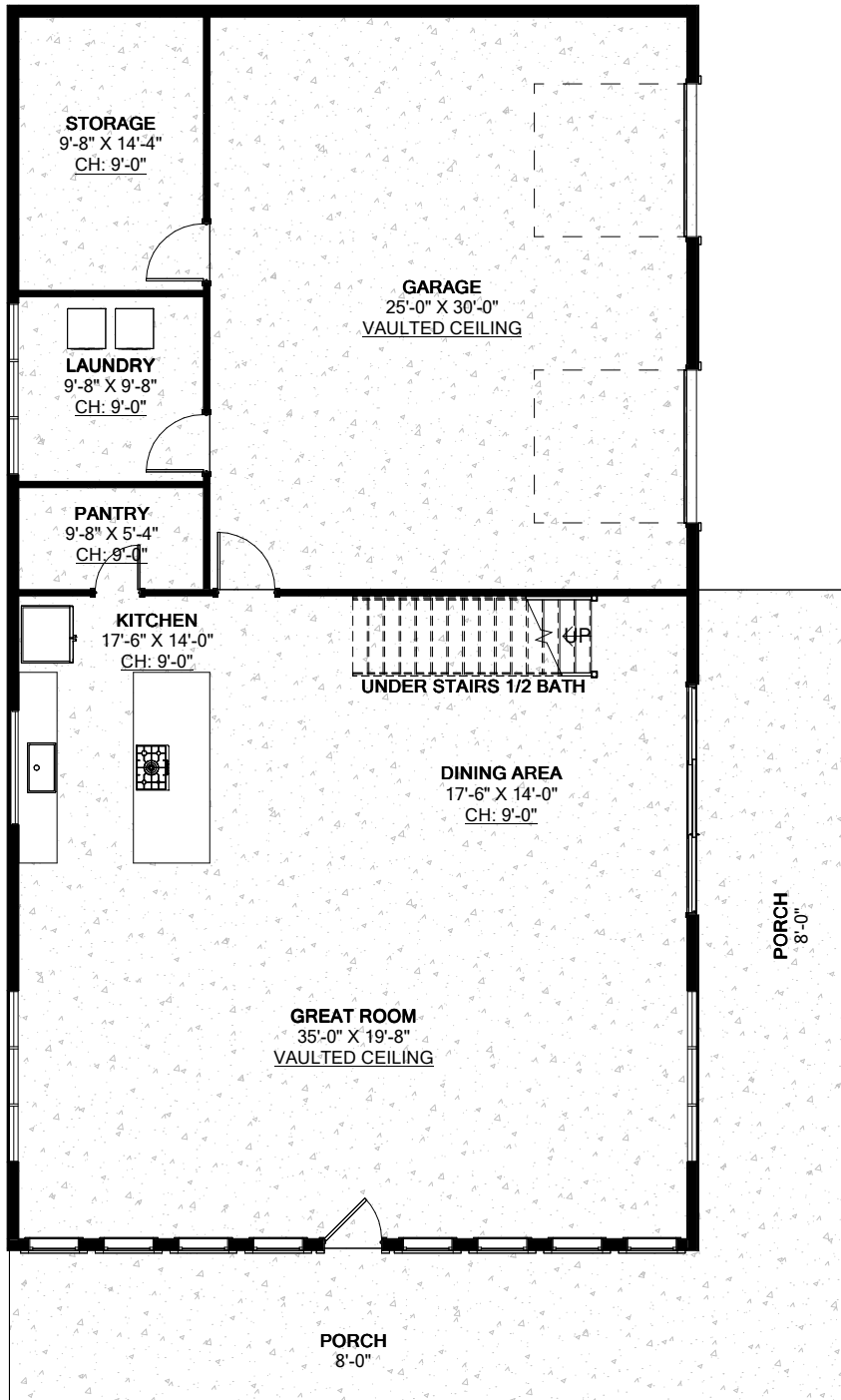
Bedrooms:	2	Living Area:	3,029 SF
Bathrooms:	2.5	Garage:	395 SF
Garages:	1	Porch:	590 SF
Width:	36'-0"	Patio:	0 SF
Depth:	60'-0"	Others:	0 SF

PLAN NAME

The Clements Plan
(CL1492-A)

4 OF 6

These visual depictions serve as the artist's interpretation of the Stock Plan and may exhibit slight variations from the actual Stock Plan. The author retains the right to modify, update, and enhance Stock Plans at their discretion.



5

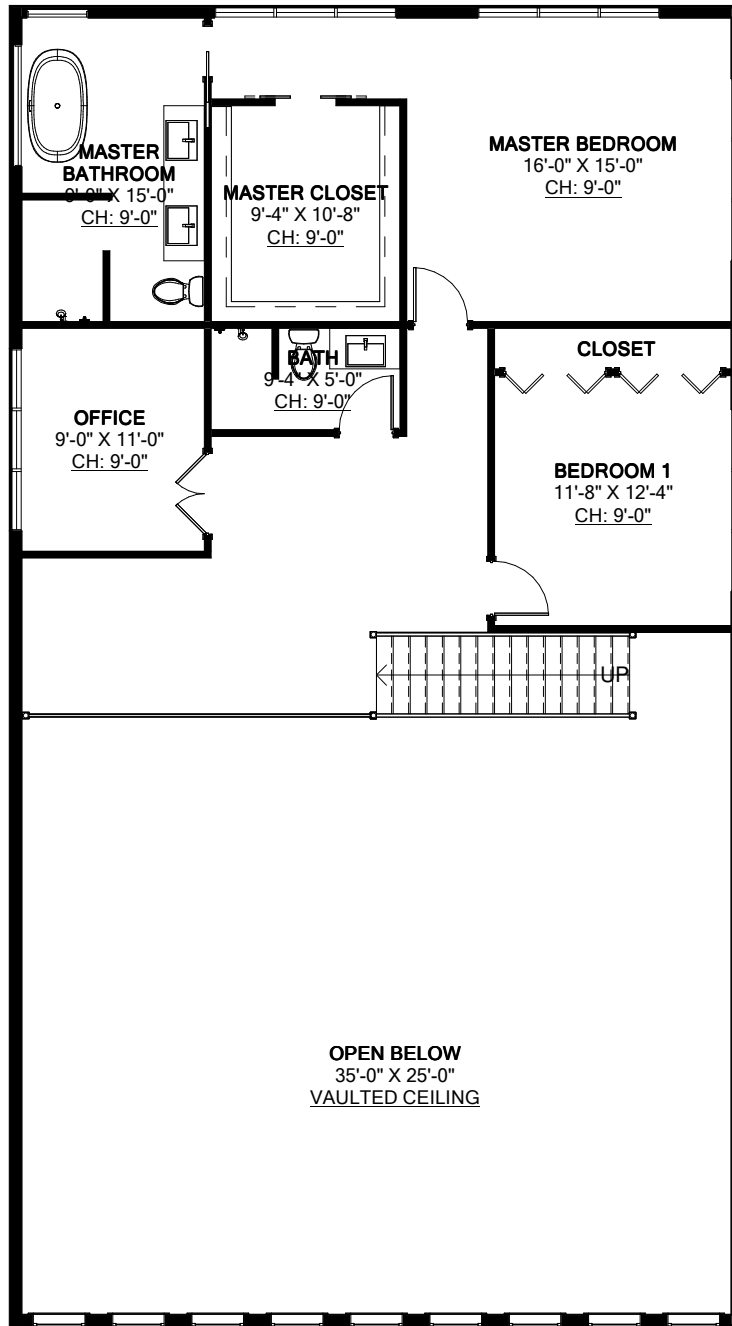
DESIGN INFORMATION & SQUARE FOOTAGE	
Bedrooms: 2	Living Area: 2,749 SF
Bathrooms: 2.5	Garage: 778 SF
Garages: 2	Porch: 628 SF
Width: 36'-0"	Patio: 0 SF
Depth: 65'-0"	Others: 0 SF

PLAN NAME

The Mirimar Plan
(MI01502-A)

5 OF 6

These visual depictions serve as the artist's interpretation of the Stock Plan and may exhibit slight variations from the actual Stock Plan. The author retains the right to modify, update, and enhance Stock Plans at their discretion



5

DESIGN INFORMATION & SQUARE FOOTAGE

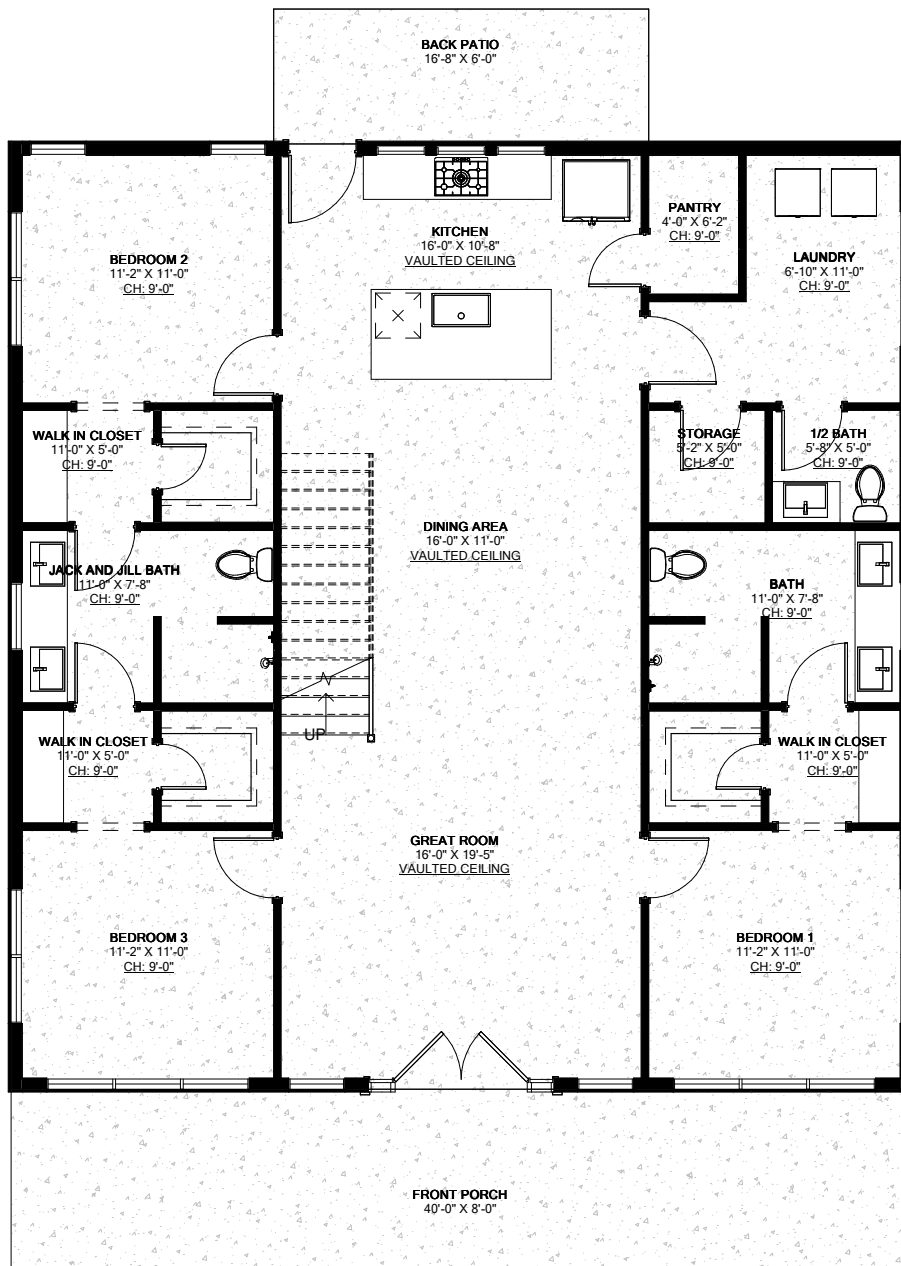
Bedrooms:	2	Living Area:	2,749 SF
Bathrooms:	2.5	Garage:	778 SF
Garages:	2	Porch:	628 SF
Width:	36'-0"	Patio:	0 SF
Depth:	65'-0"	Others:	0 SF

PLAN NAME

The Mirimar Plan
(MI01502-A)

5 OF 6

These visual depictions serve as the artist's interpretation of the Stock Plan and may exhibit slight variations from the actual Stock Plan. The author retains the right to modify, update, and enhance Stock Plans at their discretion.



6

DESIGN INFORMATION & SQUARE FOOTAGE

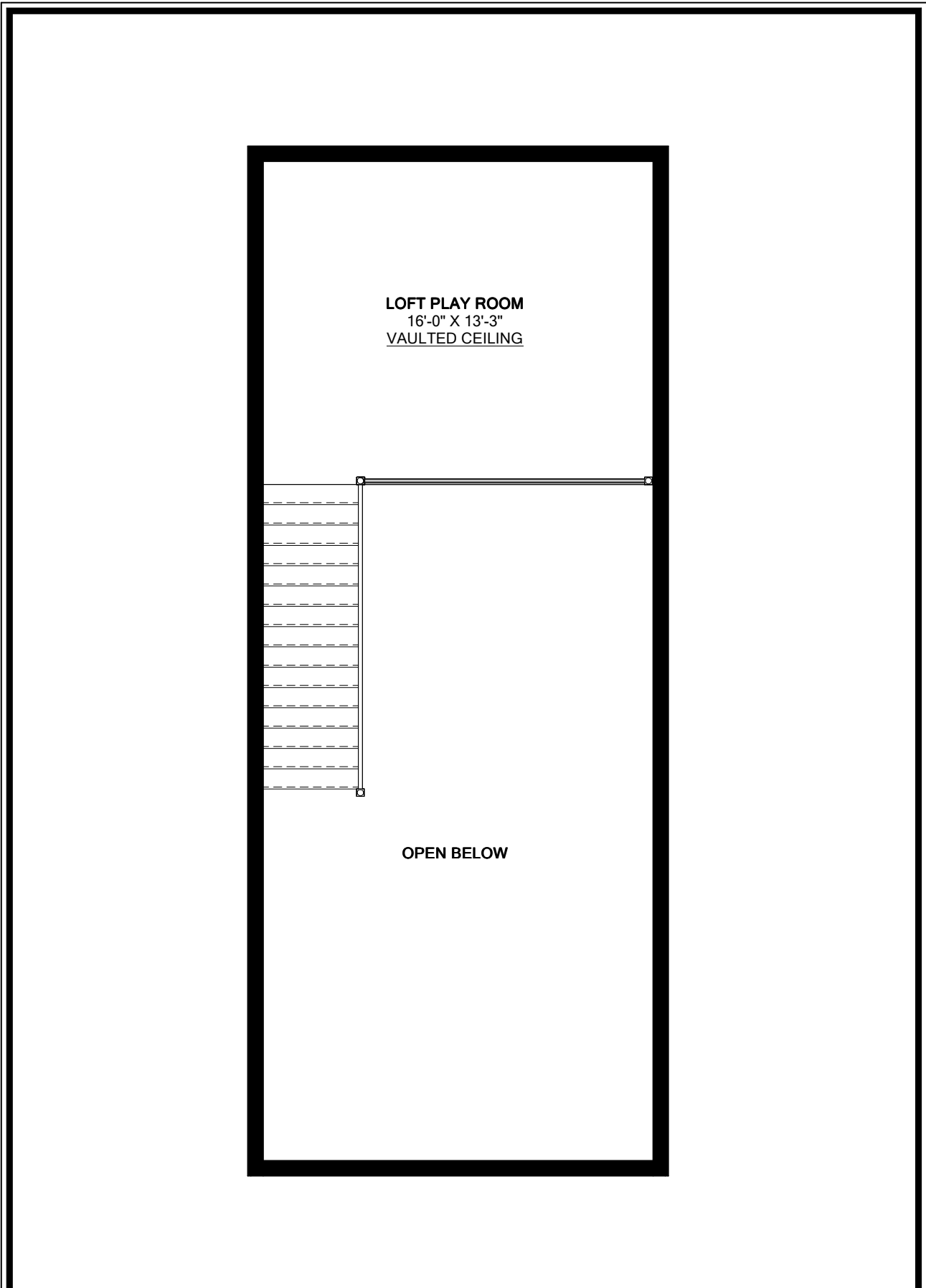
Bedrooms: 3	Living Area: 1,914 SF
Bathrooms: 2.5	Garage: 0 SF
Garages: 0	Porch: 320 SF
Width: 40'-0"	Patio: 100 SF
Depth: 42'-0"	Others: 0 SF

PLAN NAME

The Boulton Plan
(B001513-A)

6 OF 6

These visual depictions serve as the artist's interpretation of the Stock Plan and may exhibit slight variations from the actual Stock Plan. The author retains the right to modify, update, and enhance Stock Plans at their discretion



6

DESIGN INFORMATION & SQUARE FOOTAGE

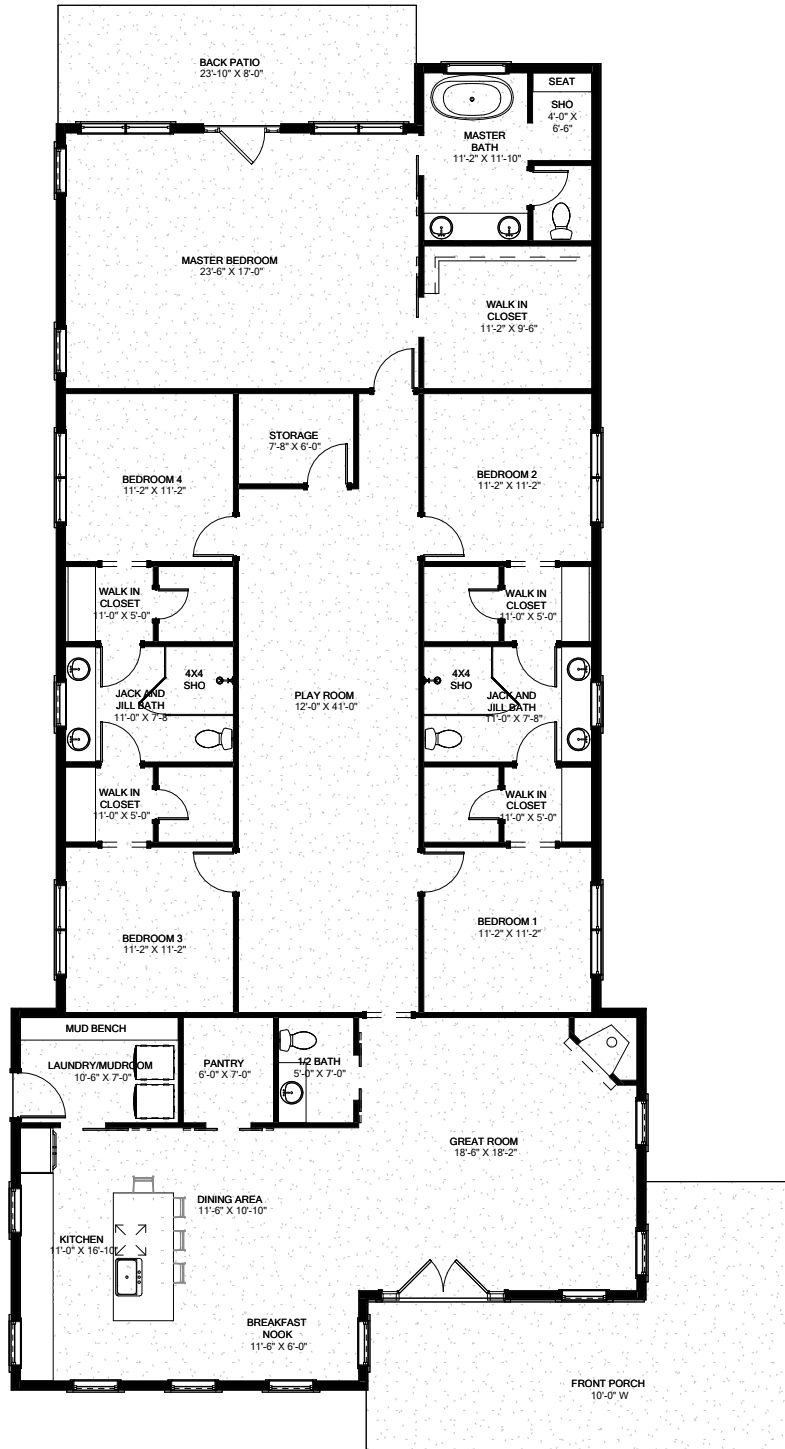
Bedrooms: 3	Living Area: 1,914 SF
Bathrooms: 2.5	Garage: 0 SF
Garages: 0	Porch: 320 SF
Width: 40'-0"	Patio: 100 SF
Depth: 42'-0"	Others: 0 SF

PLAN NAME

The Boulton Plan
(B001513-A)

6 OF 6

These visual depictions serve as the artist's interpretation of the Stock Plan and may exhibit slight variations from the actual Stock Plan. The author retains the right to modify, update, and enhance Stock Plans at their discretion



1

DESIGN INFORMATION & SQUARE FOOTAGE

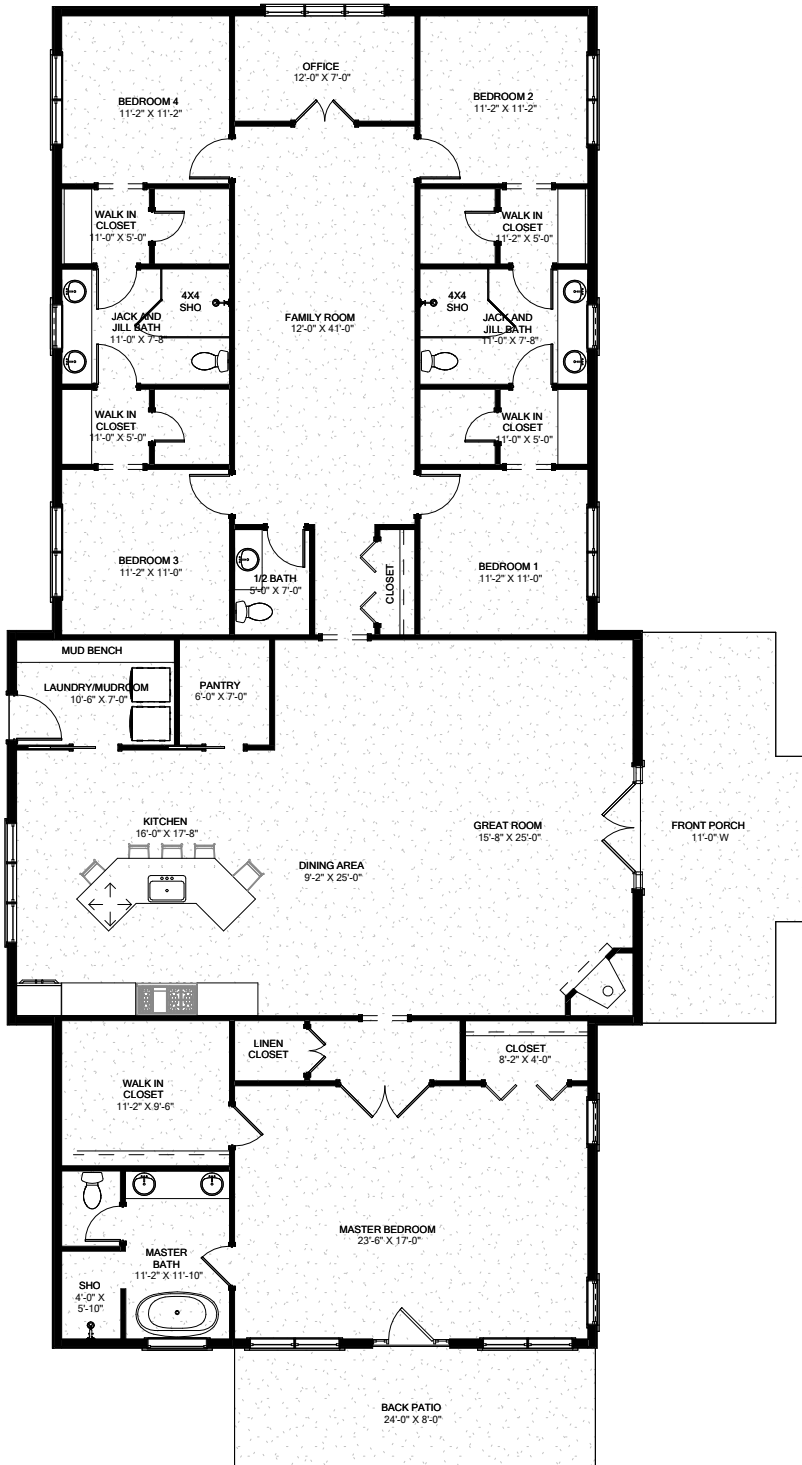
Bedrooms:	5	Living Area:	3,113 SF
Bathrooms:	3.5	Garage:	0 SF
Garages:	0	Porch:	365 SF
Width:	36'-0"	Patio:	192 SF
Depth:	88'-0"	Others:	0 SF

PLAN NAME

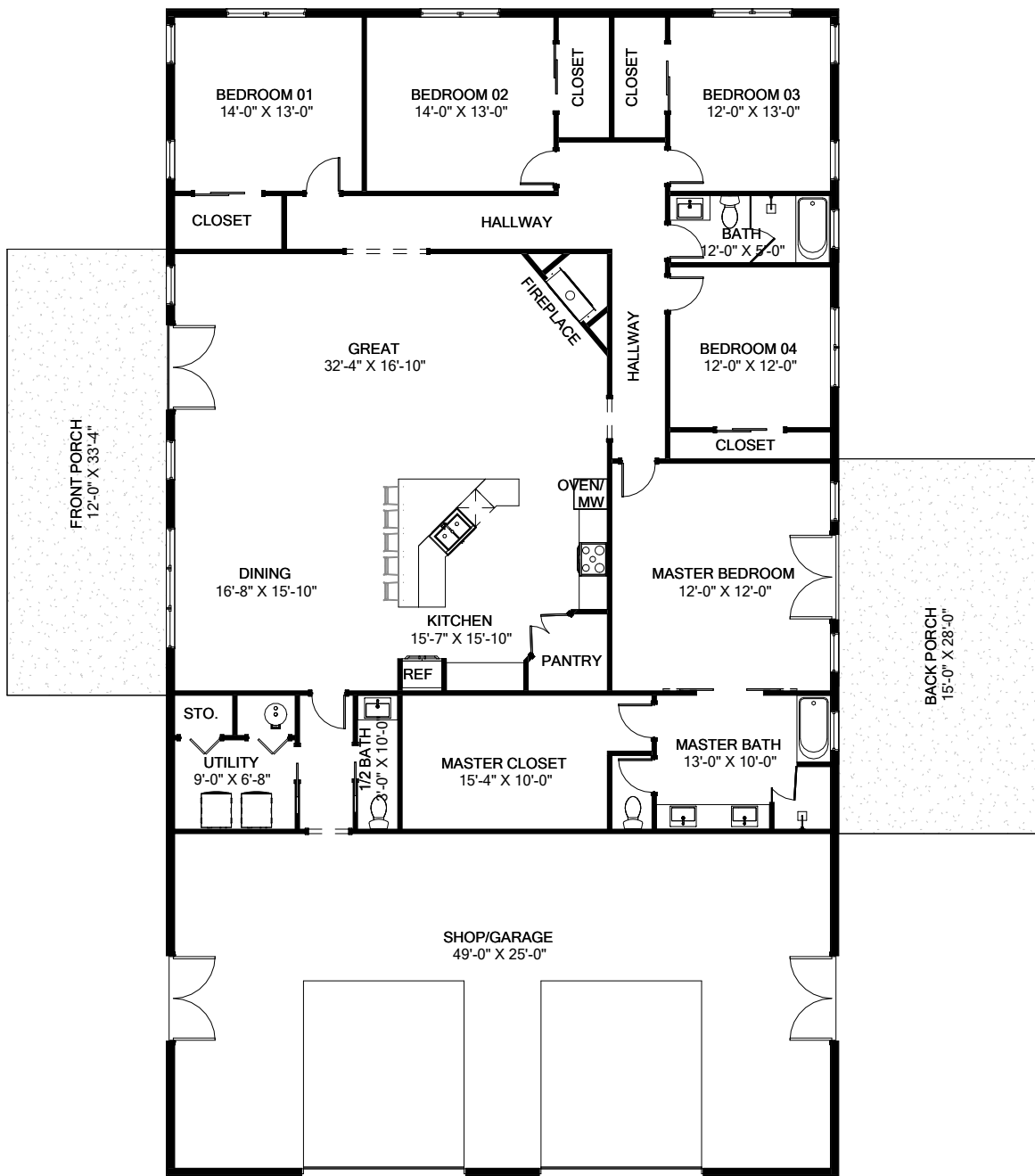
The Penfold Plan
(PE0355-A)

1 OF 10

These illustrations are an artist's representation of Stock Plan itself and may be slightly different than the actual Stock Plan itself. Author reserves the right to alter, update and improve Stock Plans at their discretion.



2	DESIGN INFORMATION & SQUARE FOOTAGE	PLAN NAME	2 OF 10
	Bedrooms: 5 Living Area: 3,360 SF	The Lancaster Plan (LA0365-A)	
	Bathrooms: 3.5 Garage: 0 SF		
	Garages: 0 Porch: 256 SF		
	Width: 36'-0" Patio: 192 SF		
Depth: 89'-0" Others: 0 SF			
These illustrations are an artist's representation of Stock Plan itself and may be slightly different than the actual Stock Plan itself. Author reserves the right to alter, update and improve Stock Plans at their discretion.			



3

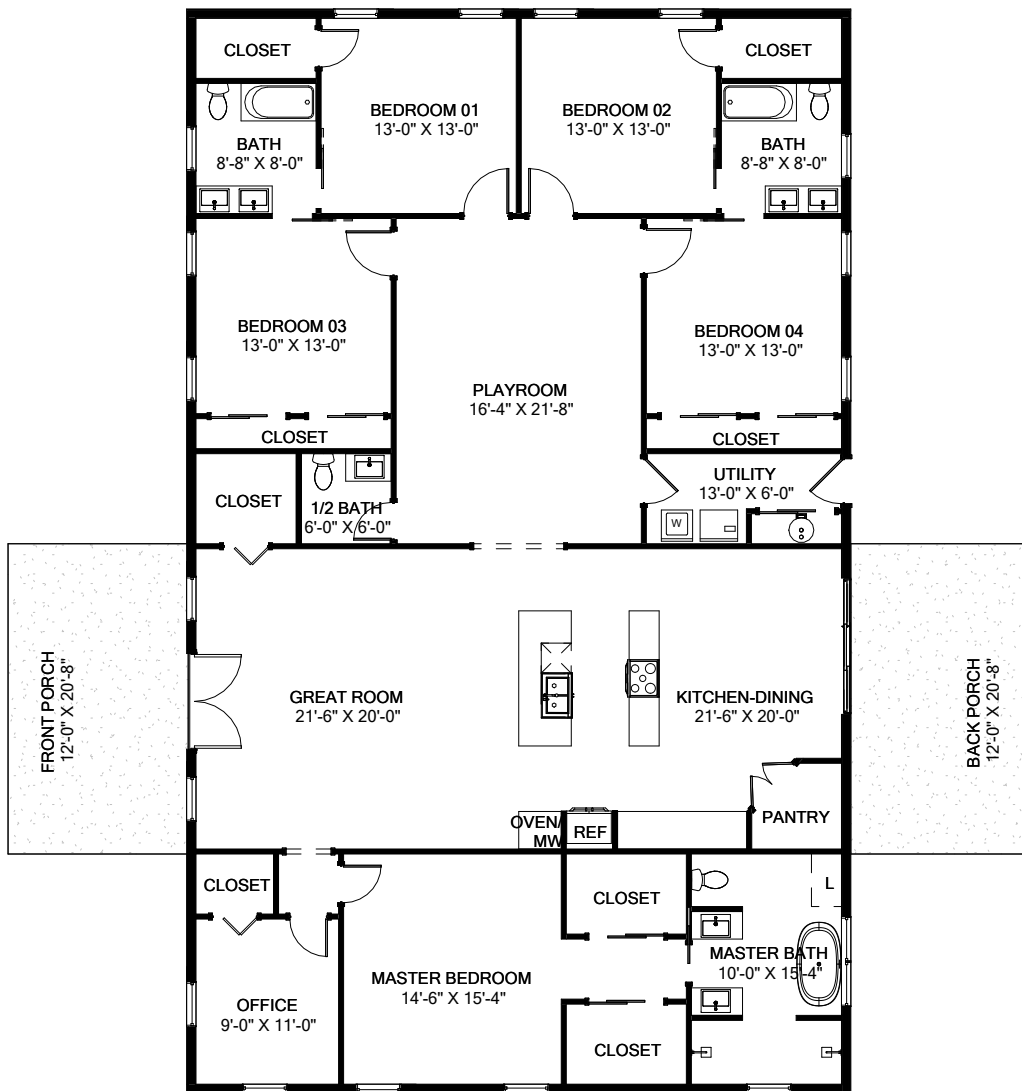
DESIGN INFORMATION & SQUARE FOOTAGE	
Bedrooms: 5	Living Area: 3,100 SF
Bathrooms: 2.5	Garage: 1,250 SF
Garages: 2	Porch: 820 SF
Width: 50'-0"	Patio: 0 SF
Depth: 87'-0"	Others: 0 SF

PLAN NAME

The Battsford Plan
(BA0375-A)

3 OF 10

These illustrations are an artist's representation of Stock Plan itself and may be slightly different than the actual Stock Plan itself. Author reserves the right to alter, update and improve Stock Plans at their discretion.



4

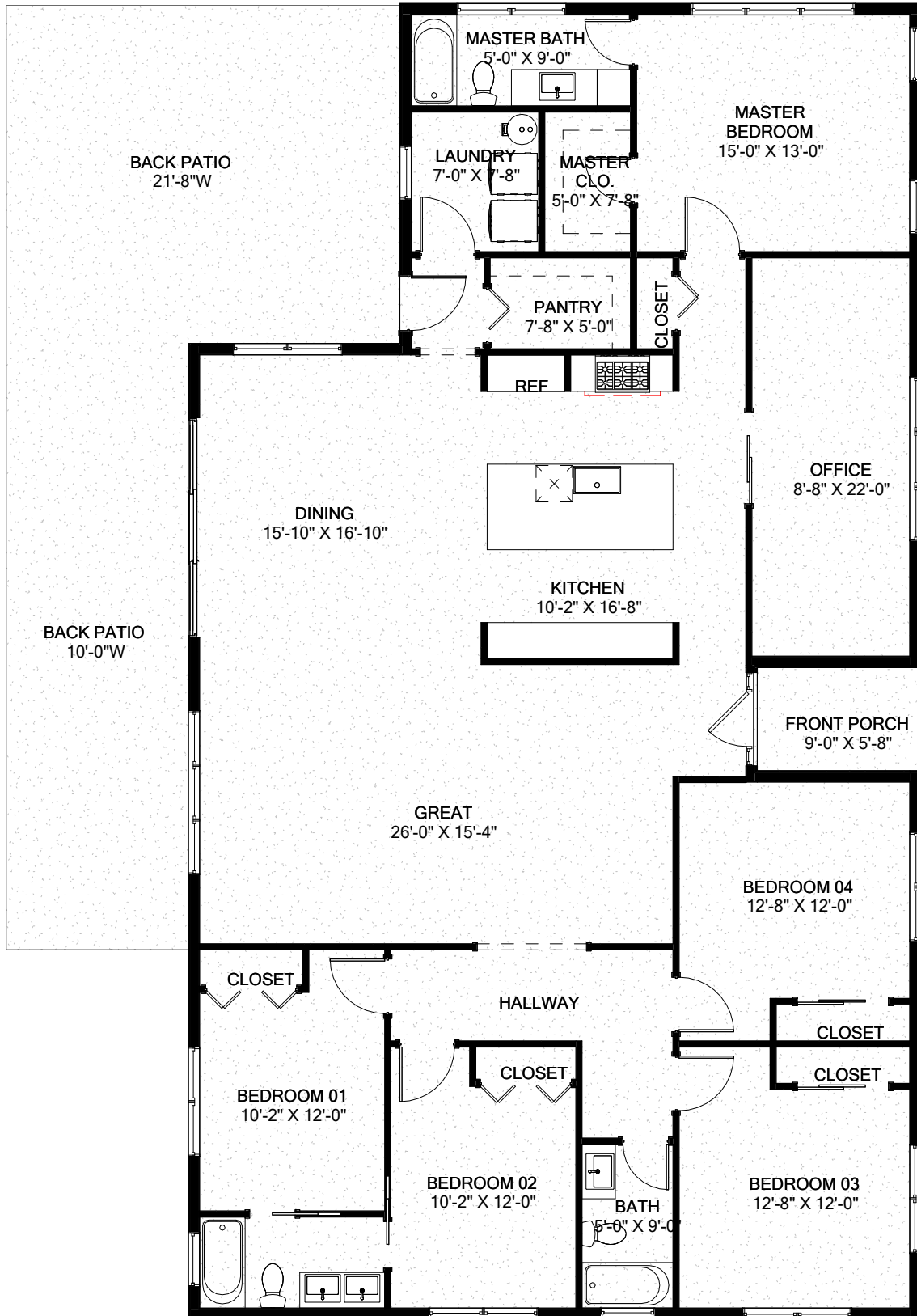
DESIGN INFORMATION & SQUARE FOOTAGE	
Bedrooms:	5 Living Area: 3,168 SF
Bathrooms:	3.5 Garage: 0 SF
Garages:	0 Porch: 496 SF
Width:	50'-0" Patio: 0 SF
Depth:	87'-0" Others: 0 SF

PLAN NAME

The Clarendon Plan
(CL0385-A)

4 OF 10

These illustrations are an artist's representation of Stock Plan itself and may be slightly different than the actual Stock Plan itself. Author reserves the right to alter, update and improve Stock Plans at their discretion.



5

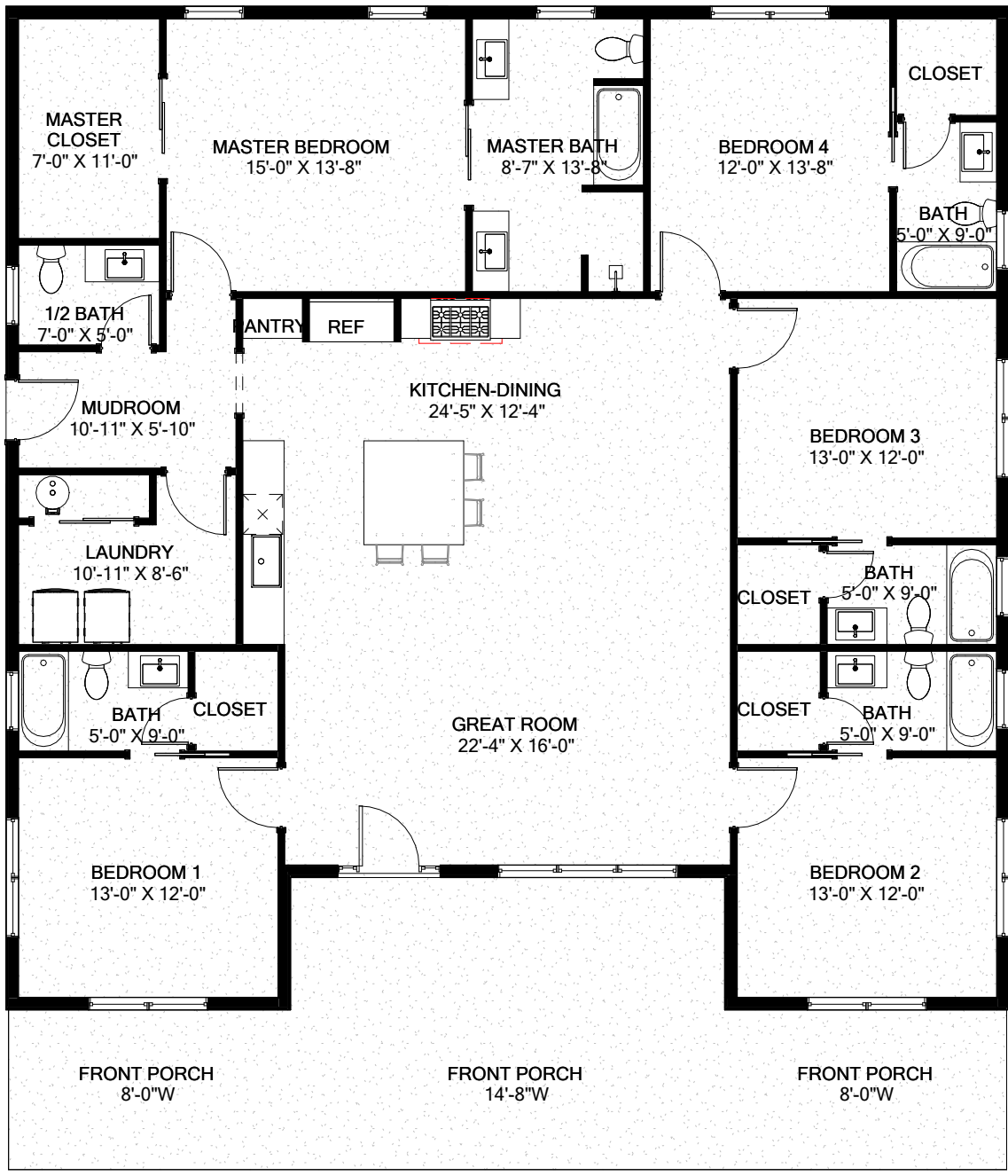
DESIGN INFORMATION & SQUARE FOOTAGE	
Bedrooms:	5
Bathrooms:	3
Garages:	0
Width:	40'-0"
Depth:	72'-0"
Living Area:	2,638 SF
Garage:	0 SF
Porch:	51 SF
Patio:	736 SF
Others:	0 SF

PLAN NAME

The Barnaby Plan
(BA0395-A)

5 OF 10

These illustrations are an artist's representation of Stock Plan itself and may be slightly different than the actual Stock Plan itself. Author reserves the right to alter, update and improve Stock Plans at their discretion.



6

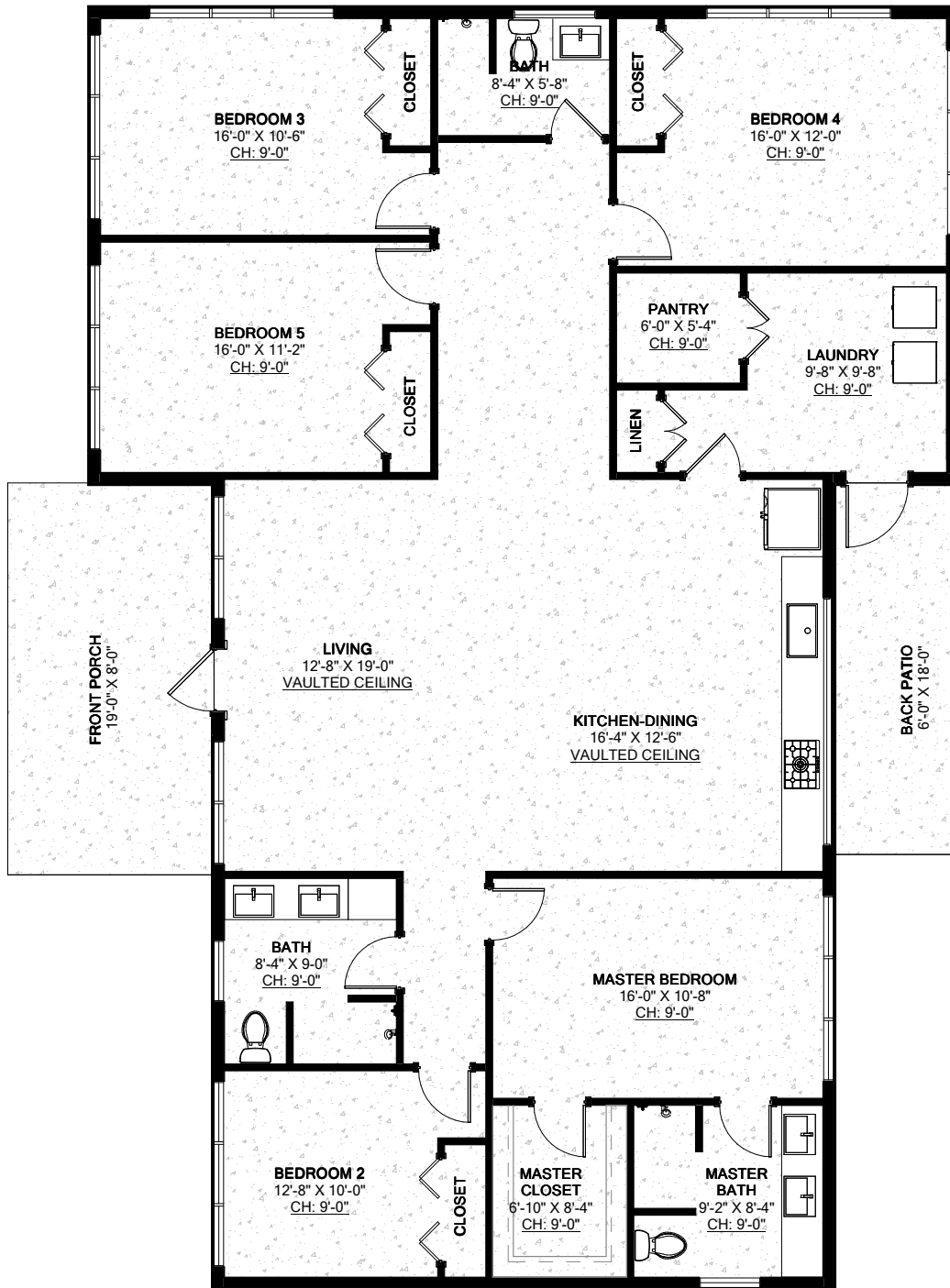
DESIGN INFORMATION & SQUARE FOOTAGE	
Bedrooms:	5 Living Area: 2,381 SF
Bathrooms:	5.5 Garage: 0 SF
Garages:	0 Porch: 544 SF
Width:	50'-0" Patio: 0 SF
Depth:	50'-0" Others: 0 SF

PLAN NAME

The Ayloff Plan
(AY0405-A)

6 OF 10

These illustrations are an artist's representation of Stock Plan itself and may be slightly different than the actual Stock Plan itself. Author reserves the right to alter, update and improve Stock Plans at their discretion.



7

DESIGN INFORMATION & SQUARE FOOTAGE

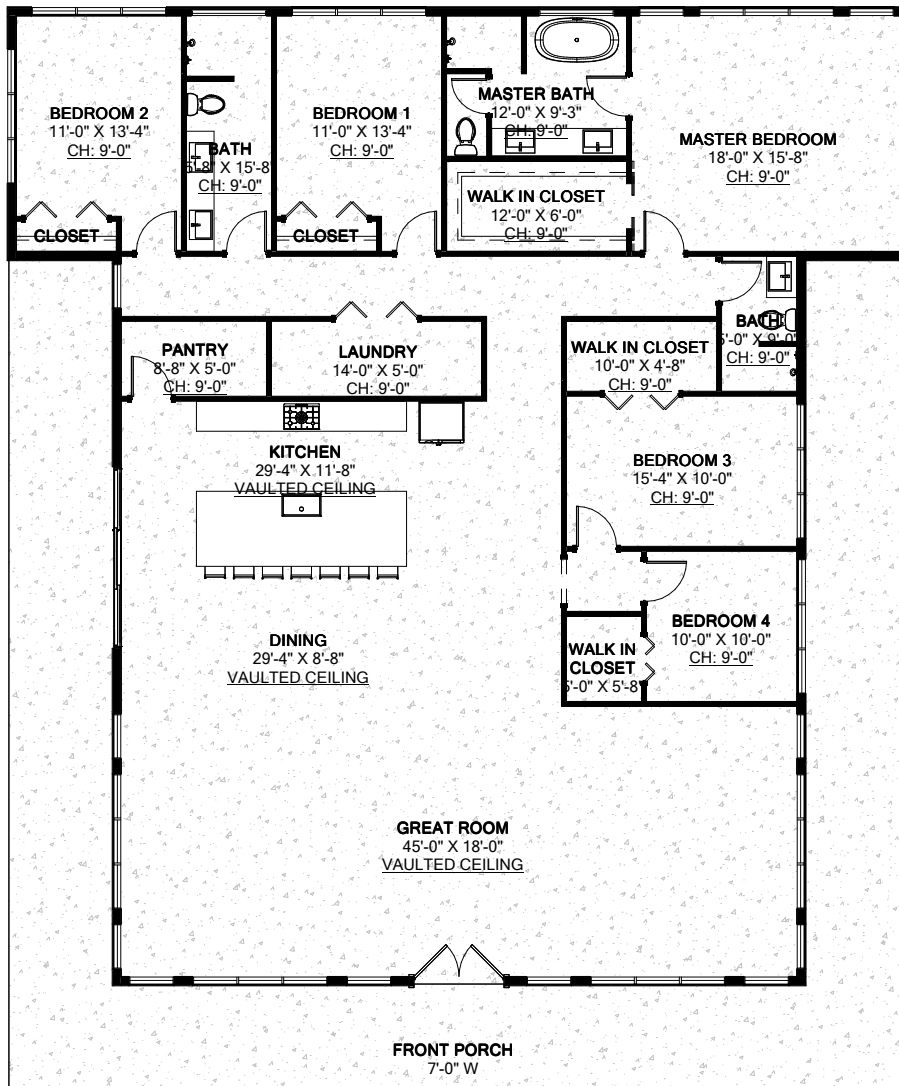
Bedrooms:	5	Living Area:	2,136 SF
Bathrooms:	3	Garage:	0 SF
Garages:	0	Porch:	190 SF
Width:	42'-0"	Patio:	109 SF
Depth:	62'-0"	Others:	0 SF

PLAN NAME

The Windermere Plan
(WI1521-A)

7 OF 10

These visual depictions serve as the artist's interpretation of the Stock Plan and may exhibit slight variations from the actual Stock Plan. The author retains the right to modify, update, and enhance Stock Plans at their discretion.



8

DESIGN INFORMATION & SQUARE FOOTAGE

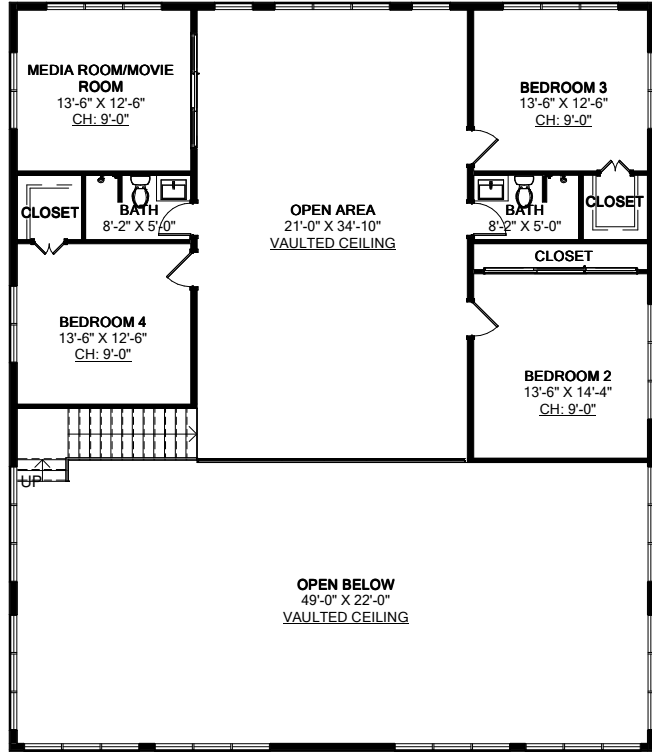
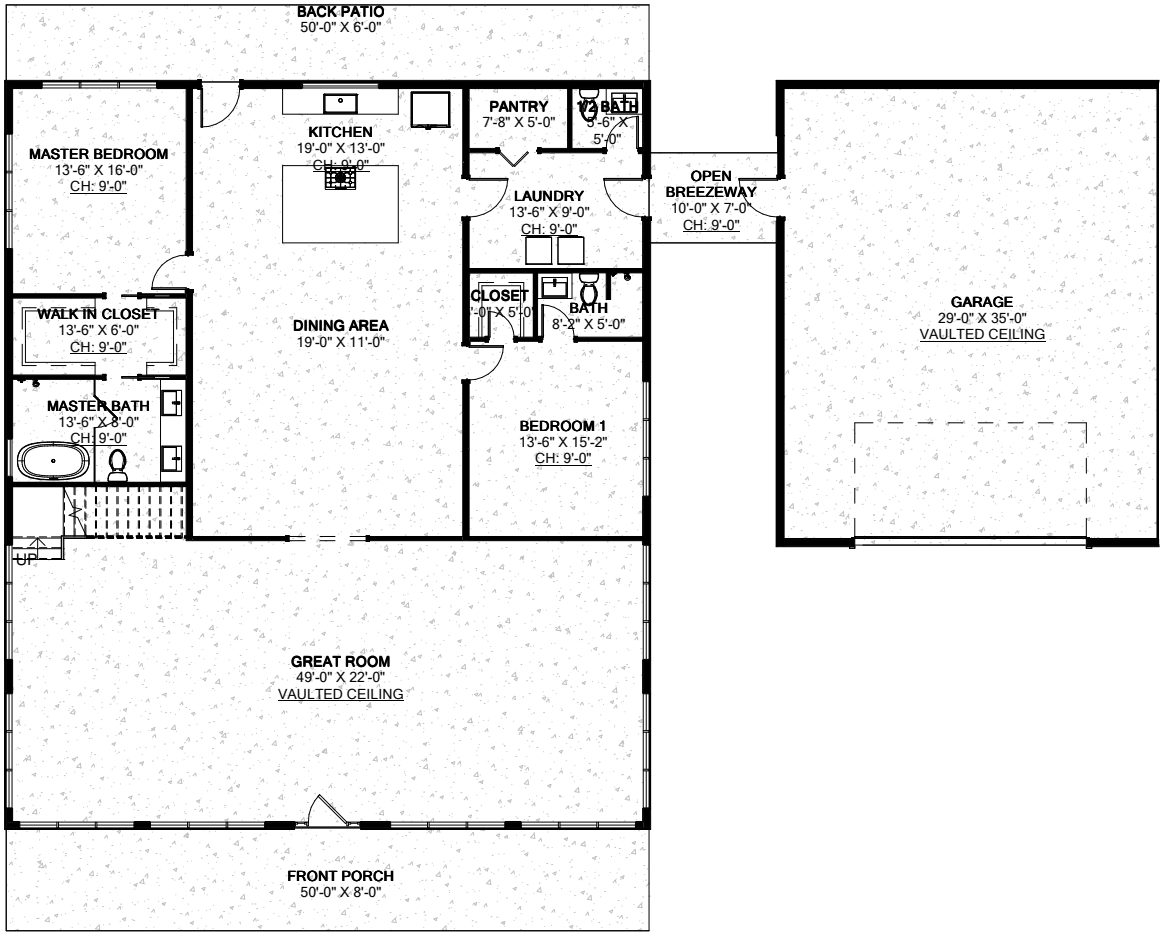
Bedrooms:	5	Living Area:	3,224 SF
Bathrooms:	3	Garage:	0 SF
Garages:	0	Porch:	1,097SF
Width:	60'-0"	Patio:	0 SF
Depth:	65'-0"	Others:	0 SF

PLAN NAME

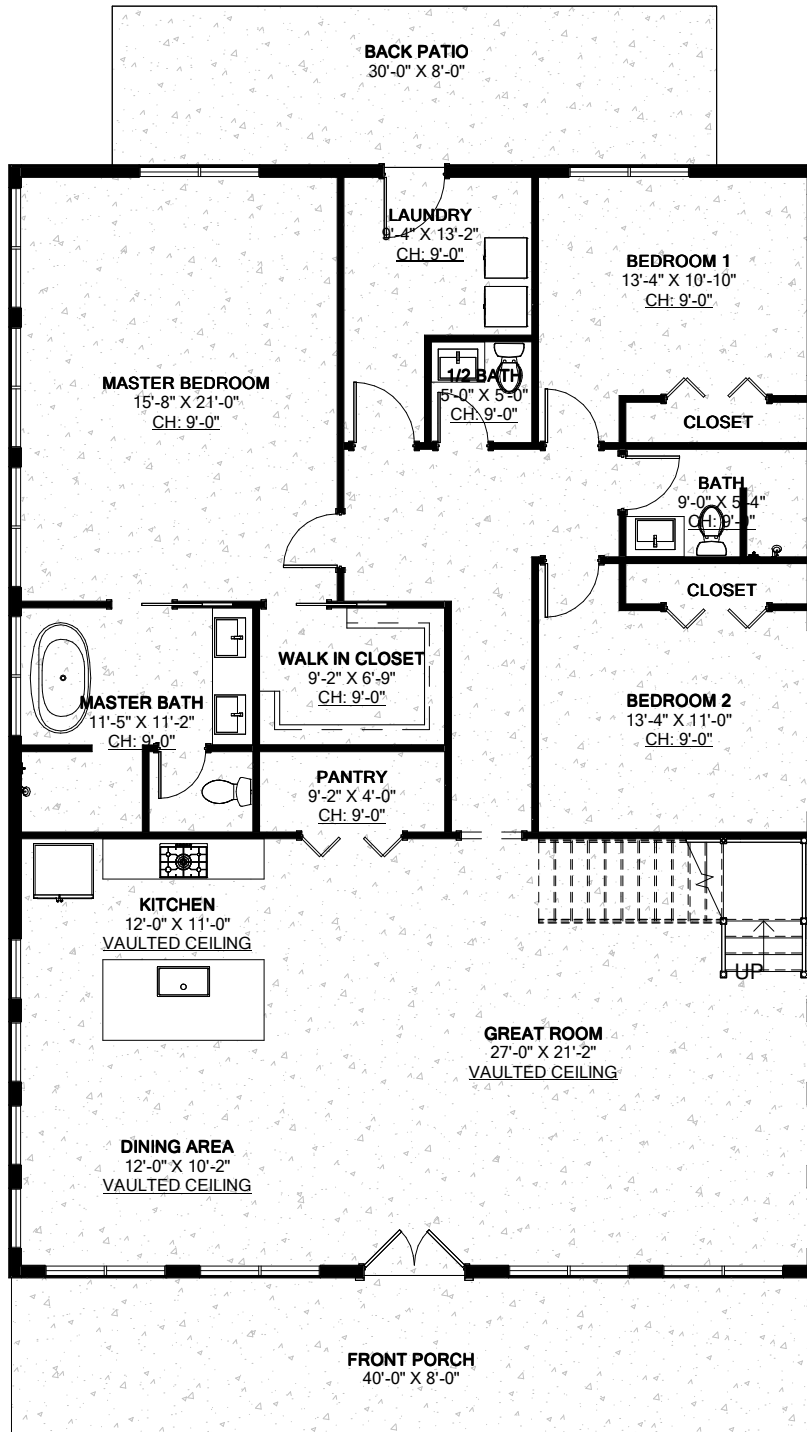
The Lavington Plan
(LA01535-A)

8 OF 10

These visual depictions serve as the artist's interpretation of the Stock Plan and may exhibit slight variations from the actual Stock Plan. The author retains the right to modify, update, and enhance Stock Plans at their discretion



9	DESIGN INFORMATION & SQUARE FOOTAGE		PLAN NAME The Goldsmere Plan (G001545-A)	9 OF 10
	Bedrooms: 5	Living Area: 4,623 SF		
	Bathrooms: 4.5	Garage: 1,150 SF		
	Garages: 2	Porch: 300 SF		
	Width: 50' & 30'	Patio: 300 SF		
Depth: 58' & 36'	Others: 0 SF			
<i>These visual depictions serve as the artist's interpretation of the Stock Plan and may exhibit slight variations from the actual Stock Plan. The author retains the right to modify, update, and enhance Stock Plans at their discretion.</i>				



10

DESIGN INFORMATION & SQUARE FOOTAGE

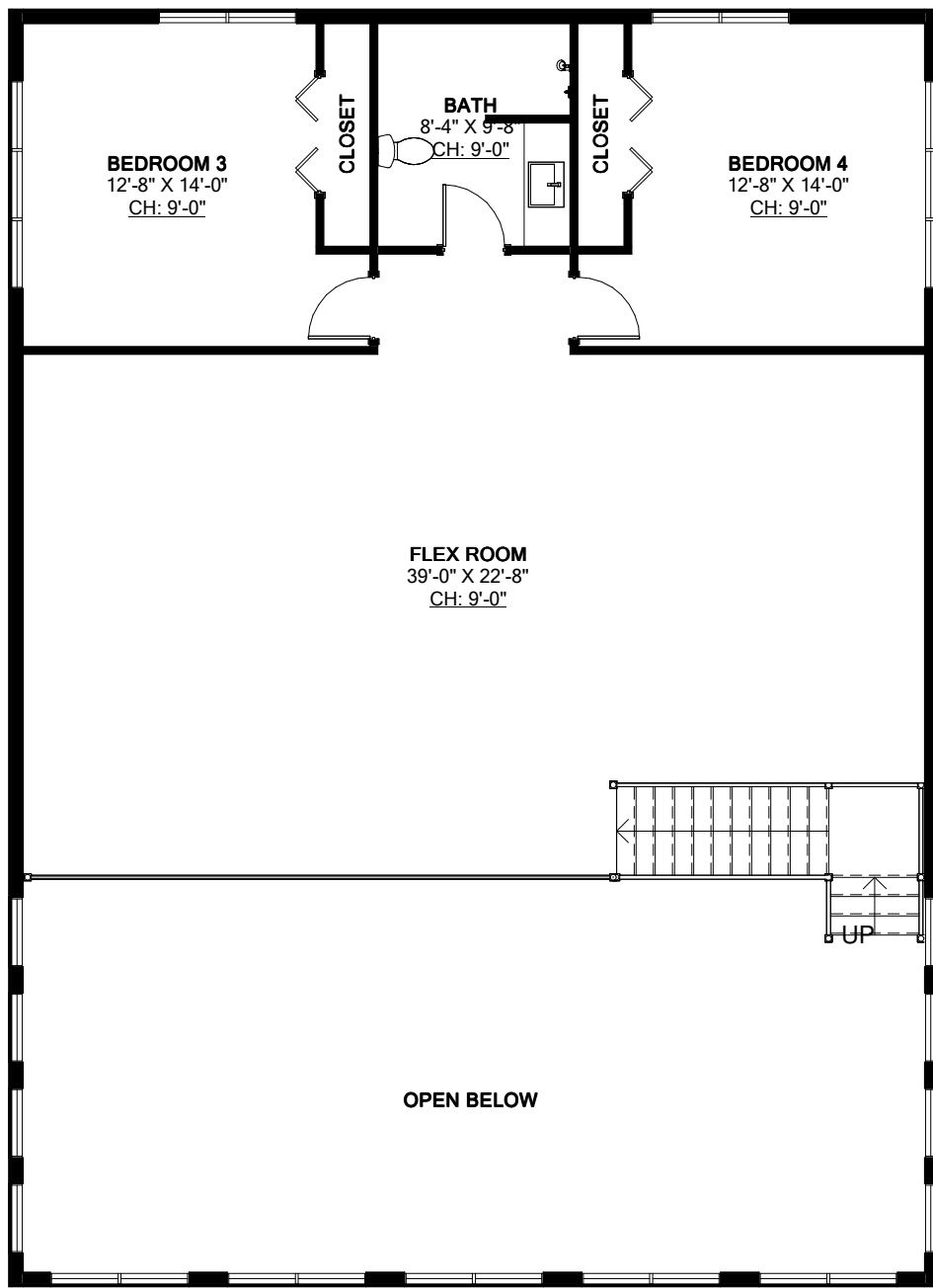
Bedrooms:	5	Living Area:	3,643 SF
Bathrooms:	3.5	Garage:	0 SF
Garages:	0	Porch:	320 SF
Width:	40'-0"	Patio:	240 SF
Depth:	55'-0"	Others:	0 SF

PLAN NAME

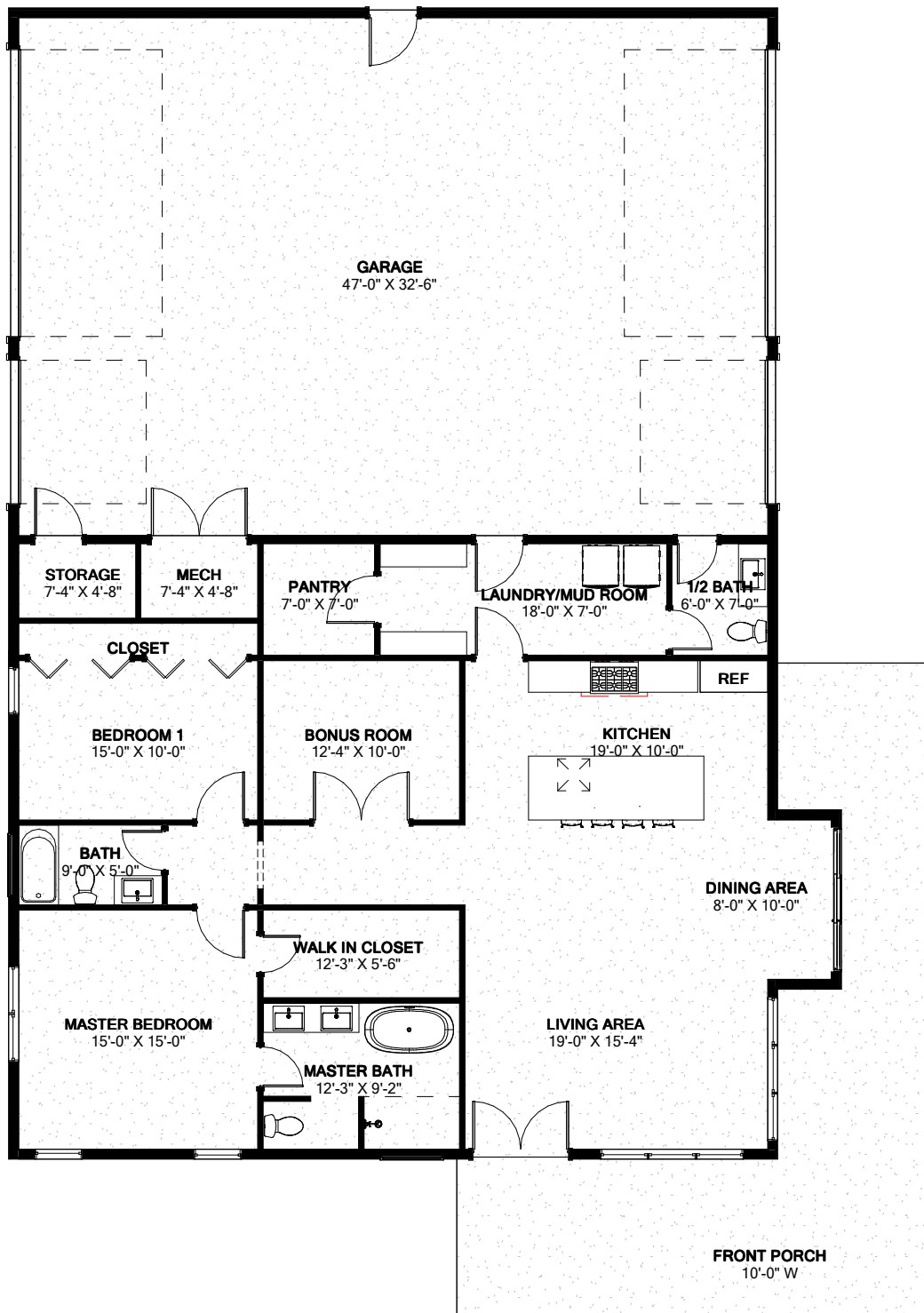
The Springbank Plan
(SP01555-A)

10 OF 10

These visual depictions serve as the artist's interpretation of the Stock Plan and may exhibit slight variations from the actual Stock Plan. The author retains the right to modify, update, and enhance Stock Plans at their discretion



10	DESIGN INFORMATION & SQUARE FOOTAGE		PLAN NAME The Springbank Plan (SP01555-A)	10 OF 10
	Bedrooms: 5	Living Area: 3,643 SF		
	Bathrooms: 3.5	Garage: 0 SF		
	Garages: 0	Porch: 320 SF		
	Width: 40'-0"	Patio: 240 SF		
Depth: 55'-0"	Others: 0 SF			
These visual depictions serve as the artist's interpretation of the Stock Plan and may exhibit slight variations from the actual Stock Plan. The author retains the right to modify, update, and enhance Stock Plans at their discretion.				



1

DESIGN INFORMATION & SQUARE FOOTAGE

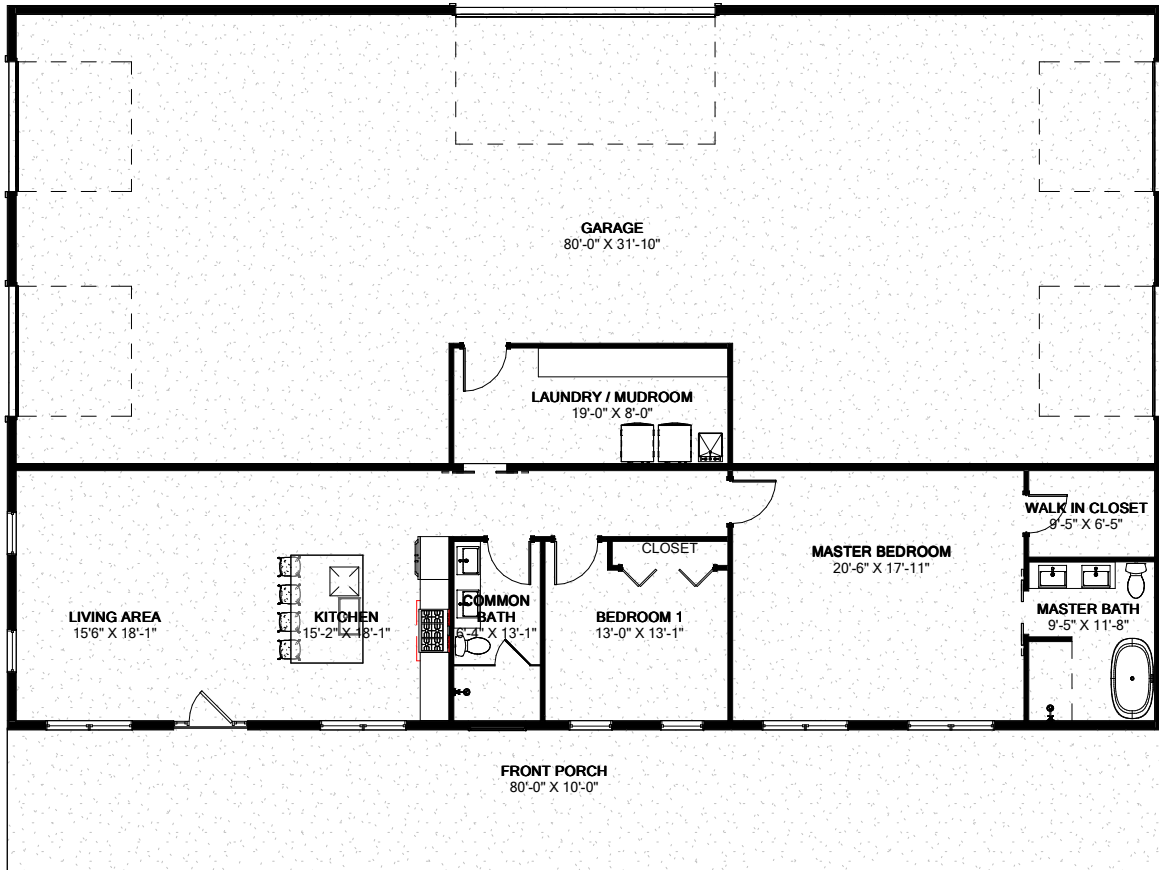
Bedrooms: 2	Living Area: 1,916 SF
Bathrooms: 2.5	Garage: 1,584 SF
Garages: 6	Porch: 566 SF
Width: 48'-0"	Patio: 0 SF
Depth: 72'-0"	Others: 0 SF

PLAN NAME

The Balgore Plan
(BA0442-A)

1 OF 6

These illustrations are an artist's representation of Stock Plan itself and may be slightly different than the actual Stock Plan itself. Author reserves the right to alter, update and improve Stock Plans at their discretion.



2

DESIGN INFORMATION & SQUARE FOOTAGE

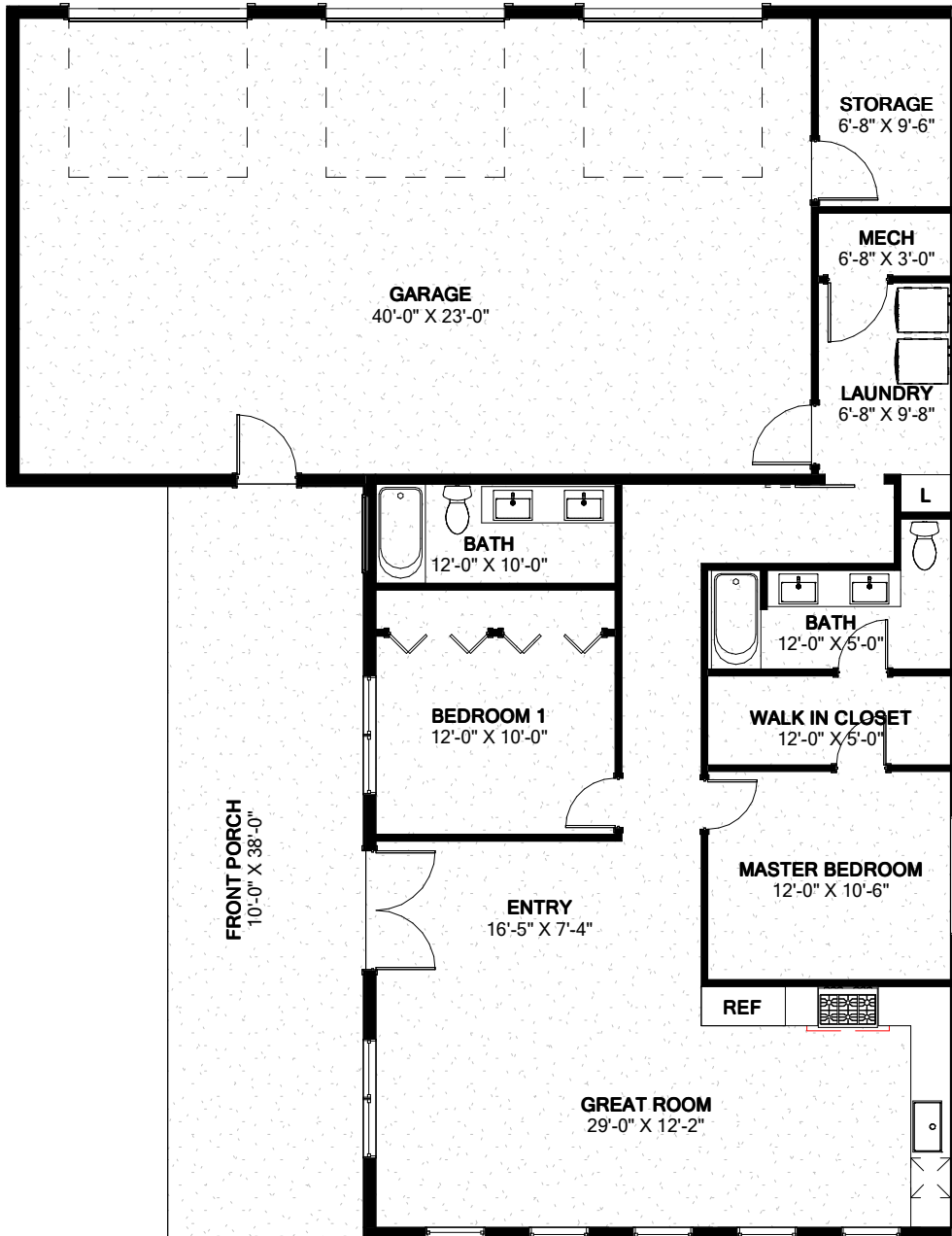
Bedrooms: 2	Living Area: 1,468 SF
Bathrooms: 2	Garage: 2,531 SF
Garages: 5	Porch: 802 SF
Width: 80'-0"	Patio: 0 SF
Depth: 50'-0"	Others: 0 SF

PLAN NAME

The Gidea Plan
(GI0452-A)

2 OF 6

These illustrations are an artist's representation of Stock Plan itself and may be slightly different than the actual Stock Plan itself. Author reserves the right to alter, update and improve Stock Plans at their discretion.



3

DESIGN INFORMATION & SQUARE FOOTAGE

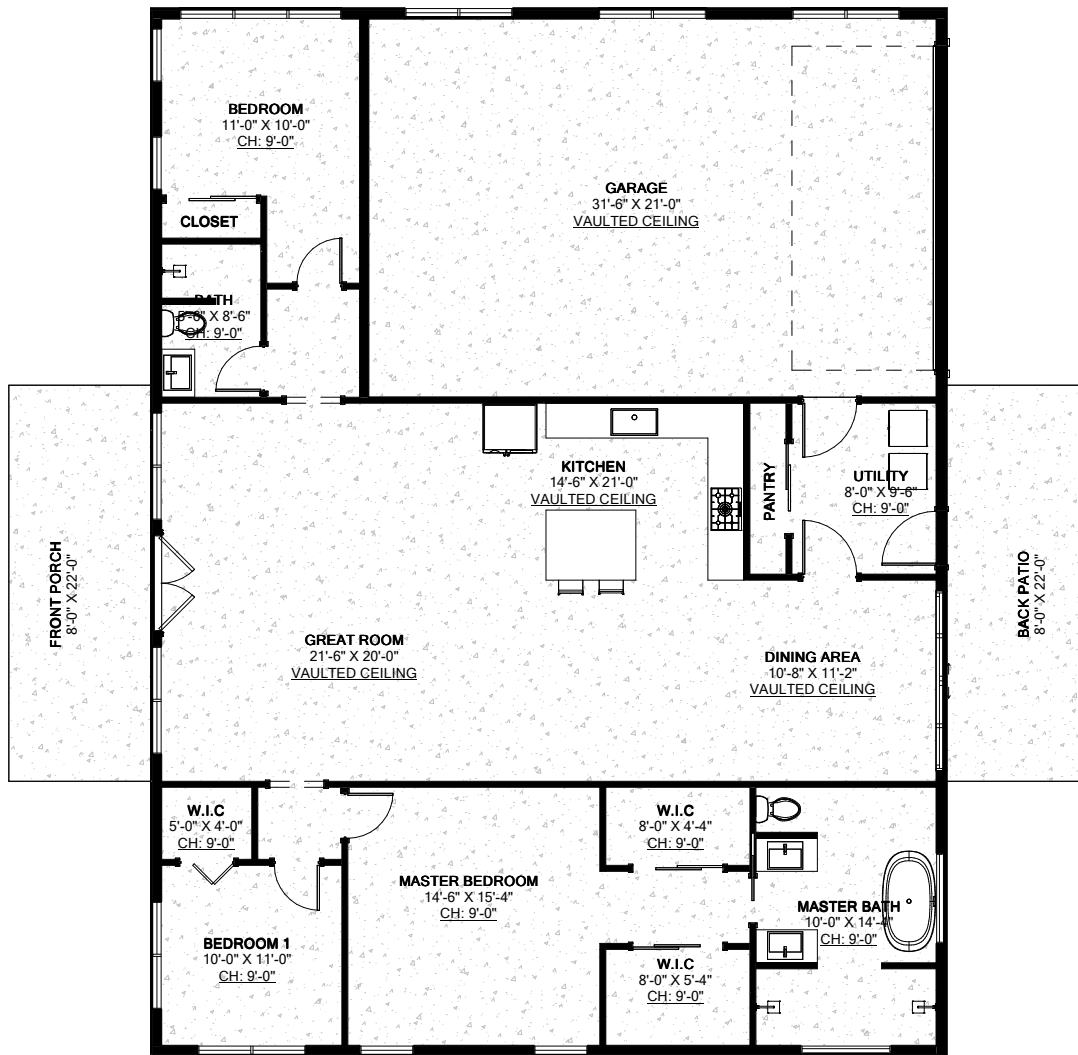
Bedrooms: 2	Living Area: 1,320 SF
Bathrooms: 2	Garage: 975 SF
Garages: 3	Porch: 380 SF
Width: 30'-0"	Patio: 0 SF
Depth: 62'-0"	Others: 0 SF

PLAN NAME

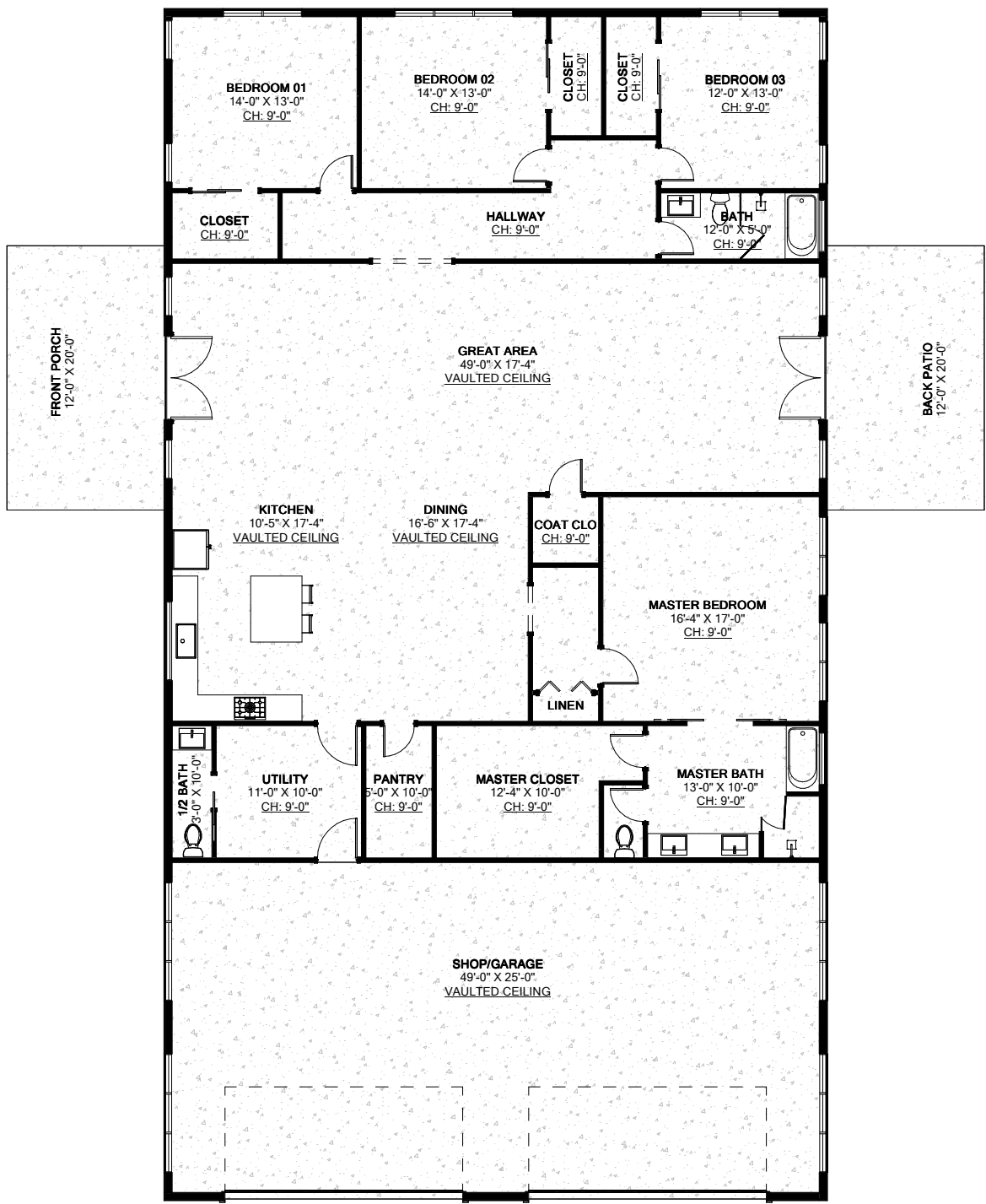
The Nelson Plan
(NE0462-A)

3 OF 6

These illustrations are an artist's representation of Stock Plan itself and may be slightly different than the actual Stock Plan itself. Author reserves the right to alter, update and improve Stock Plans at their discretion.



4	DESIGN INFORMATION & SQUARE FOOTAGE		PLAN NAME The Bowhay Plan (B01561-A)	4 OF 6
	Bedrooms: 3	Living Area: 1,854 SF		
	Bathrooms: 2	Garage: 700 SF		
	Garages: 2	Porch: 176 SF		
	Width: 44'-0"	Patio: 176 SF		
Depth: 58'-0"	Others: 0 SF			
These visual depictions serve as the artist's interpretation of the Stock Plan and may exhibit slight variations from the actual Stock Plan. The author retains the right to modify, update, and enhance Stock Plans at their discretion.				



5

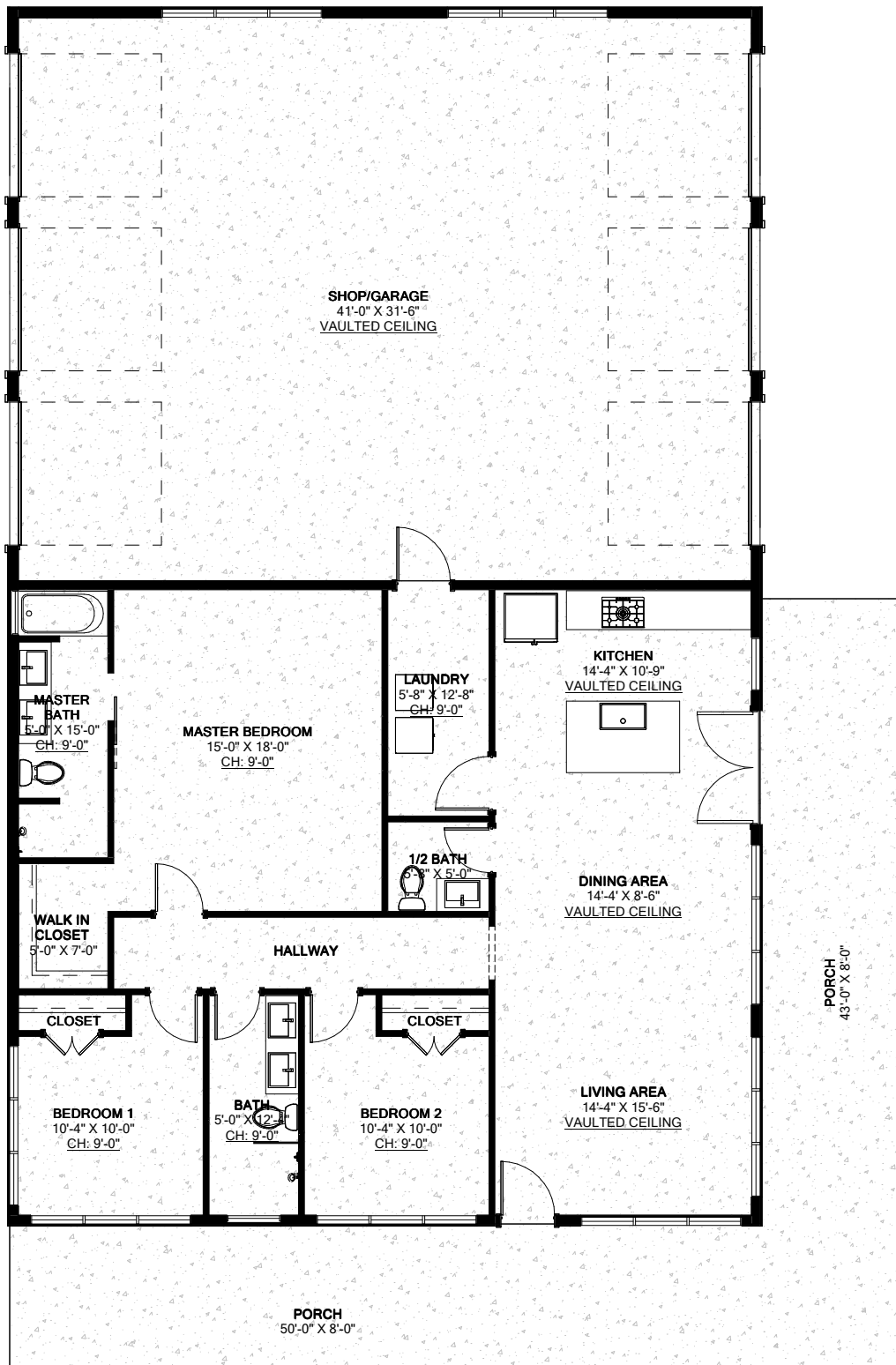
DESIGN INFORMATION & SQUARE FOOTAGE	
Bedrooms: 4	Living Area: 3,225 SF
Bathrooms: 2.5	Garage: 1,275 SF
Garages: 4	Porch: 240 SF
Width: 50'-0"	Patio: 240 SF
Depth: 90'-0"	Others: 0 SF

PLAN NAME

The Hutchinson Plan
(HU1571-A)

5 OF 6

These visual depictions serve as the artist's interpretation of the Stock Plan and may exhibit slight variations from the actual Stock Plan. The author retains the right to modify, update, and enhance Stock Plans at their discretion



6

DESIGN INFORMATION & SQUARE FOOTAGE

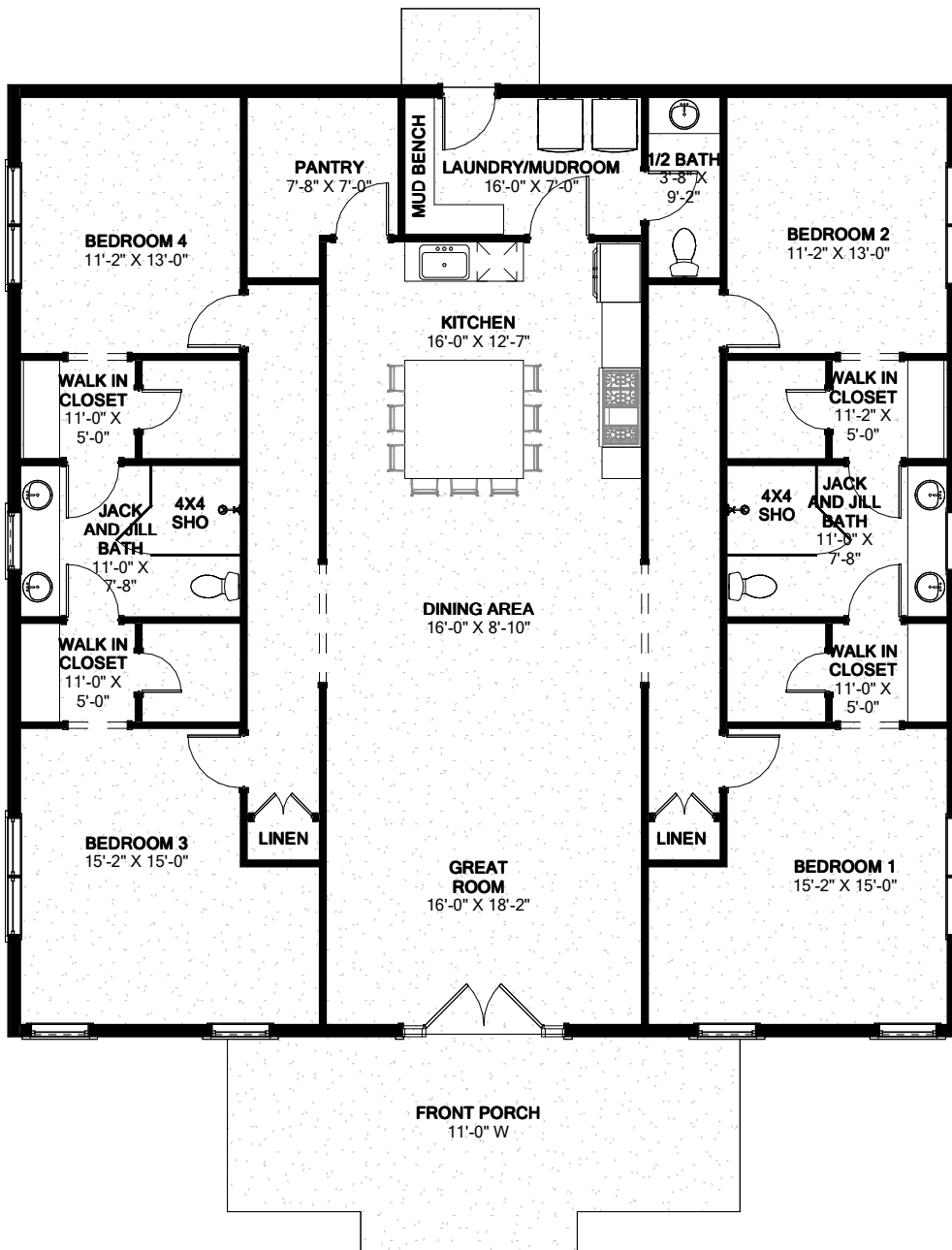
Bedrooms:	3	Living Area:	1,512 SF
Bathrooms:	2.5	Garage:	1,344 SF
Garages:	3	Porch:	680 SF
Width:	42'-0"	Patio:	0 SF
Depth:	68'-0"	Others:	0 SF

PLAN NAME

The Cheviot Plan
(CH1581-A)

6 OF 6

These visual depictions serve as the artist's interpretation of the Stock Plan and may exhibit slight variations from the actual Stock Plan. The author retains the right to modify, update, and enhance Stock Plans at their discretion.



1

DESIGN INFORMATION & SQUARE FOOTAGE

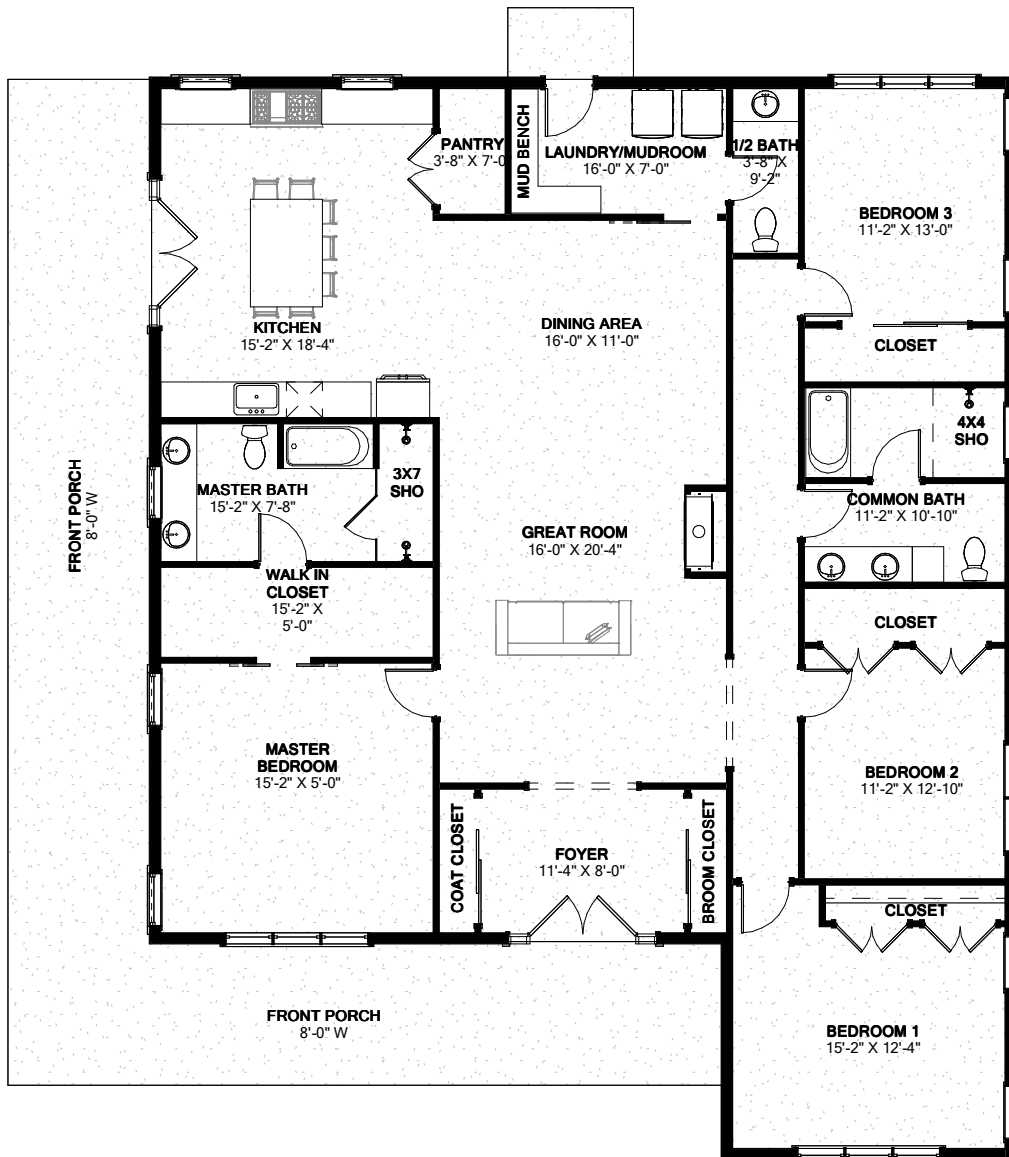
Bedrooms:	4	Living Area:	2,304 SF
Bathrooms:	2.5	Garage:	0 SF
Garages:	0	Porch:	256 SF
Width:	48'-0"	Patio:	0 SF
Depth:	48'-0"	Others:	0 SF

PLAN NAME

The Ramside Plan
(RA0524-A)

1 OF 10

These illustrations are an artist's representation of Stock Plan itself and may be slightly different than the actual Stock Plan itself. Author reserves the right to alter, update and improve Stock Plans at their discretion.



2

DESIGN INFORMATION & SQUARE FOOTAGE

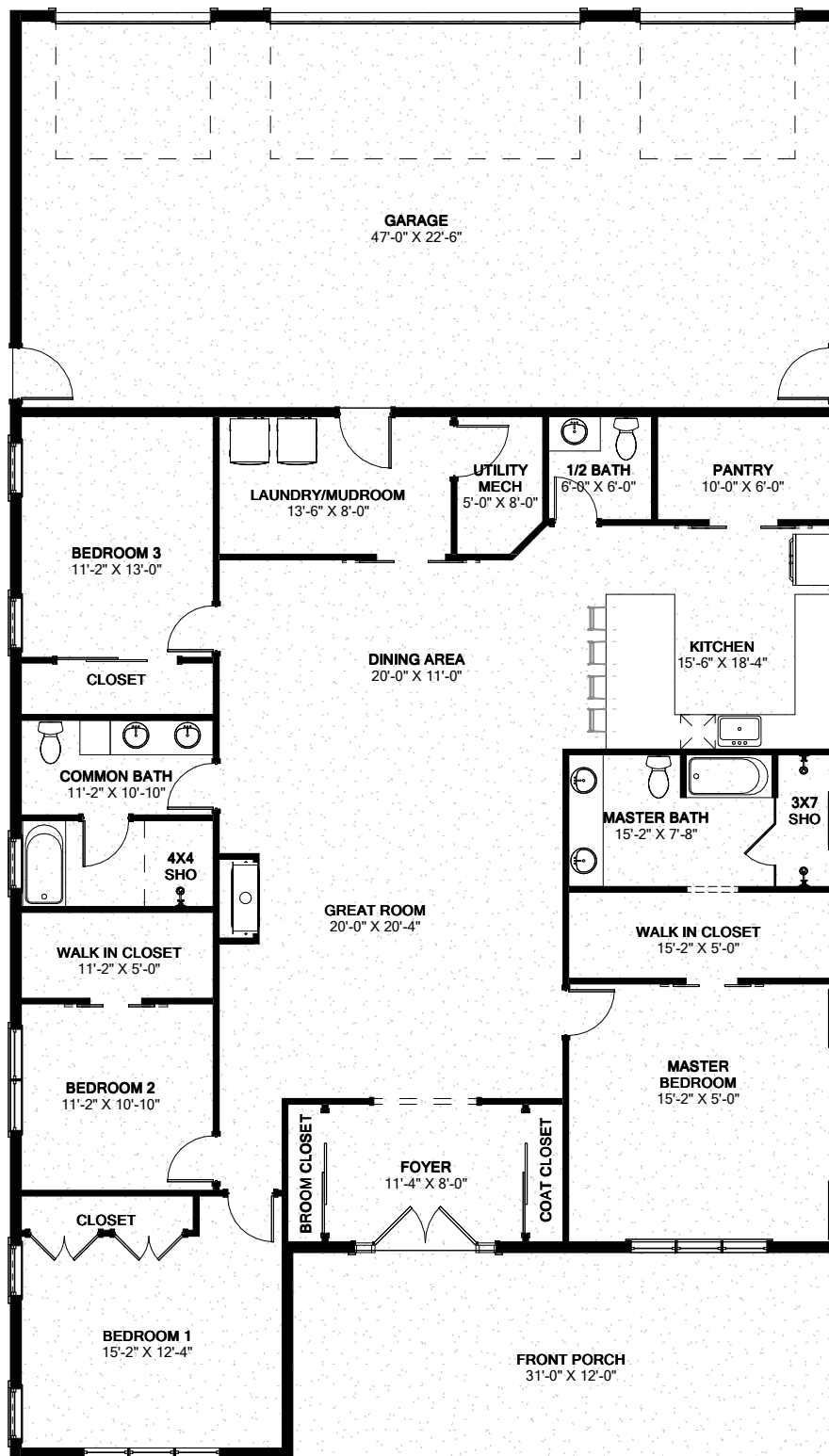
Bedrooms: 4	Living Area: 2,500 SF
Bathrooms: 2.5	Garage: 0 SF
Garages: 0	Porch: 703 SF
Width: 48'-0"	Patio: 0 SF
Depth: 56'-0"	Others: 0 SF

PLAN NAME

The Walton Plan
(WA0534-A)

2 OF 10

These illustrations are an artist's representation of Stock Plan itself and may be slightly different than the actual Stock Plan itself. Author reserves the right to alter, update and improve Stock Plans at their discretion.



3

DESIGN INFORMATION & SQUARE FOOTAGE

Bedrooms: 4	Living Area: 2,546 SF
Bathrooms: 2.5	Garage: 1,105 SF
Garages: 4	Porch: 382 SF
Width: 48'-0"	Patio: 0 SF
Depth: 84'-0"	Others: 0 SF

PLAN NAME

The Coopersale Plan
(C00544-A)

3 OF 10

These illustrations are an artist's representation of Stock Plan itself and may be slightly different than the actual Stock Plan itself. Author reserves the right to alter, update and improve Stock Plans at their discretion.



1 GROUND FLOOR PLAN
3/16" = 1'-0"

4

DESIGN INFORMATION & SQUARE FOOTAGE

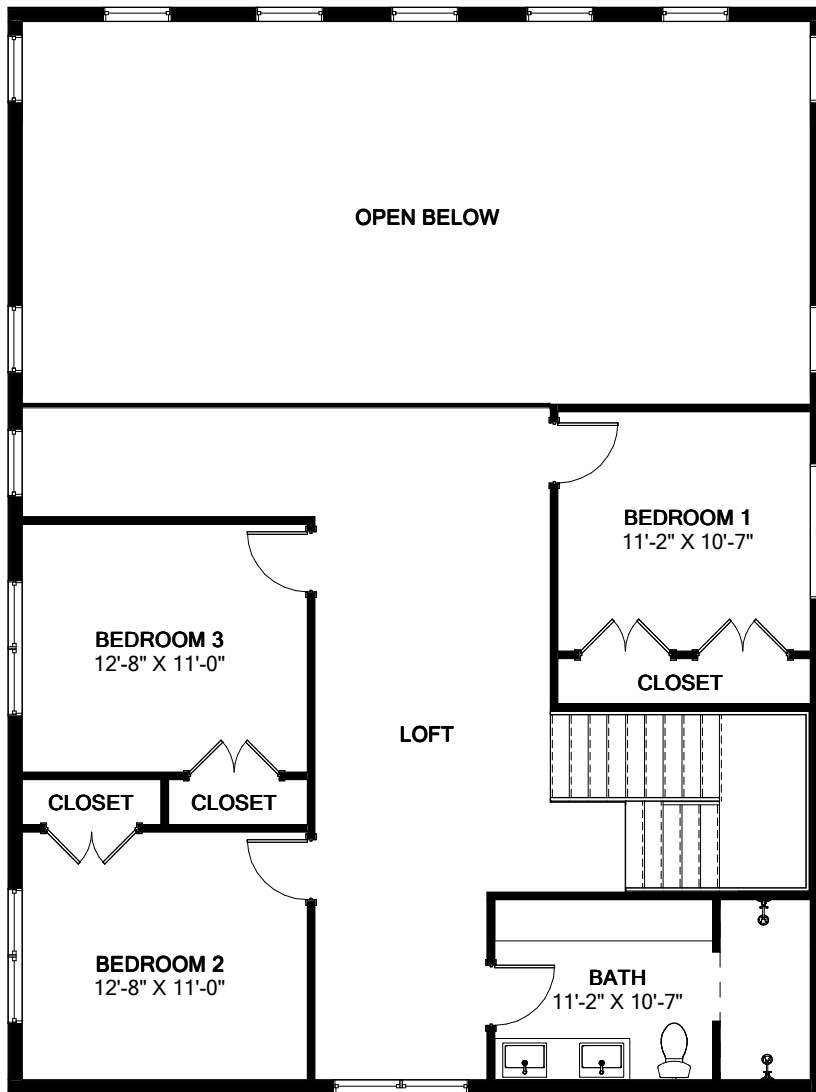
Bedrooms:	4	Living Area:	2,744 SF
Bathrooms:	2.5	Garage:	0 SF
Garages:	0	Porch:	806 SF
Width:	36'-0"	Patio:	0 SF
Depth:	48'-0"	Others:	0 SF

PLAN NAME

The Newlands Plan
(NE0554-A)

4 OF 10

These illustrations are an artist's representation of Stock Plan itself and may be slightly different than the actual Stock Plan itself. Author reserves the right to alter, update and improve Stock Plans at their discretion.



1 SECOND FLOOR PLAN
3/16" = 1'-0"

4

DESIGN INFORMATION & SQUARE FOOTAGE

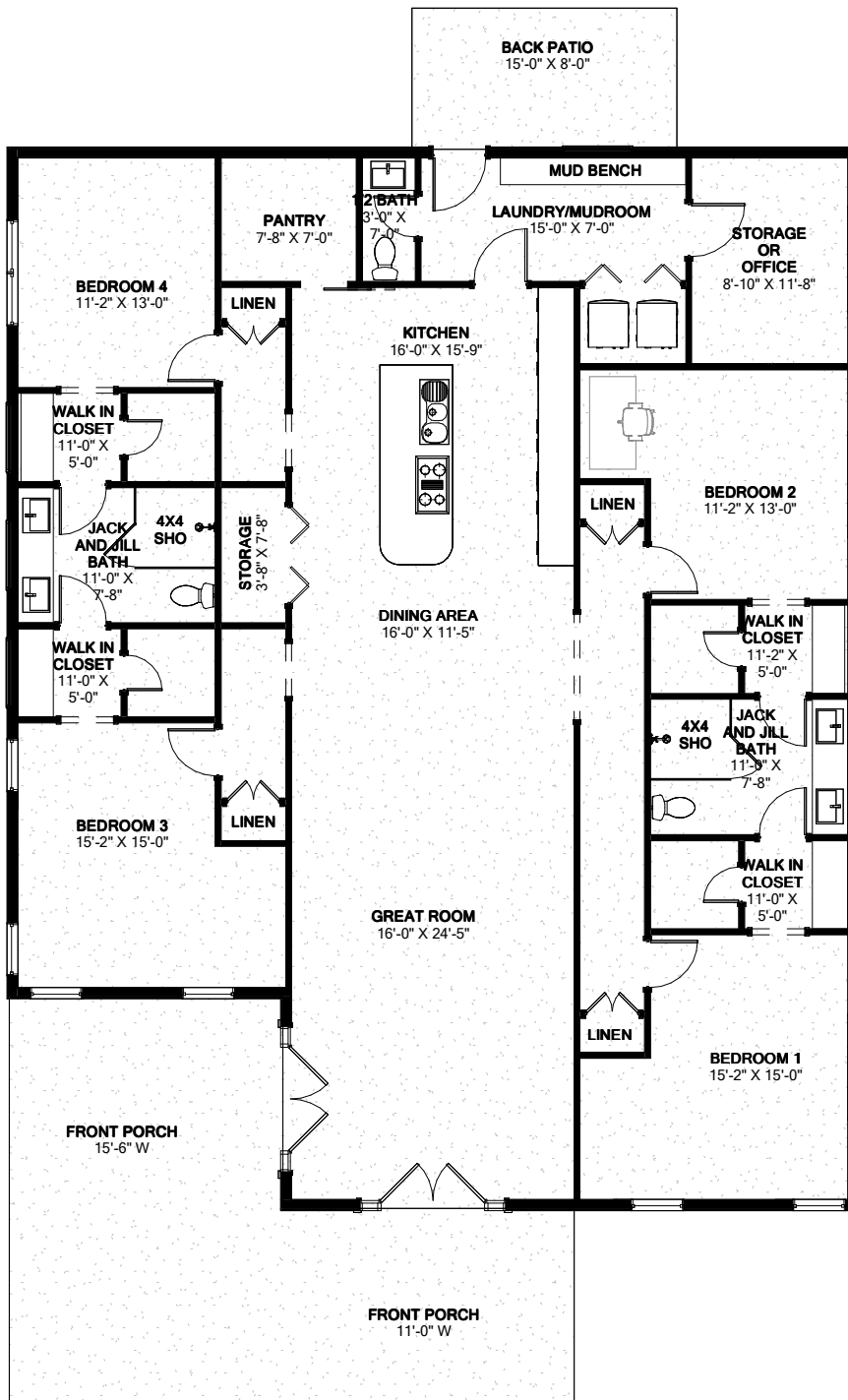
Bedrooms:	4	Living Area:	2,744 SF
Bathrooms:	2.5	Garage:	0 SF
Garages:	0	Porch:	806 SF
Width:	36'-0"	Patio:	0 SF
Depth:	48'-0"	Others:	0 SF

PLAN NAME

The Newlands Plan
(NE0554-A)

4 OF 10

These illustrations are an artist's representation of Stock Plan itself and may be slightly different than the actual Stock Plan itself. Author reserves the right to alter, update and improve Stock Plans at their discretion.



5

DESIGN INFORMATION & SQUARE FOOTAGE

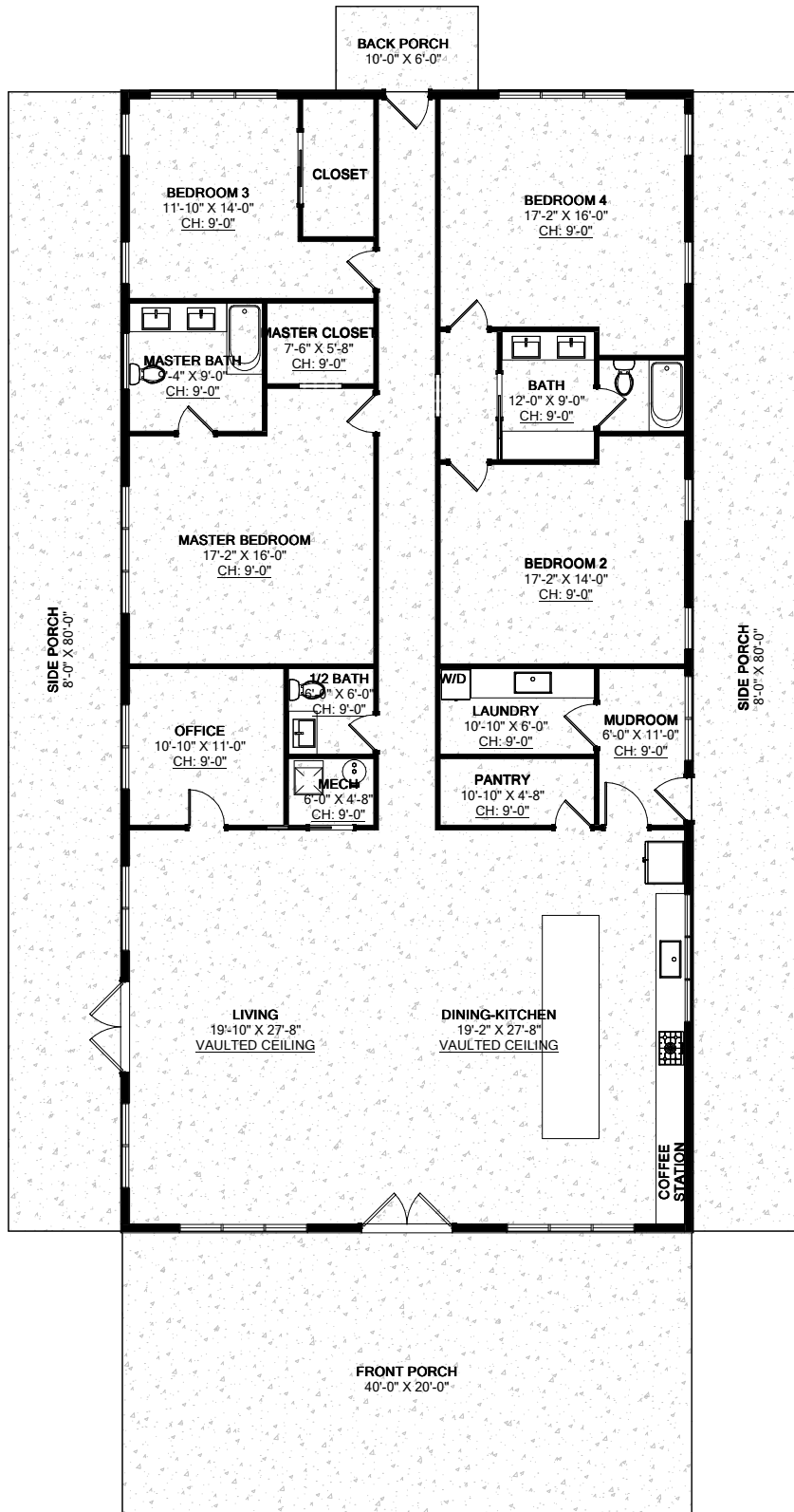
Bedrooms:	4	Living Area:	2,694 SF
Bathrooms:	2.5	Garage:	0 SF
Garages:	0	Porch:	538 SF
Width:	48'-0"	Patio:	120 SF
Depth:	60'-0"	Others:	0 SF

PLAN NAME

The Westbrook Plan
(WE0564-A)

5 OF 10

These illustrations are an artist's representation of Stock Plan itself and may be slightly different than the actual Stock Plan itself. Author reserves the right to alter, update and improve Stock Plans at their discretion.



6

DESIGN INFORMATION & SQUARE FOOTAGE

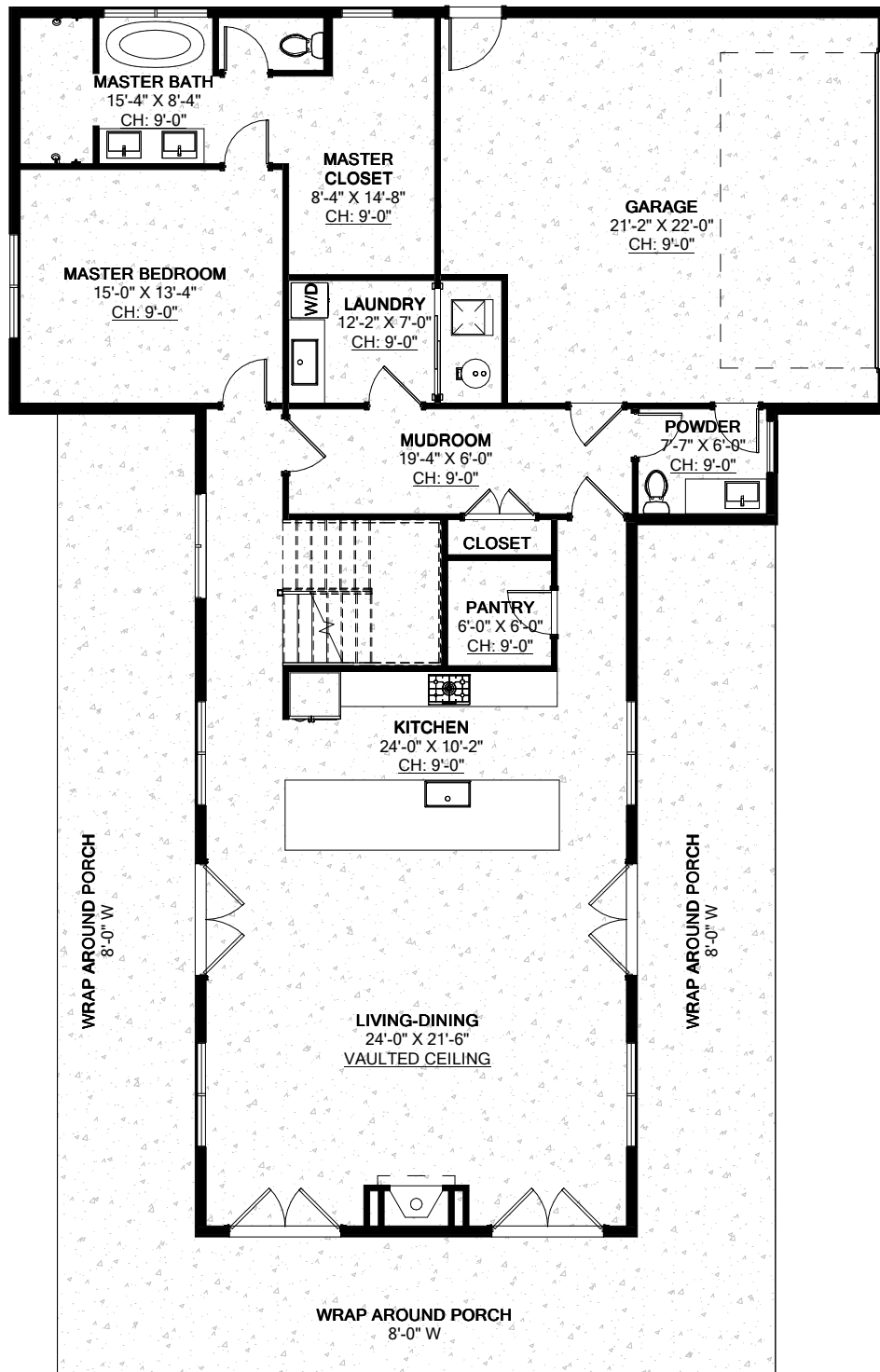
Bedrooms: 4	Living Area: 3,200 SF
Bathrooms: 2.5	Garage: 0 SF
Garages: 0	Porch: 1340 SF
Width: 40'-0"	Patio: 800 SF
Depth: 80'-0"	Others: 0 SF

PLAN NAME

The Denholme Plan
(DE1591-A)

6 OF 10

These visual depictions serve as the artist's interpretation of the Stock Plan and may exhibit slight variations from the actual Stock Plan. The author retains the right to modify, update, and enhance Stock Plans at their discretion.



7

DESIGN INFORMATION & SQUARE FOOTAGE

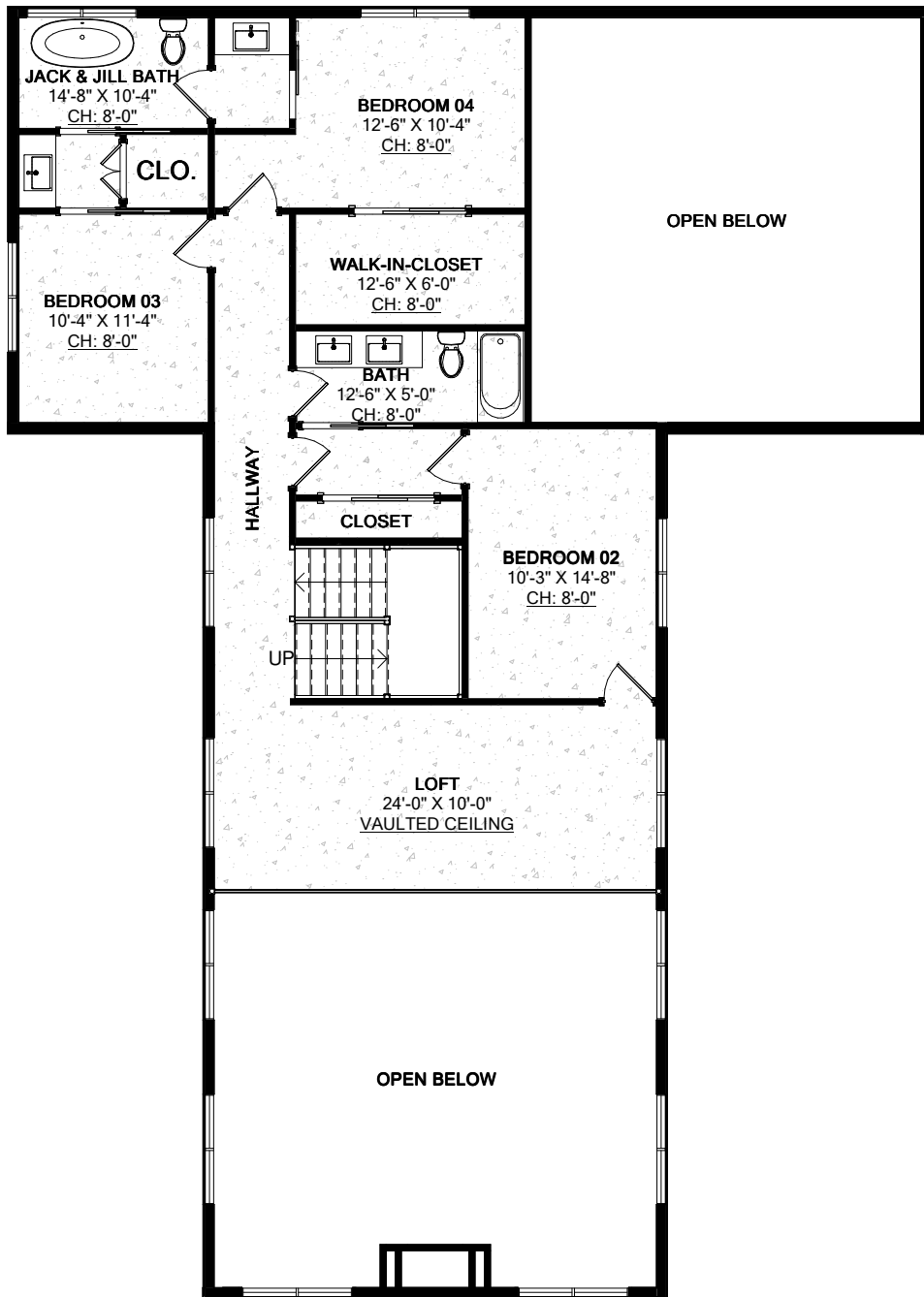
Bedrooms:	4	Living Area:	2,979 SF
Bathrooms:	3.5	Garage:	545 SF
Garages:	2	Porch:	1030 SF
Width:	50'-0"	Patio:	0 SF
Depth:	70'-0"	Others:	0 SF

PLAN NAME

The Southbury Plan
(S01602-A)

7 OF 10

These visual depictions serve as the artist's interpretation of the Stock Plan and may exhibit slight variations from the actual Stock Plan. The author retains the right to modify, update, and enhance Stock Plans at their discretion.



7

DESIGN INFORMATION & SQUARE FOOTAGE

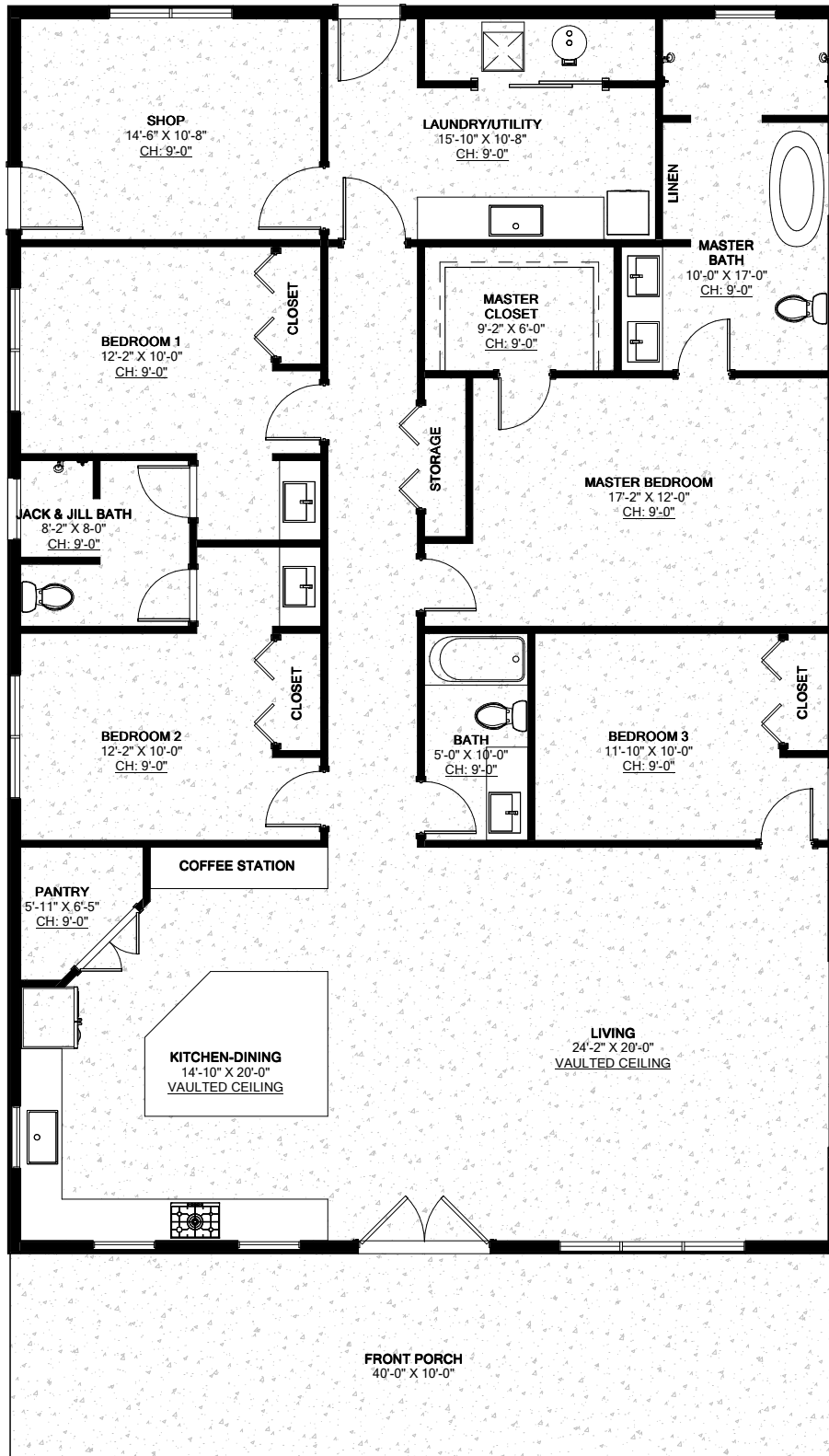
Bedrooms: 4	Living Area: 2,979 SF
Bathrooms: 3.5	Garage: 545 SF
Garages: 2	Porch: 1030 SF
Width: 50'-0"	Patio: 0 SF
Depth: 70'-0"	Others: 0 SF

PLAN NAME

The Southbury Plan
(S01602-A)

7 OF 10

These visual depictions serve as the artist's interpretation of the Stock Plan and may exhibit slight variations from the actual Stock Plan. The author retains the right to modify, update, and enhance Stock Plans at their discretion.



8

DESIGN INFORMATION & SQUARE FOOTAGE

Bedrooms:	4	Living Area:	2,400 SF
Bathrooms:	3	Garage:	0 SF
Garages:	0	Porch:	400 SF
Width:	40'-0"	Patio:	0 SF
Depth:	60'-0"	Others:	0 SF

PLAN NAME

The Saunton Plan
(SA1611-A)

8 OF 10

These visual depictions serve as the artist's interpretation of the Stock Plan and may exhibit slight variations from the actual Stock Plan. The author retains the right to modify, update, and enhance Stock Plans at their discretion



9

DESIGN INFORMATION & SQUARE FOOTAGE

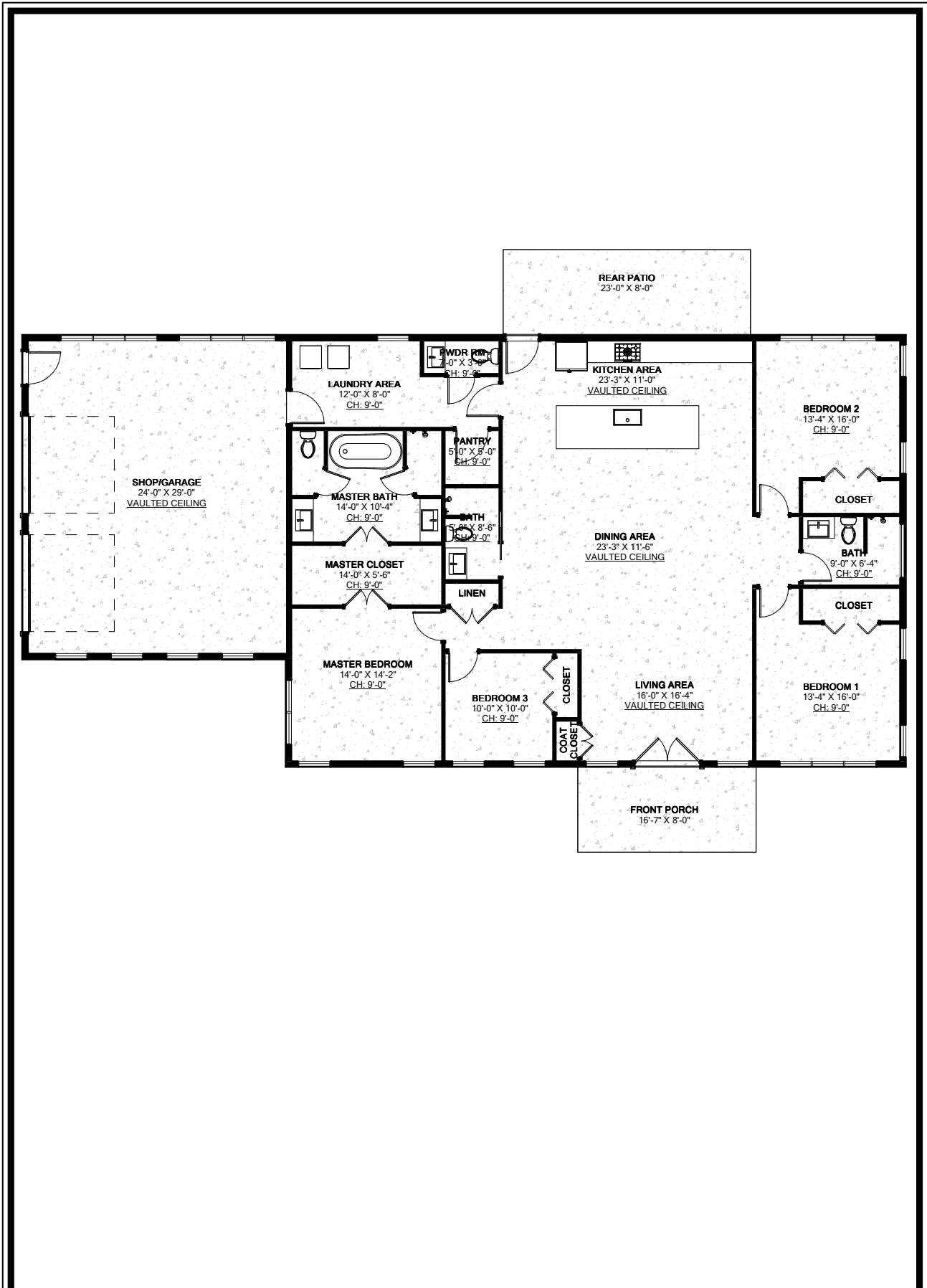
Bedrooms:	4	Living Area:	1,500 SF
Bathrooms:	3	Garage:	625 SF
Garages:	0	Porch:	195 SF
Width:	54'-0"	Patio:	144 SF
Depth:	58'-0"	Others:	0 SF

PLAN NAME

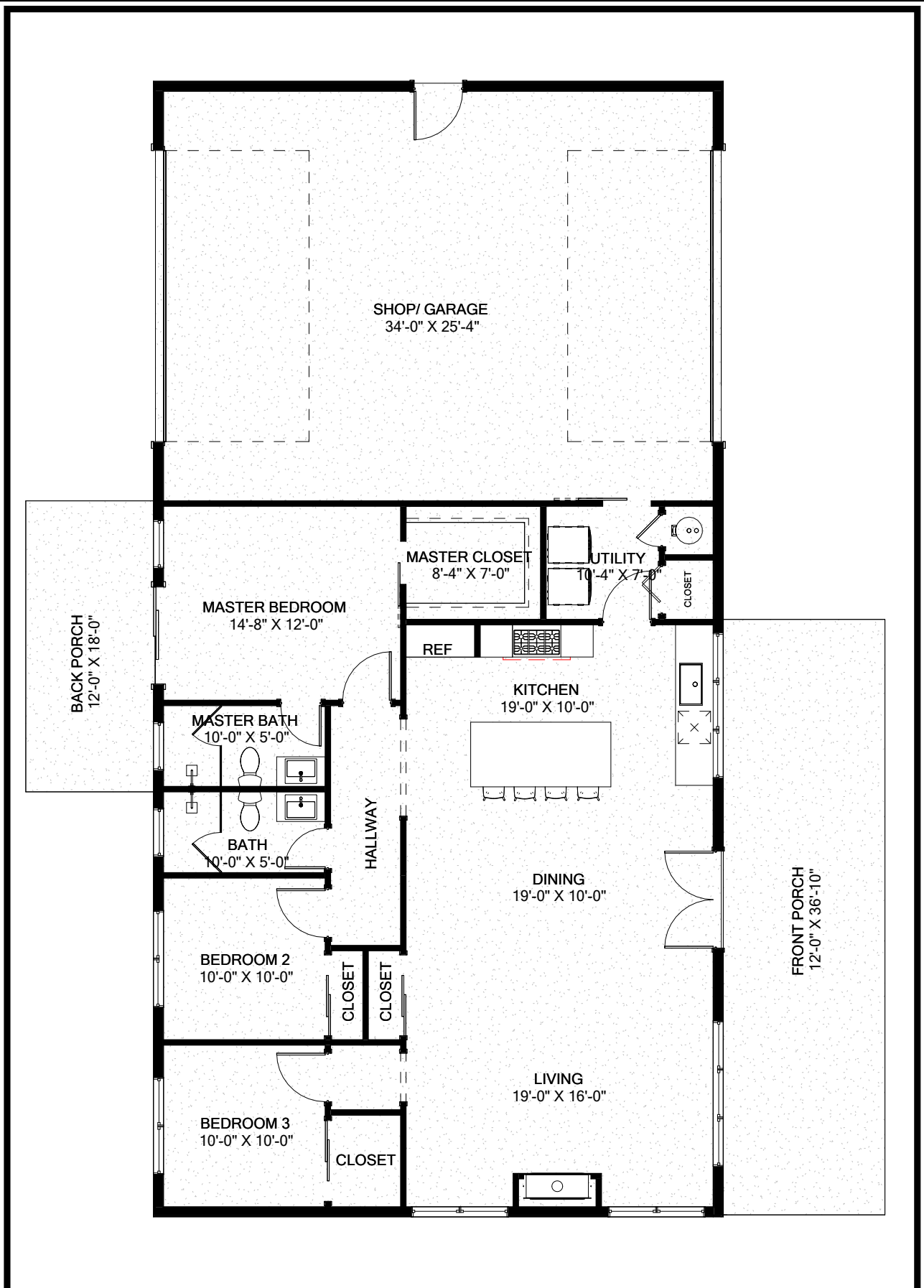
The Cromer Plan
(CR1621-A)

9 OF 10

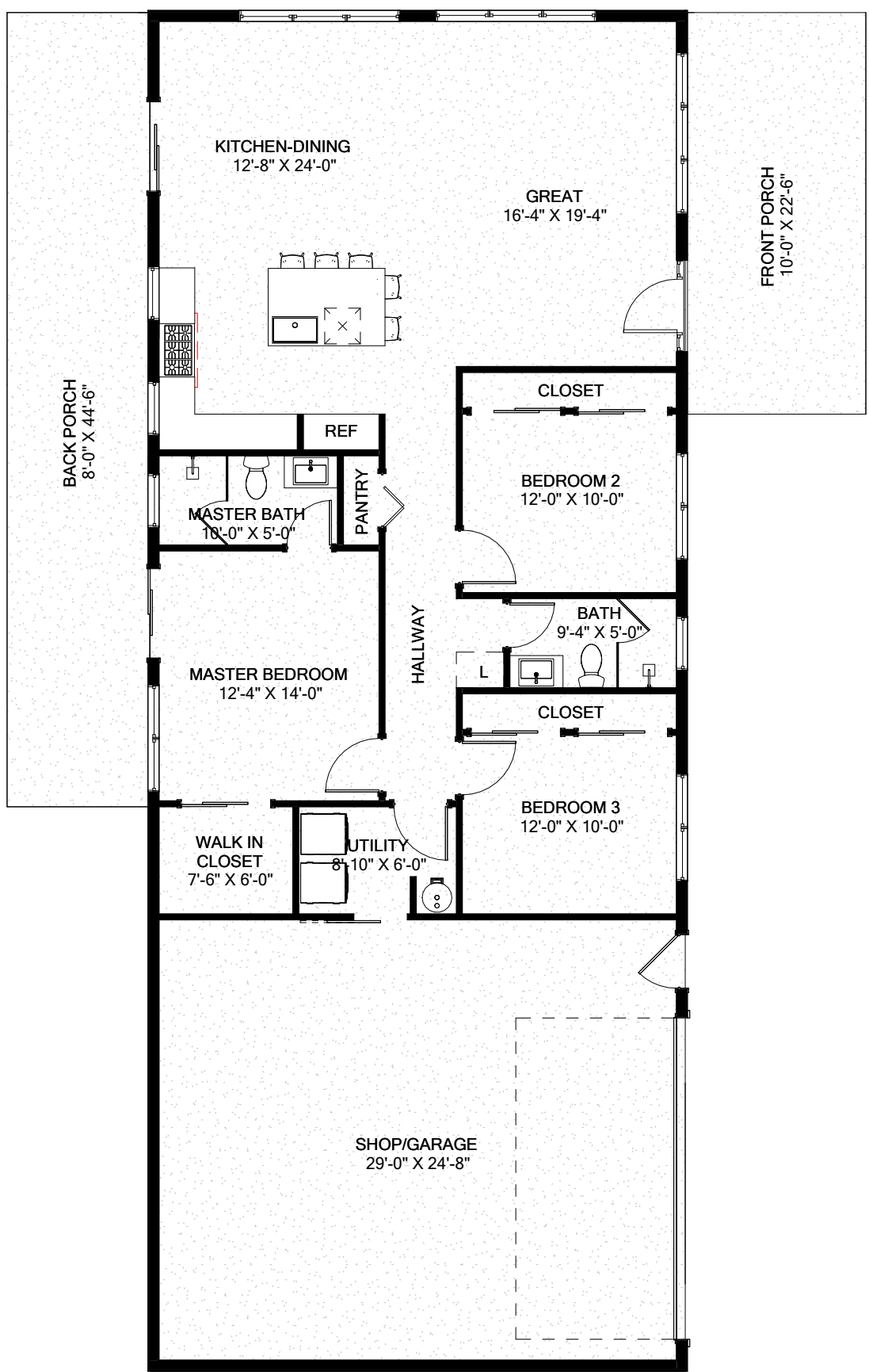
These visual depictions serve as the artist's interpretation of the Stock Plan and may exhibit slight variations from the actual Stock Plan. The author retains the right to modify, update, and enhance Stock Plans at their discretion.



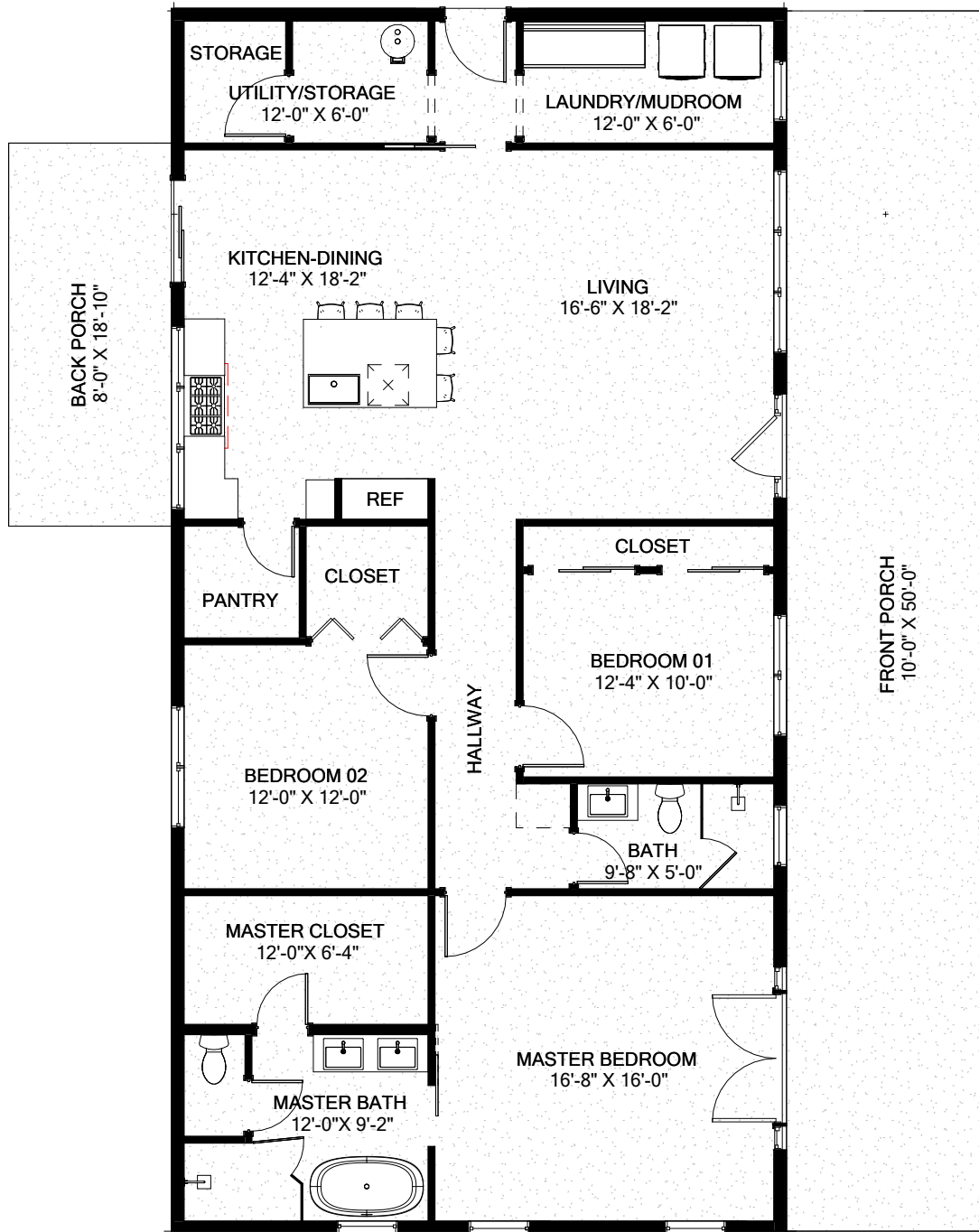
10	DESIGN INFORMATION & SQUARE FOOTAGE		PLAN NAME	10 OF 10
	Bedrooms: 4	Living Area: 2,300 SF	The Manston Plan (MA1631-A)	
	Bathrooms: 3.5	Garage: 735 SF		
	Garages: 0	Porch: 195 SF		
	Width: 82'-0"	Patio: 133 SF		
Depth: 40'-0"	Others: 0 SF			
These visual depictions serve as the artist's interpretation of the Stock Plan and may exhibit slight variations from the actual Stock Plan. The author retains the right to modify, update, and enhance Stock Plans at their discretion				



1	DESIGN INFORMATION & SQUARE FOOTAGE		PLAN NAME The Glenwood Plan (GL0573-A)	1 OF 12
	Bedrooms: 3	Living Area: 1,865 SF		
	Bathrooms: 2	Garage: 760 SF		
	Garages: 4	Porch: 512 SF		
	Width: 35'-0"	Patio: 0 SF		
Depth: 70'-0"	Others: 0 SF			
These illustrations are an artist's representation of Stock Plan itself and may be slightly different than the actual Stock Plan itself. Author reserves the right to alter, update and improve Stock Plans at their discretion.				



2	DESIGN INFORMATION & SQUARE FOOTAGE		PLAN NAME The Cranbrook Plan (CR0583-A)	2 OF 12
	Bedrooms: 3	Living Area: 1,865 SF		
	Bathrooms: 2	Garage: 715 SF		
	Garages: 2	Porch: 581 SF		
	Width: 30'-0"	Patio: 0 SF		
Depth: 75'-0"	Others: 0 SF			
These illustrations are an artist's representation of Stock Plan itself and may be slightly different than the actual Stock Plan itself. Author reserves the right to alter, update and improve Stock Plans at their discretion.				



3

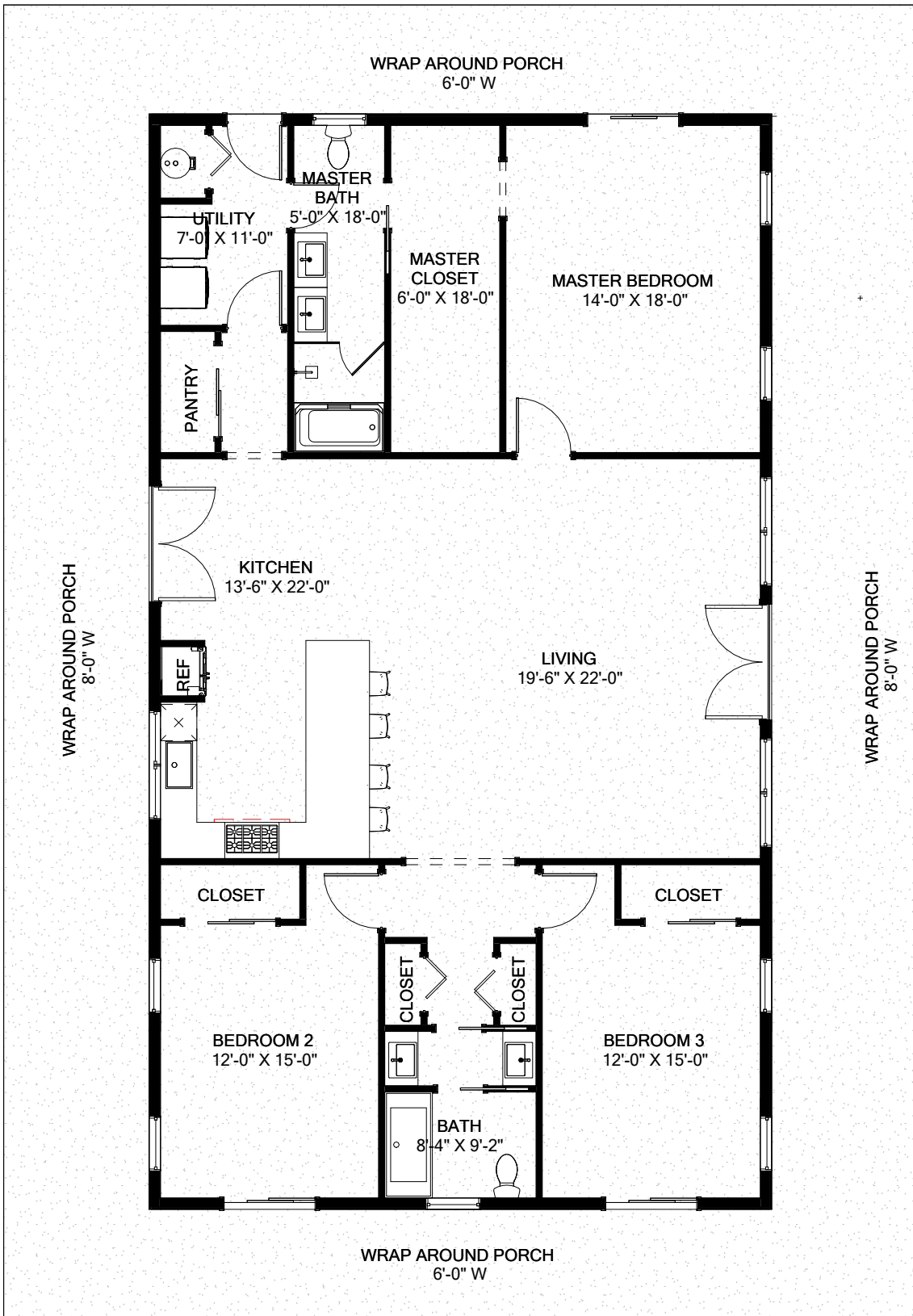
DESIGN INFORMATION & SQUARE FOOTAGE	
Bedrooms: 3	Living Area: 1,800 SF
Bathrooms: 2	Garage: 0 SF
Garages: 0	Porch: 750 SF
Width: 30'-0"	Patio: 0 SF
Depth: 60'-0"	Others: 0 SF

PLAN NAME

The Primrose Plan
(PR0593-A)

3 OF 12

These illustrations are an artist's representation of Stock Plan itself and may be slightly different than the actual Stock Plan itself. Author reserves the right to alter, update and improve Stock Plans at their discretion.



4

DESIGN INFORMATION & SQUARE FOOTAGE	
Bedrooms:	3
Bathrooms:	2
Garages:	0
Width:	34'-0"
Depth:	60'-0"
Living Area:	2,040 SF
Garage:	0 SF
Porch:	1517 SF
Patio:	0 SF
Others:	0 SF

PLAN NAME

The Masefield Plan
(MA0603-A)

4 OF 12

These illustrations are an artist's representation of Stock Plan itself and may be slightly different than the actual Stock Plan itself. Author reserves the right to alter, update and improve Stock Plans at their discretion.



5

DESIGN INFORMATION & SQUARE FOOTAGE

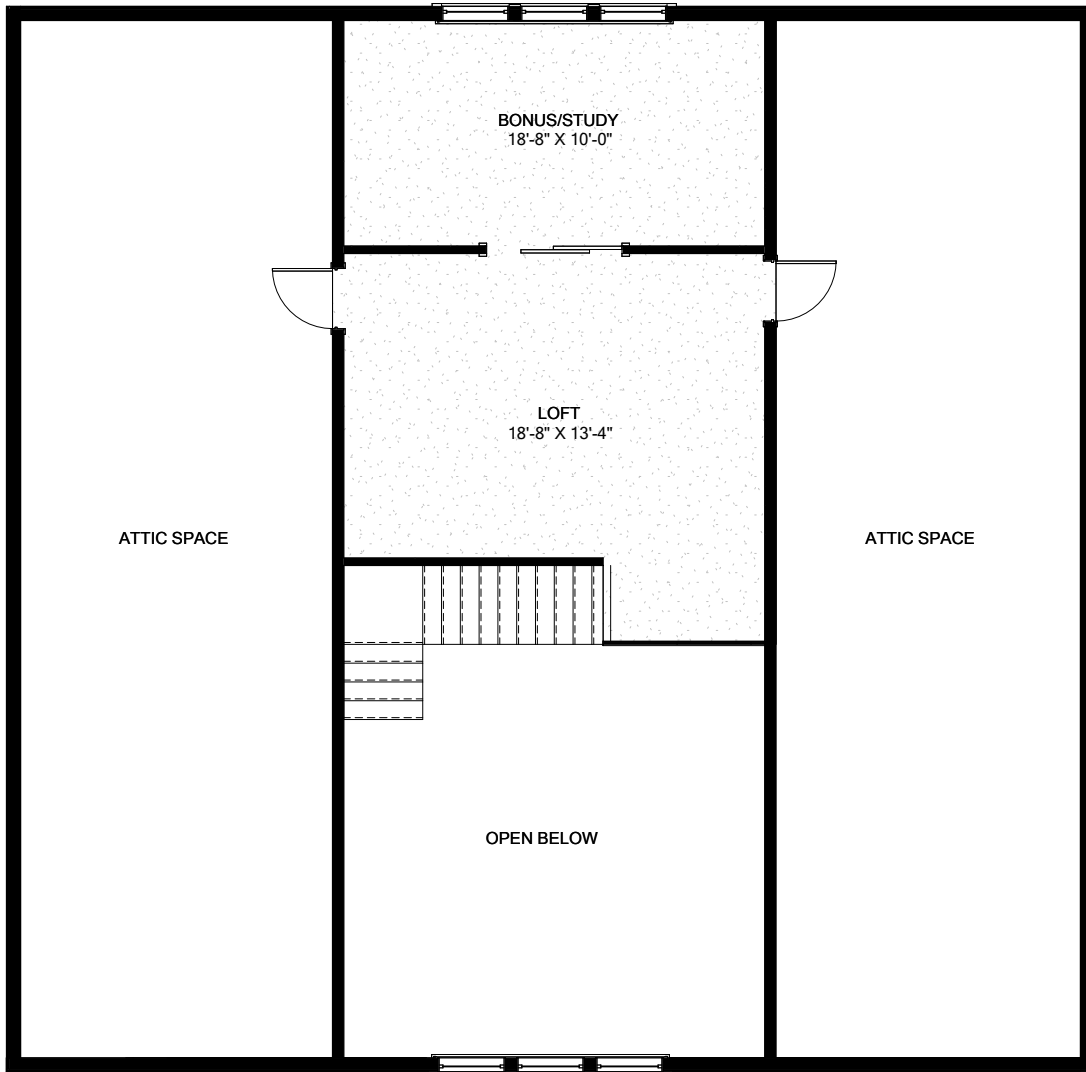
Bedrooms: 3	Living Area: 2,656 SF
Bathrooms: 2.5	Garage: 0 SF
Garages: 0	Porch: 100 SF
Width: 48'-0"	Patio: 352 SF
Depth: 47'-0"	Others: 0 SF

PLAN NAME

The Stafford Plan
(ST0613-A)

5 OF 12

These illustrations are an artist's representation of Stock Plan itself and may be slightly different than the actual Stock Plan itself. Author reserves the right to alter, update and improve Stock Plans at their discretion.



5

DESIGN INFORMATION & SQUARE FOOTAGE

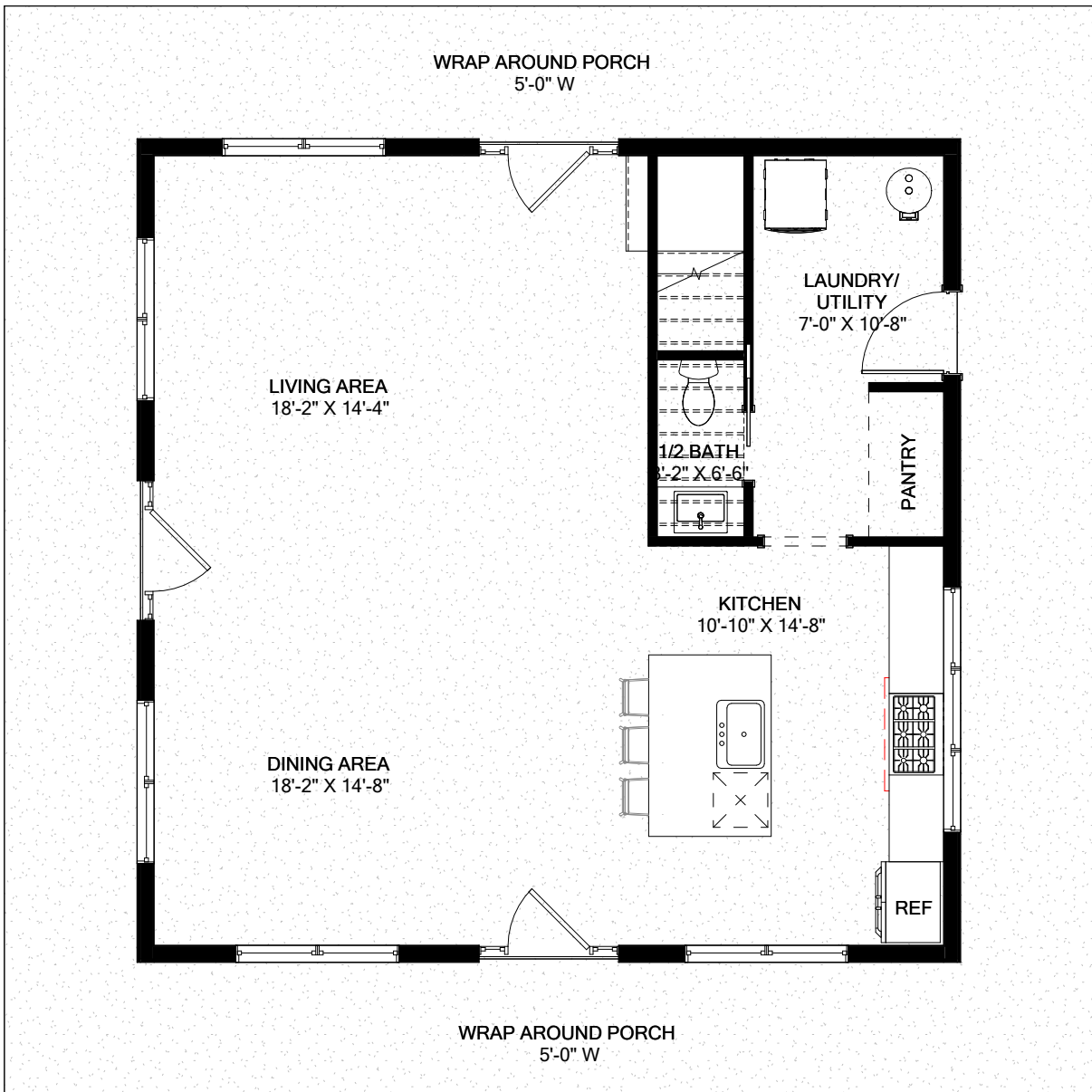
Bedrooms: 3	Living Area: 2,656 SF
Bathrooms: 2.5	Garage: 0 SF
Garages: 0	Porch: 100 SF
Width: 48'-0"	Patio: 352 SF
Depth: 47'-0"	Others: 0 SF

PLAN NAME

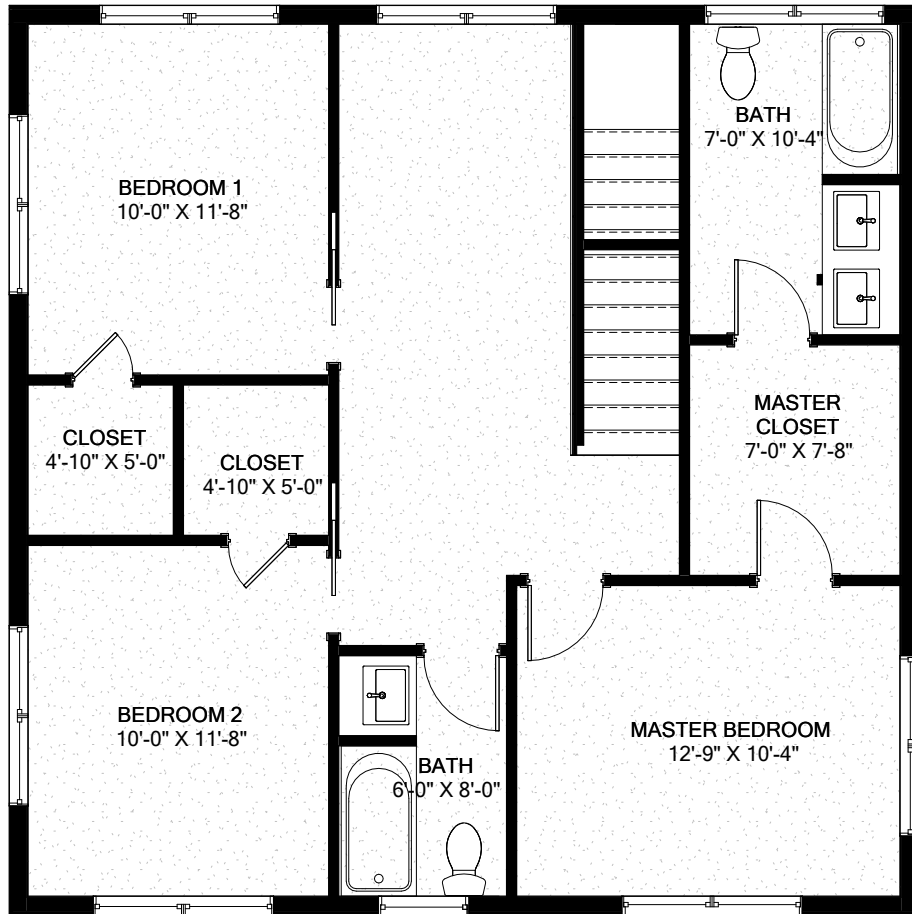
The Stafford Plan
(ST0613-A)

5 OF 12

These illustrations are an artist's representation of Stock Plan itself and may be slightly different than the actual Stock Plan itself. Author reserves the right to alter, update and improve Stock Plans at their discretion.



6	DESIGN INFORMATION & SQUARE FOOTAGE		PLAN NAME The Montrose Plan (M00623-A)	6 OF 12
	Bedrooms: 3	Living Area: 1,750 SF		
	Bathrooms: 2.5	Garage: 0 SF		
	Garages: 0	Porch: 700 SF		
	Width: 30'-0"	Patio: 0 SF		
Depth: 30'-0"	Others: 0 SF			
These illustrations are an artist's representation of Stock Plan itself and may be slightly different than the actual Stock Plan itself. Author reserves the right to alter, update and improve Stock Plans at their discretion.				



6

DESIGN INFORMATION & SQUARE FOOTAGE

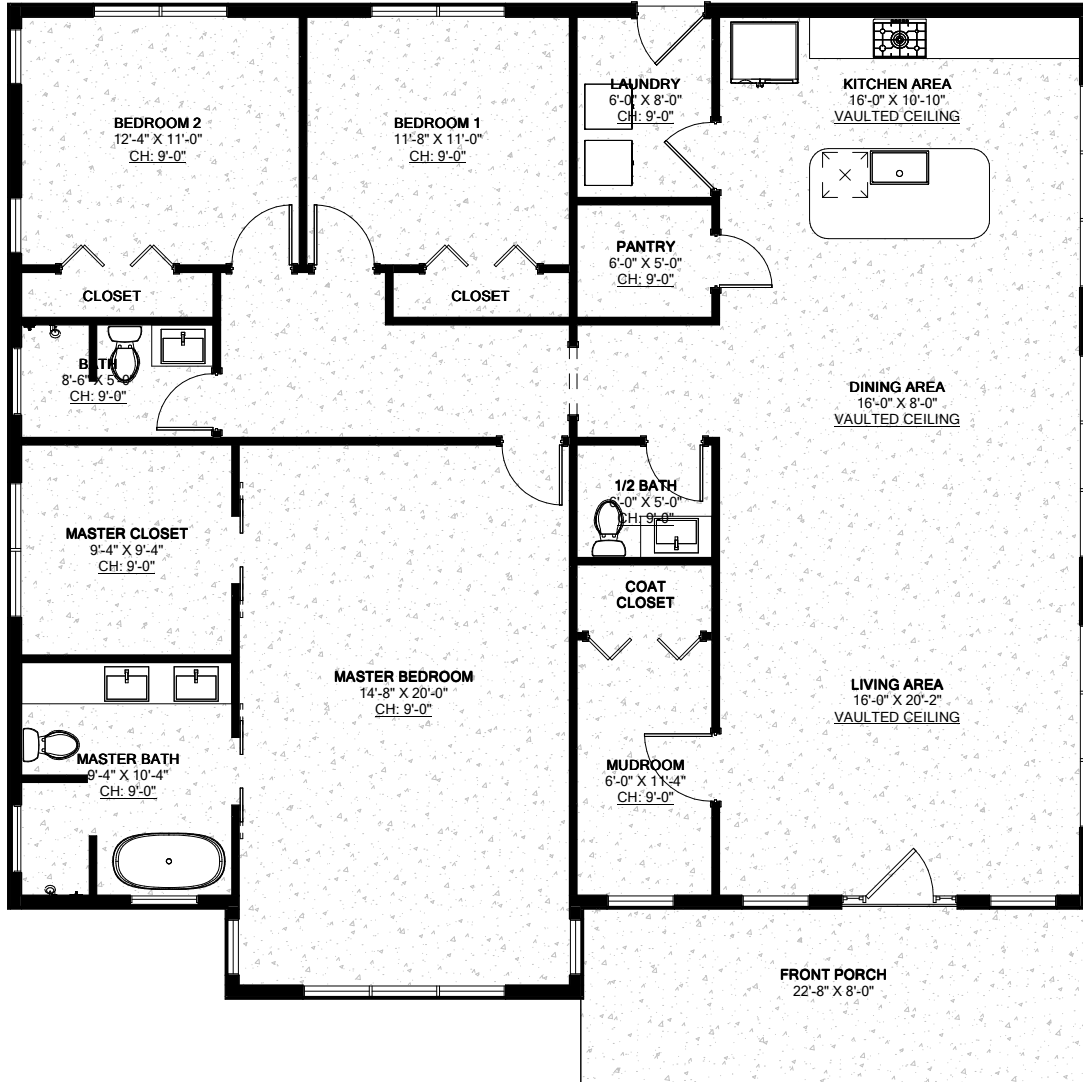
Bedrooms:	3	Living Area:	1,750 SF
Bathrooms:	2.5	Garage:	0 SF
Garages:	0	Porch:	700 SF
Width:	30'-0"	Patio:	0 SF
Depth:	30'-0"	Others:	0 SF

PLAN NAME

The Montrose Plan
(M00623-A)

6 OF 12

These illustrations are an artist's representation of Stock Plan itself and may be slightly different than the actual Stock Plan itself. Author reserves the right to alter, update and improve Stock Plans at their discretion.



7

DESIGN INFORMATION & SQUARE FOOTAGE

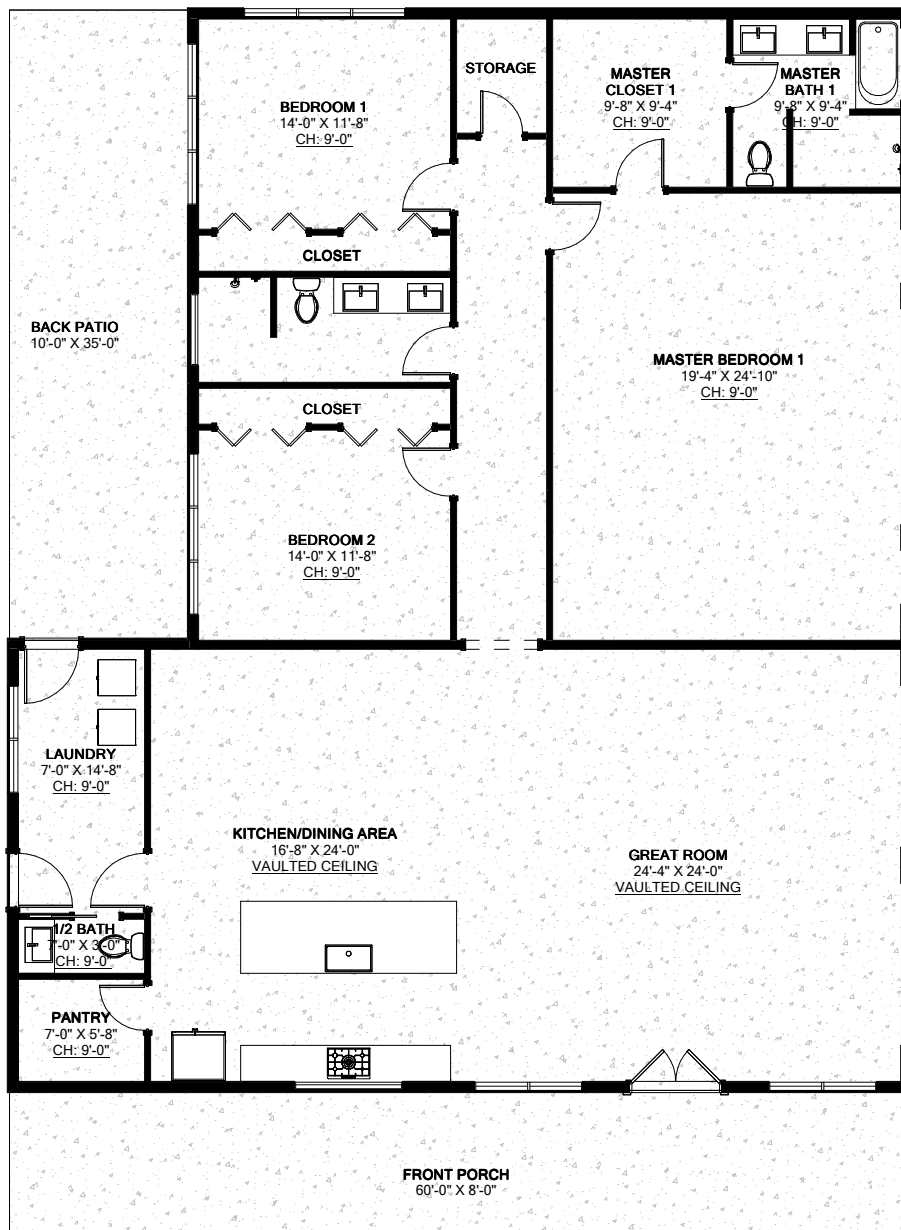
Bedrooms:	3	Living Area:	1,983 SF
Bathrooms:	2.5	Garage:	0 SF
Garages:	0	Porch:	182 SF
Width:	48'-0"	Patio:	0 SF
Depth:	44'-0"	Others:	0 SF

PLAN NAME

The Appleton Plan
(AP1641-A)

7 OF 12

These visual depictions serve as the artist's interpretation of the Stock Plan and may exhibit slight variations from the actual Stock Plan. The author retains the right to modify, update, and enhance Stock Plans at their discretion



8

DESIGN INFORMATION & SQUARE FOOTAGE

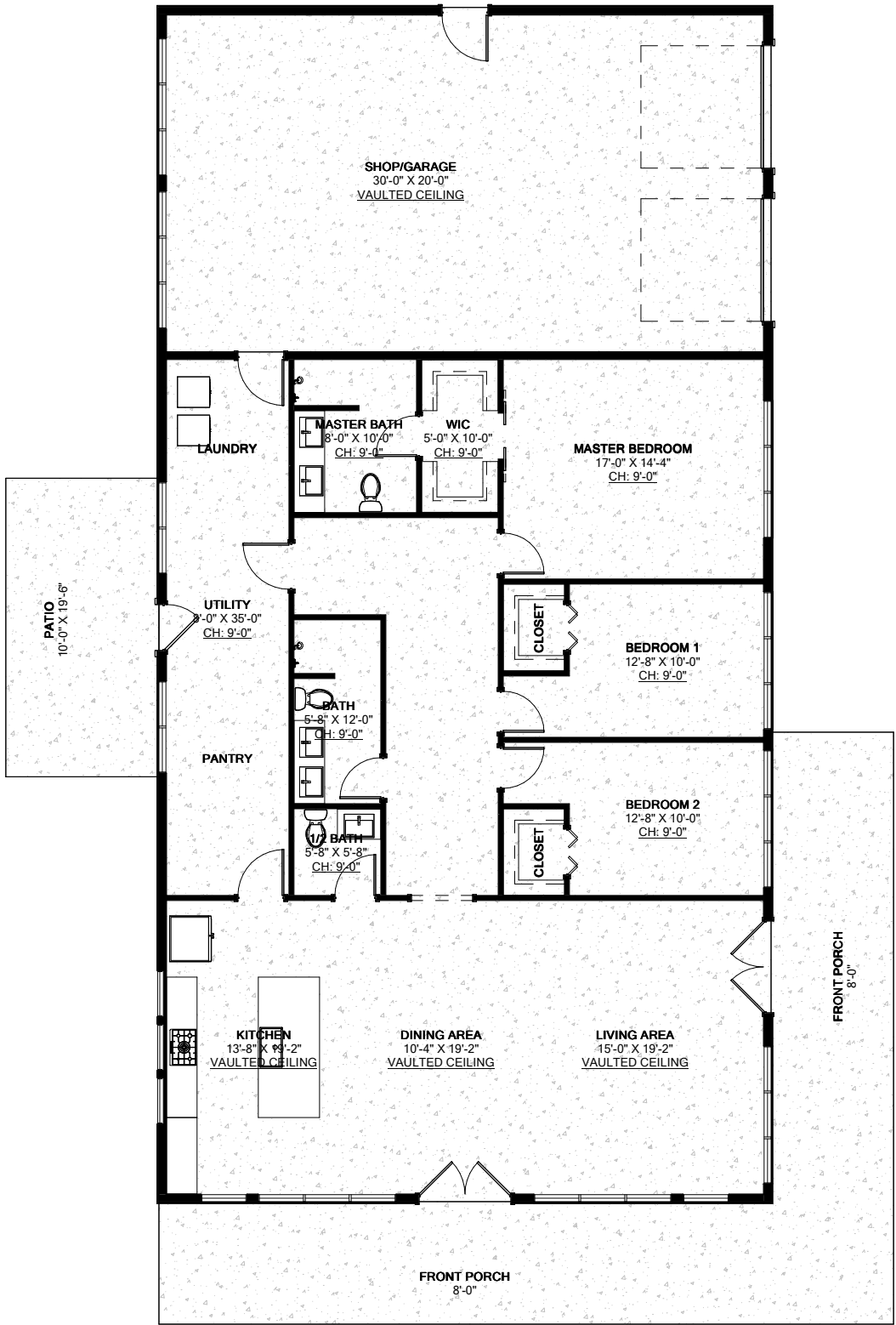
Bedrooms:	3	Living Area:	2,650 SF
Bathrooms:	2.5	Garage:	0 SF
Garages:	0	Porch:	400 SF
Width:	50'-0"	Patio:	0 SF
Depth:	60'-0"	Others:	0 SF

PLAN NAME

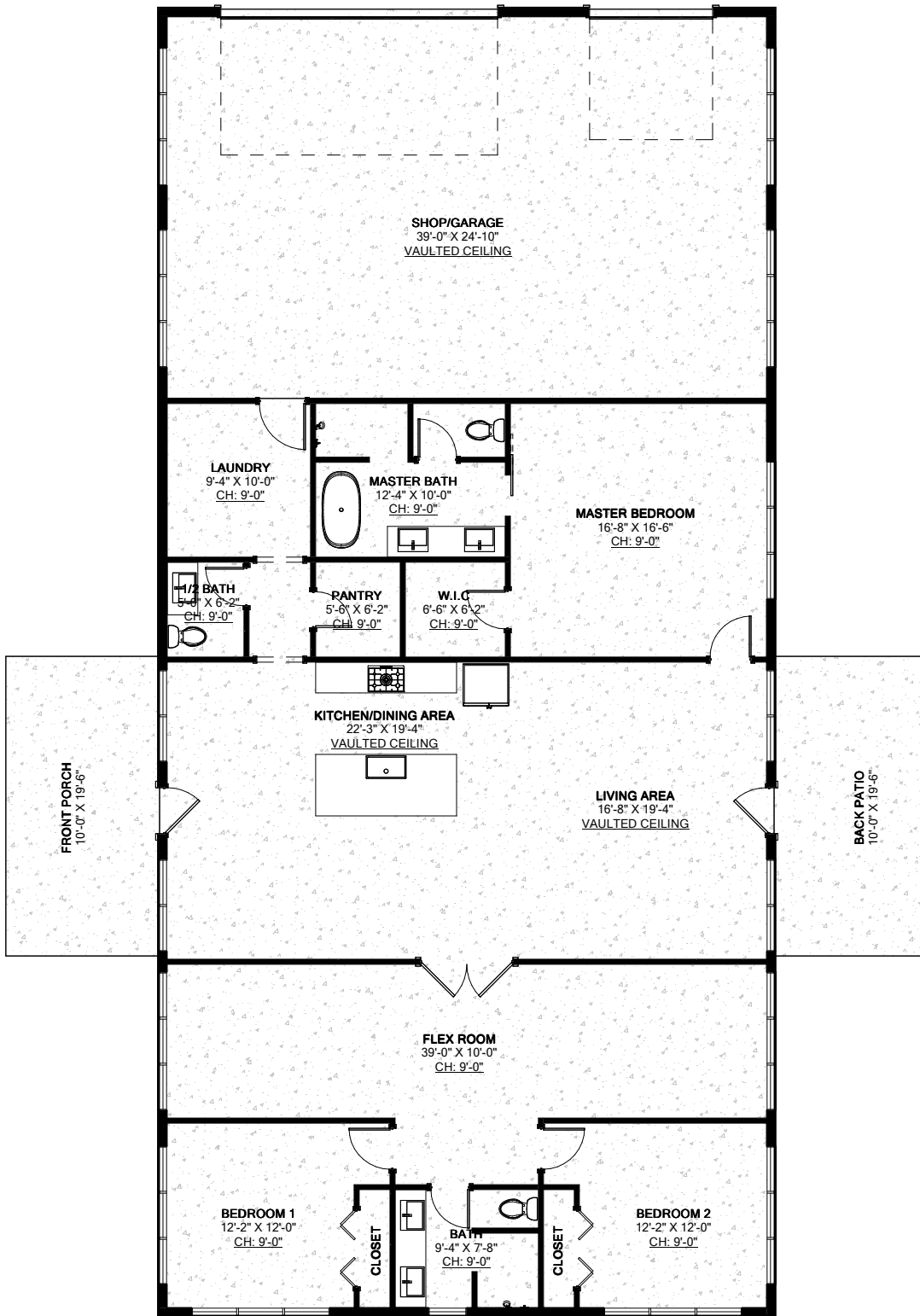
The Millfield Plan
(MI1651-A)

8 OF 12

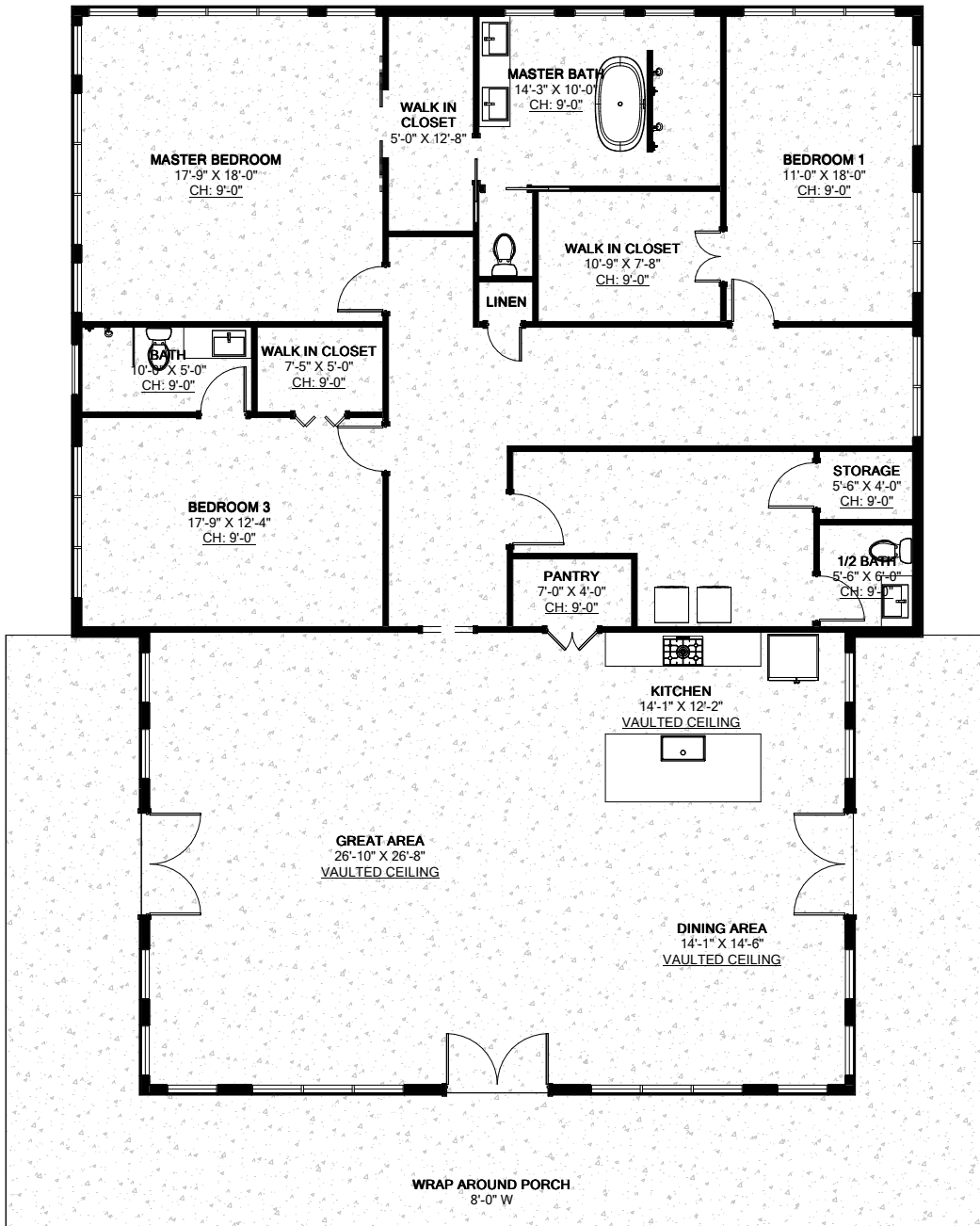
These visual depictions serve as the artist's interpretation of the Stock Plan and may exhibit slight variations from the actual Stock Plan. The author retains the right to modify, update, and enhance Stock Plans at their discretion.



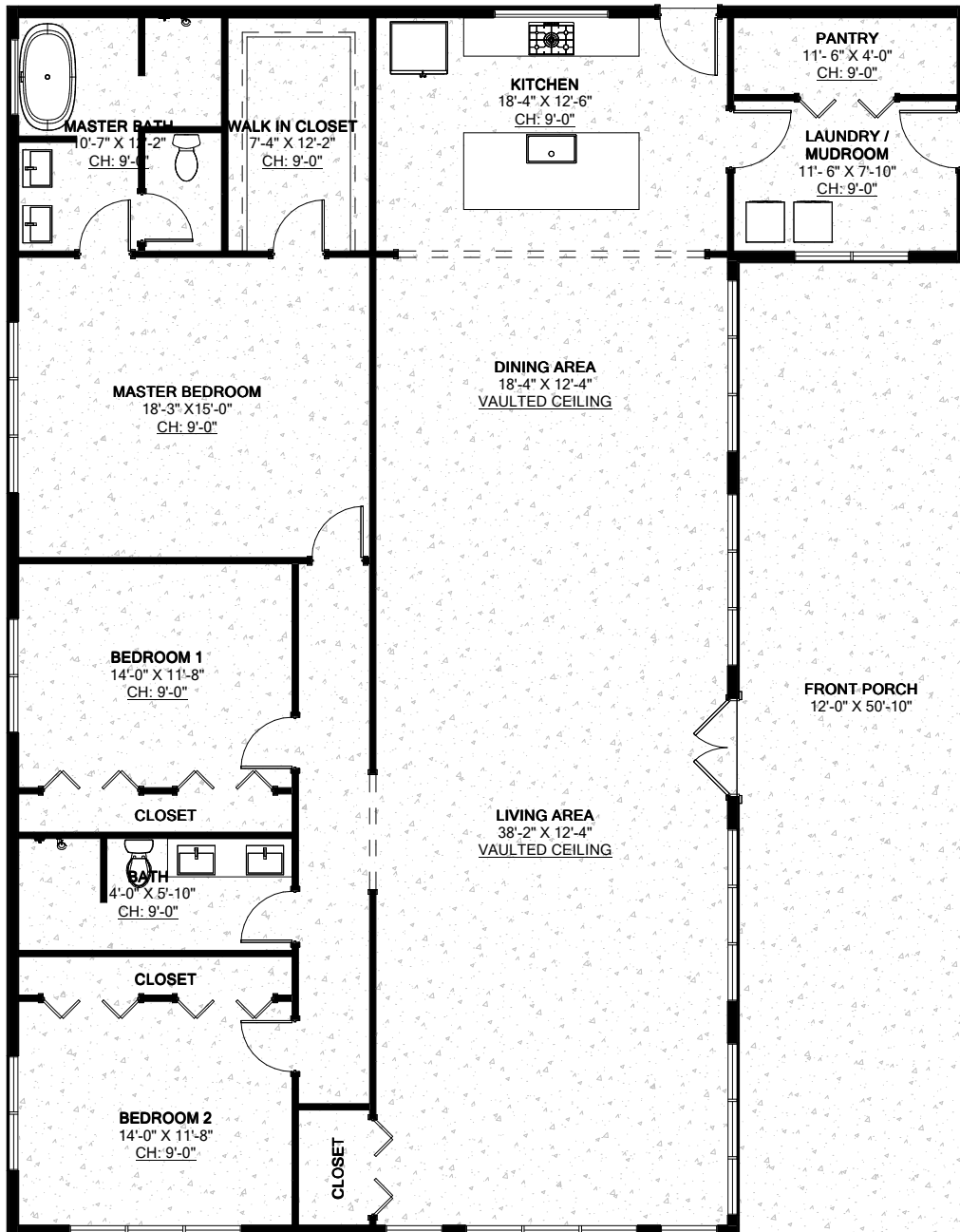
9	DESIGN INFORMATION & SQUARE FOOTAGE		PLAN NAME The Naunton Plan (NA1661-A)	9 OF 12
	Bedrooms: 3	Living Area: 2,220 SF		
	Bathrooms: 2.5	Garage: 900 SF		
	Garages: 0	Porch: 630 SF		
	Width: 40'-0"	Patio: 195 SF		
Depth: 48'-0"	Others: 0 SF			
These visual depictions serve as the artist's interpretation of the Stock Plan and may exhibit slight variations from the actual Stock Plan. The author retains the right to modify, update, and enhance Stock Plans at their discretion.				



10	DESIGN INFORMATION & SQUARE FOOTAGE		PLAN NAME The Chiltern Plan (CH1671-A)	10 OF 12
	Bedrooms: 3	Living Area: 2,387 SF		
	Bathrooms: 2.5	Garage: 1,014 SF		
	Garages: 0	Porch: 195 SF		
	Width: 40'-0"	Patio: 195 SF		
Depth: 85'-0"	Others: 0 SF			
These visual depictions serve as the artist's interpretation of the Stock Plan and may exhibit slight variations from the actual Stock Plan. The author retains the right to modify, update, and enhance Stock Plans at their discretion.				



11	DESIGN INFORMATION & SQUARE FOOTAGE		PLAN NAME	11 OF 12
	Bedrooms: 3	Living Area: 2,984 SF	The Fernbank Plan (FE1681-A)	
	Bathrooms: 2.5	Garage: 0 SF		
	Garages: 0	Porch: 896 SF		
	Width: 50'-0"	Patio: 0 SF		
Depth: 64'-0"	Others: 0 SF			
These visual depictions serve as the artist's interpretation of the Stock Plan and may exhibit slight variations from the actual Stock Plan. The author retains the right to modify, update, and enhance Stock Plans at their discretion.				



12	DESIGN INFORMATION & SQUARE FOOTAGE		PLAN NAME	12 OF 12
	Bedrooms: 3	Living Area: 2,591 SF	The Sherrard Plan (SH1691-A)	
	Bathrooms: 2	Garage: 0 SF		
	Garages: 0	Porch: 611 SF		
	Width: 50'-0"	Patio: 0 SF		
Depth: 64'-0"	Others: 0 SF			
These visual depictions serve as the artist's interpretation of the Stock Plan and may exhibit slight variations from the actual Stock Plan. The author retains the right to modify, update, and enhance Stock Plans at their discretion.				



1

DESIGN INFORMATION & SQUARE FOOTAGE

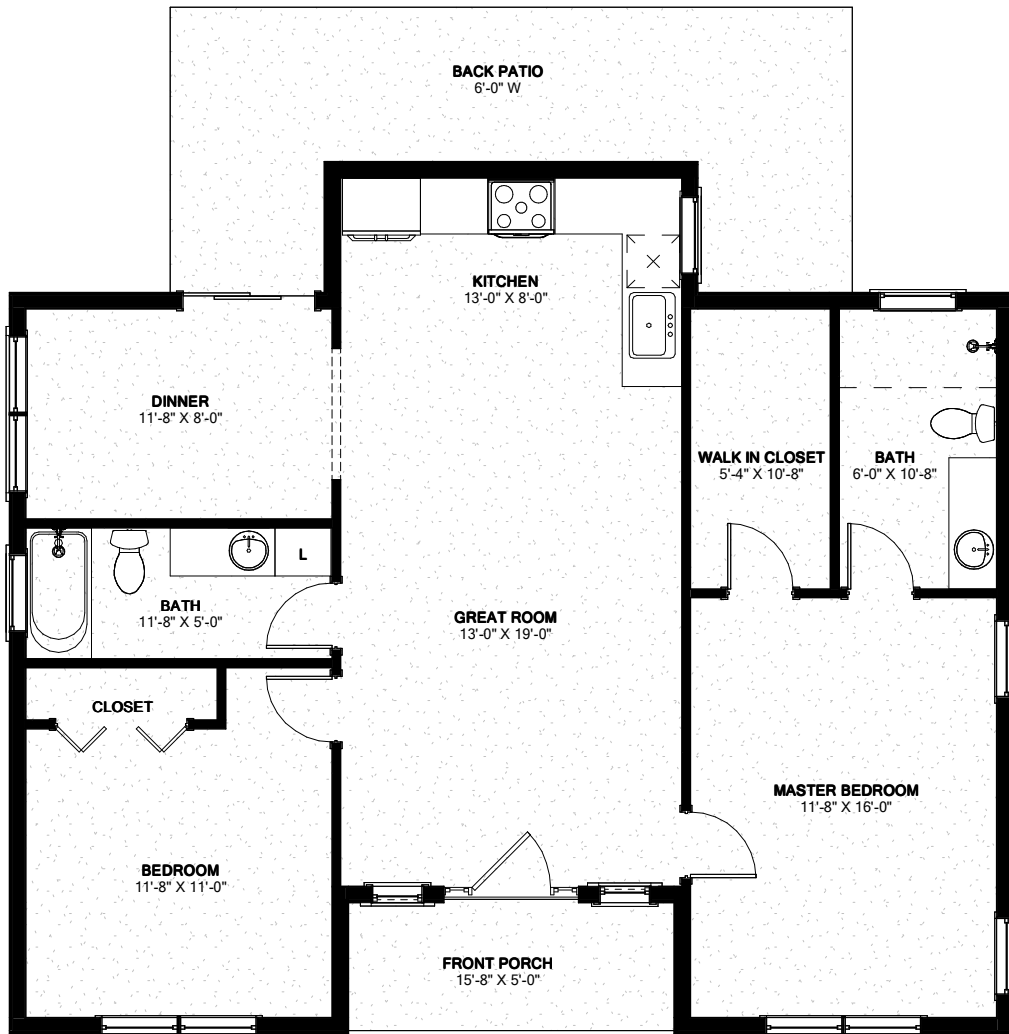
Bedrooms:	2	Living Area:	980 SF
Bathrooms:	1	Garage:	0 SF
Garages:	0	Porch:	96 SF
Width:	35'-0"	Patio:	0 SF
Depth:	28'-0"	Others:	0 SF

PLAN NAME

The Byron Plan
(BY0632-A)

1 OF 10

These illustrations are an artist's representation of Stock Plan itself and may be slightly different than the actual Stock Plan itself. Author reserves the right to alter, update and improve Stock Plans at their discretion.



2

DESIGN INFORMATION & SQUARE FOOTAGE

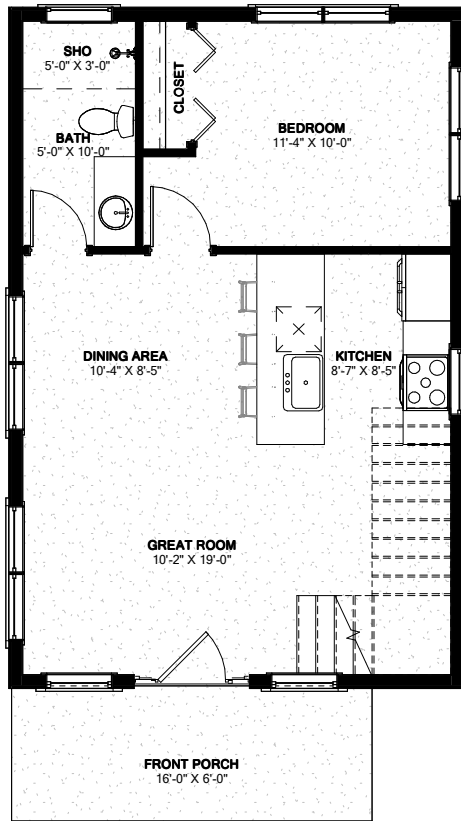
Bedrooms: 2	Living Area: 1,070 SF
Bathrooms: 2	Garage: 0 SF
Garages: 0	Porch: 64 SF
Width: 38'-0"	Patio: 216 SF
Depth: 28'-0"	Others: 0 SF

PLAN NAME

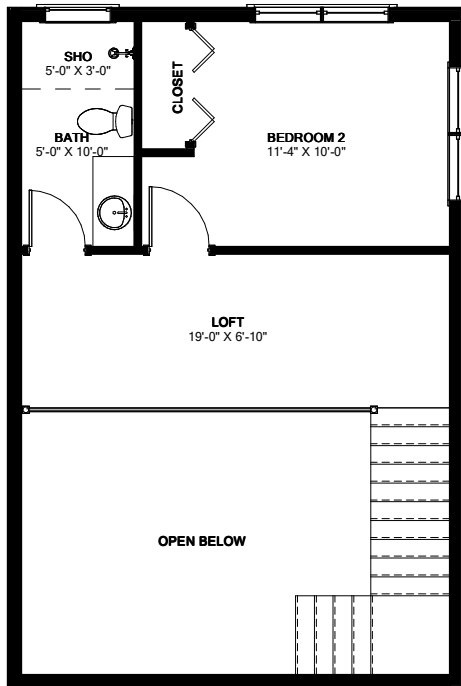
The Ruskin Plan
(RU0642-A)

2 OF 10

These illustrations are an artist's representation of Stock Plan itself and may be slightly different than the actual Stock Plan itself. Author reserves the right to alter, update and improve Stock Plans at their discretion.



1 GROUND FLOOR PLAN
3/16" = 1'-0"



2 LOFT FLOOR PLAN
3/16" = 1'-0"

3

DESIGN INFORMATION & SQUARE FOOTAGE

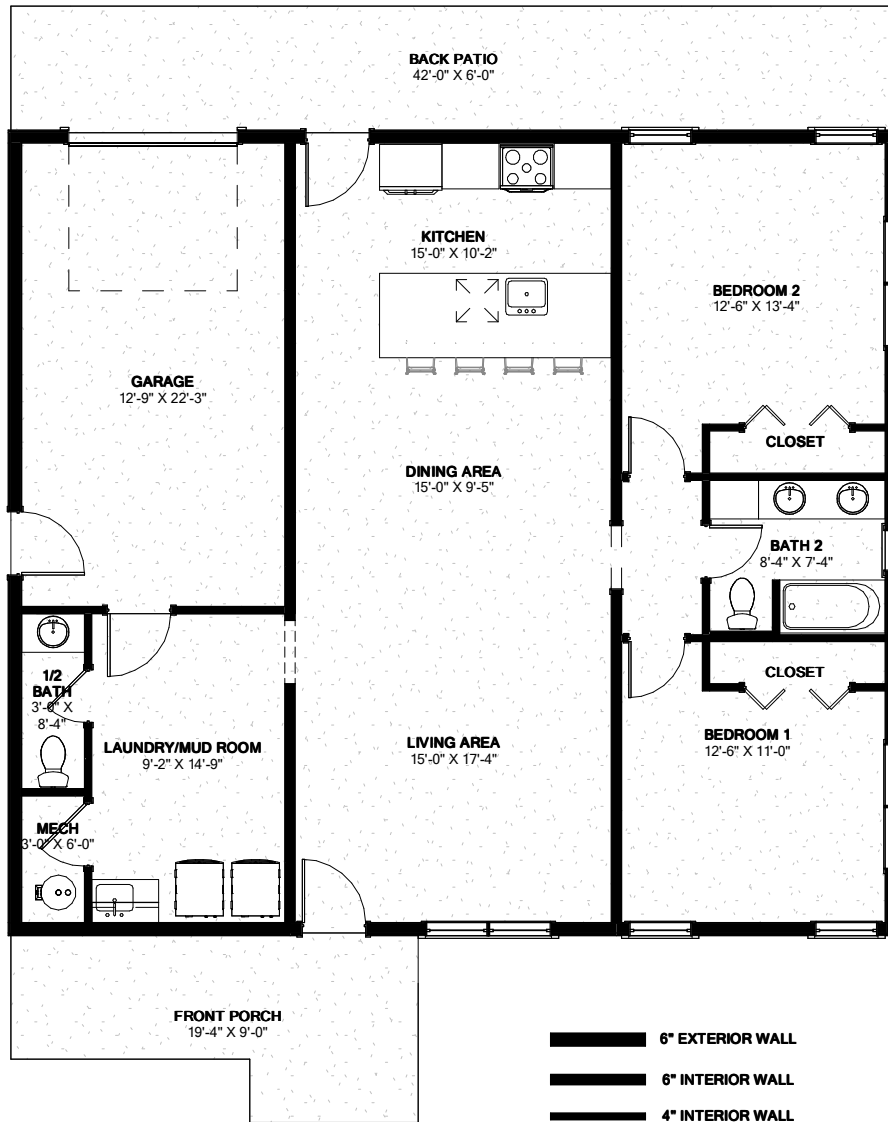
Bedrooms:	2	Living Area:	955 SF
Bathrooms:	2	Garage:	0 SF
Garages:	0	Porch:	96 SF
Width:	20'-0"	Patio:	0 SF
Depth:	30'-0"	Others:	0 SF

PLAN NAME

The Hillview Plan
(HI0652-A)

3 OF 10

These illustrations are an artist's representation of Stock Plan itself and may be slightly different than the actual Stock Plan itself. Author reserves the right to alter, update and improve Stock Plans at their discretion.



4

DESIGN INFORMATION & SQUARE FOOTAGE

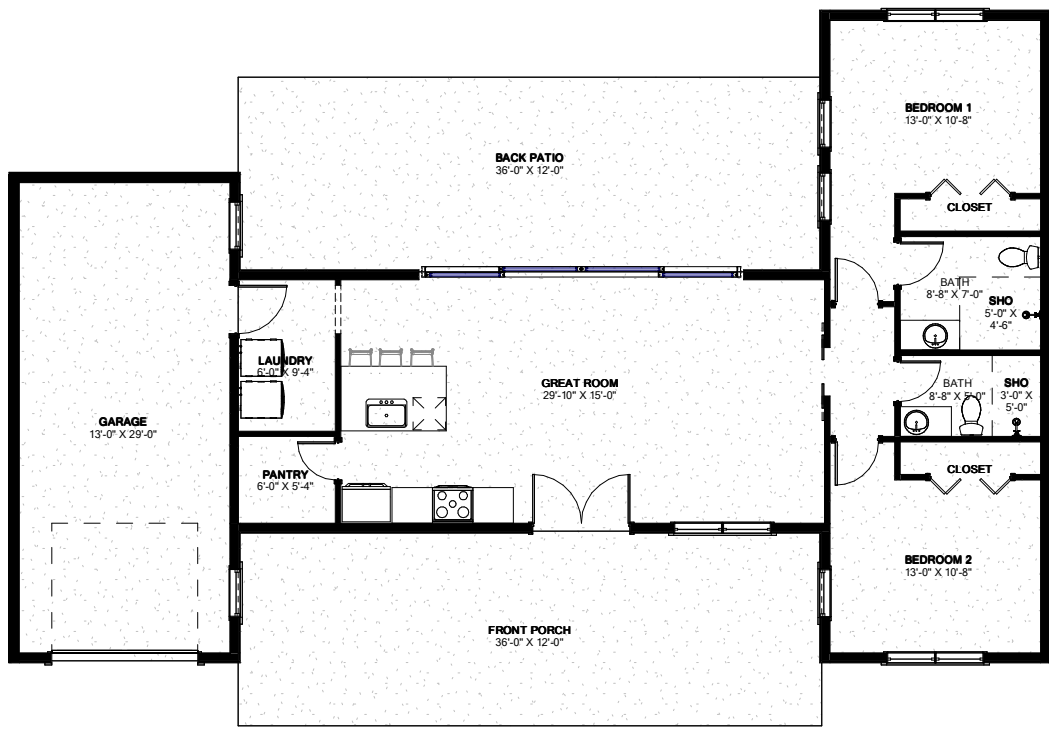
Bedrooms: 2	Living Area: 1,287 SF
Bathrooms: 1.5	Garage: 308 SF
Garages: 1	Porch: 140 SF
Width: 42'-0"	Patio: 252 SF
Depth: 38'-0"	Others: 0 SF

PLAN NAME

The Rowan Plan
(R00662-A)

4 OF 10

These illustrations are an artist's representation of Stock Plan itself and may be slightly different than the actual Stock Plan itself. Author reserves the right to alter, update and improve Stock Plans at their discretion.



5

DESIGN INFORMATION & SQUARE FOOTAGE

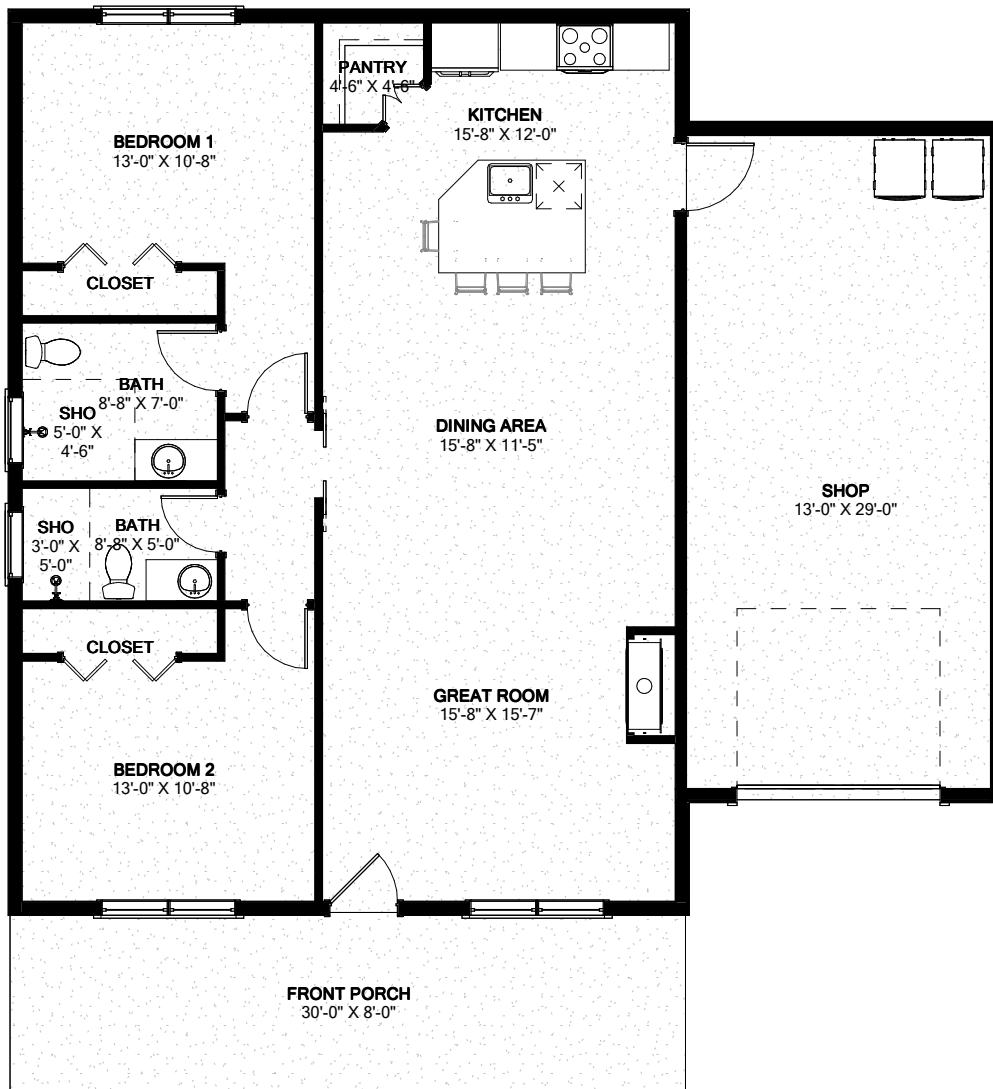
Bedrooms:	2	Living Area:	1,136 SF
Bathrooms:	2	Garage:	420 SF
Garages:	1	Porch:	432 SF
Width:	64'-0"	Patio:	432 SF
Depth:	40'-0"	Others:	0 SF

PLAN NAME

The Chester Plan
(CH0672-A)

5 OF 10

These illustrations are an artist's representation of Stock Plan itself and may be slightly different than the actual Stock Plan itself. Author reserves the right to alter, update and improve Stock Plans at their discretion.



6

DESIGN INFORMATION & SQUARE FOOTAGE

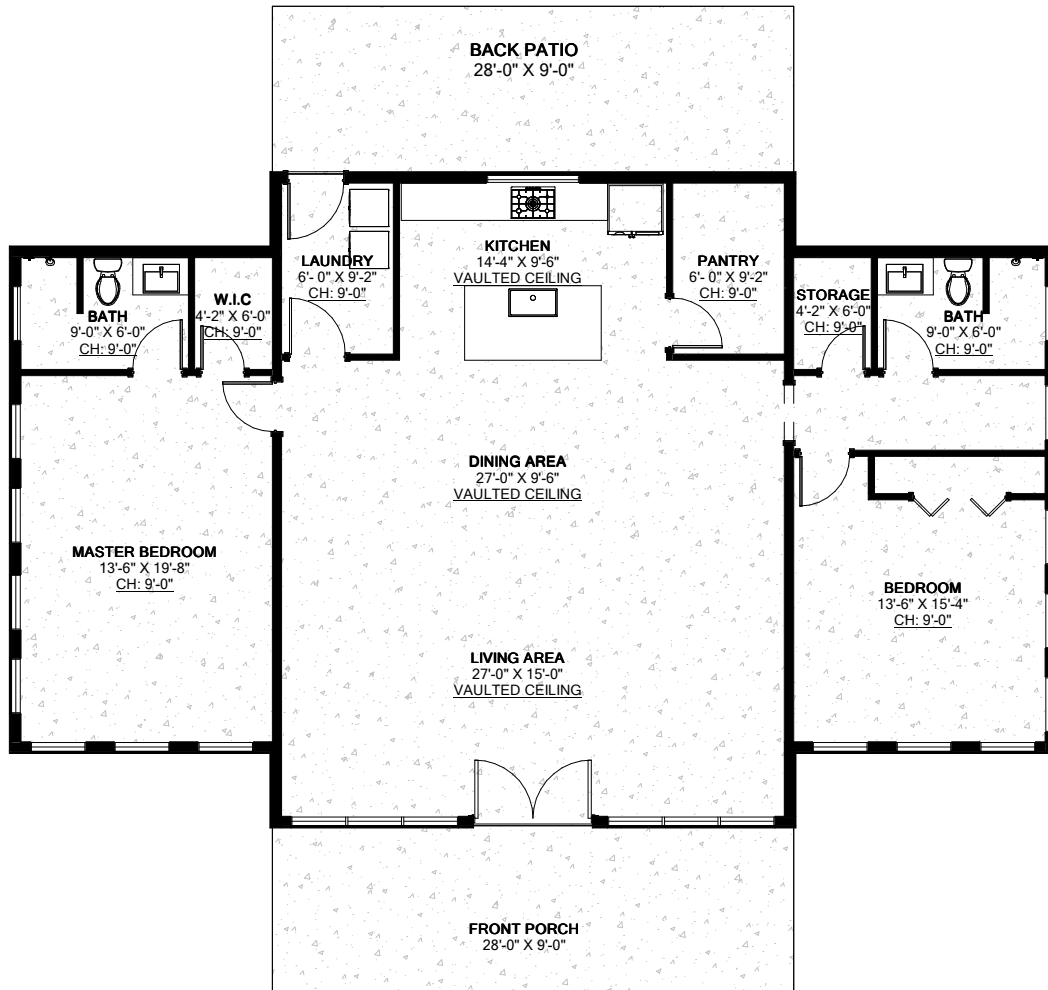
Bedrooms: 2	Living Area: 1,200 SF
Bathrooms: 2	Garage: 420 SF
Garages: 1	Porch: 240 SF
Width: 44'-0"	Patio: 0 SF
Depth: 40'-0"	Others: 0 SF

PLAN NAME

The Dunbar Plan
(DU0682-A)

6 OF 10

These illustrations are an artist's representation of Stock Plan itself and may be slightly different than the actual Stock Plan itself. Author reserves the right to alter, update and improve Stock Plans at their discretion.



7

DESIGN INFORMATION & SQUARE FOOTAGE

Bedrooms: 2	Living Area: 1,736 SF
Bathrooms: 2	Garage: 0 SF
Garages: 0	Porch: 252 SF
Width: 56'-0"	Patio: 252 SF
Depth: 35'-0"	Others: 0 SF

PLAN NAME

The Wendover Plan
(WE1701-A)

7 OF 10

These visual depictions serve as the artist's interpretation of the Stock Plan and may exhibit slight variations from the actual Stock Plan. The author retains the right to modify, update, and enhance Stock Plans at their discretion



8

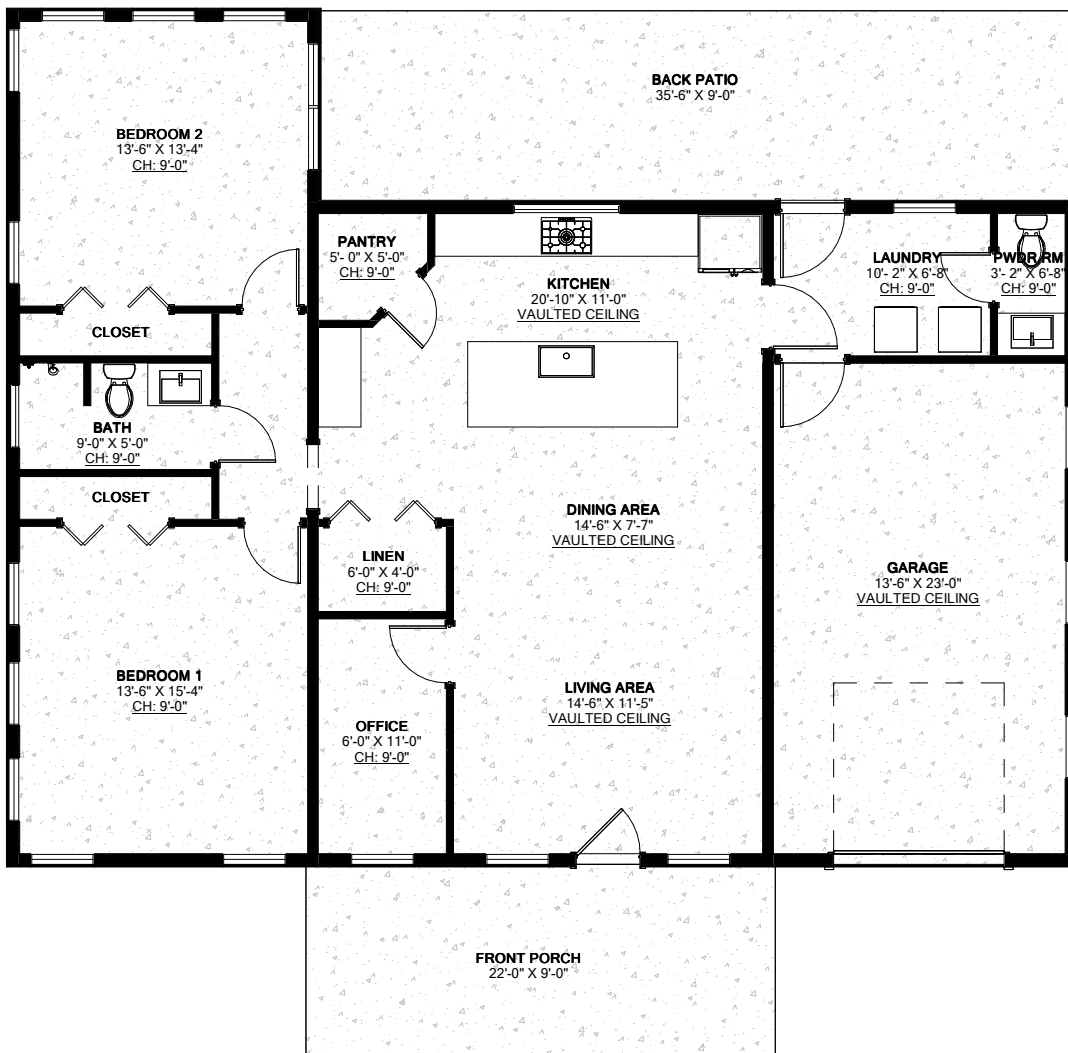
DESIGN INFORMATION & SQUARE FOOTAGE	
Bedrooms: 2	Living Area: 1,545 SF
Bathrooms: 1.5	Garage: 580 SF
Garages: 1	Porch: 243 SF
Width: 56'-0"	Patio: 243 SF
Depth: 44'-0"	Others: 0 SF

PLAN NAME

The Rochford Plan
(R01711-A)

8 OF 10

These visual depictions serve as the artist's interpretation of the Stock Plan and may exhibit slight variations from the actual Stock Plan. The author retains the right to modify, update, and enhance Stock Plans at their discretion



9

DESIGN INFORMATION & SQUARE FOOTAGE

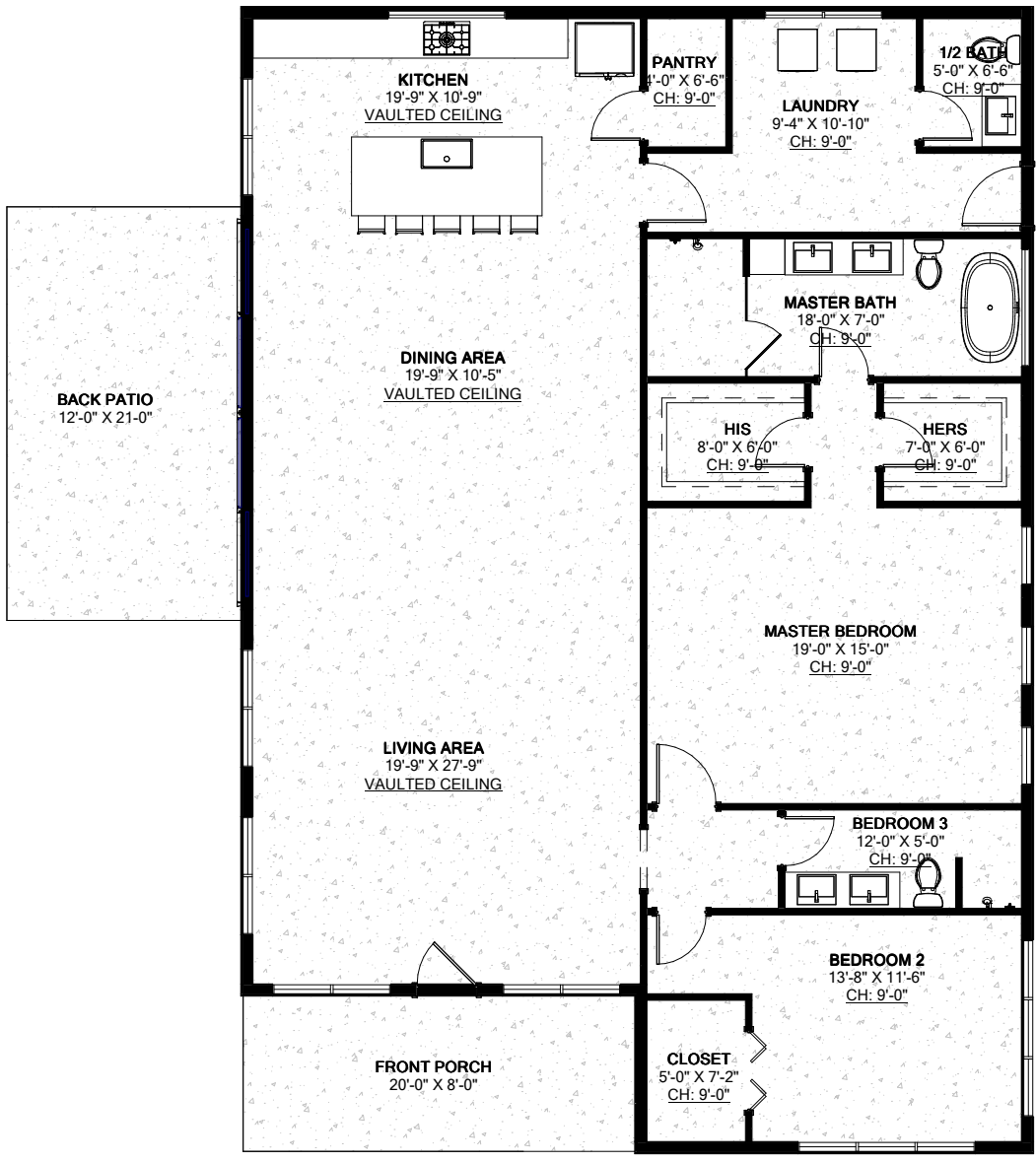
Bedrooms: 2	Living Area: 1,336 SF
Bathrooms: 1.5	Garage: 345 SF
Garages: 1	Porch: 200 SF
Width: 50'-0"	Patio: 320 SF
Depth: 40'-0"	Others: 0 SF

PLAN NAME

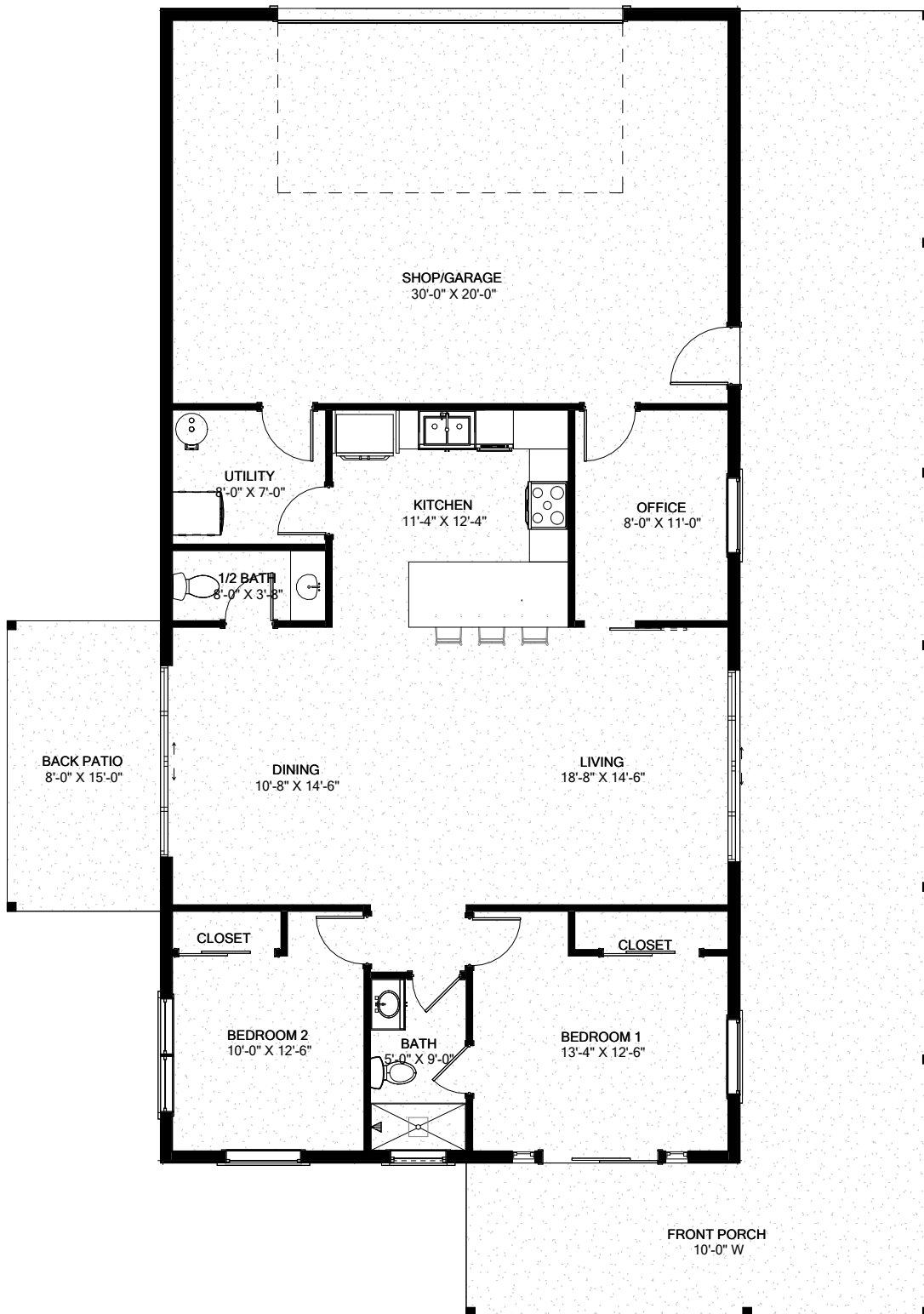
The Avery Plan
(AV1721-A)

9 OF 10

These visual depictions serve as the artist's interpretation of the Stock Plan and may exhibit slight variations from the actual Stock Plan. The author retains the right to modify, update, and enhance Stock Plans at their discretion



10	DESIGN INFORMATION & SQUARE FOOTAGE		PLAN NAME	10 OF 10
	Bedrooms: 2	Living Area: 2,160 SF	The Birch Plan (BI1731-A)	
	Bathrooms: 2.5	Garage: 0 SF		
	Garages: 0	Porch: 160 SF		
	Width: 40'-0"	Patio: 252 SF		
Depth: 58'-0"	Others: 0 SF			
These visual depictions serve as the artist's interpretation of the Stock Plan and may exhibit slight variations from the actual Stock Plan. The author retains the right to modify, update, and enhance Stock Plans at their discretion.				



1

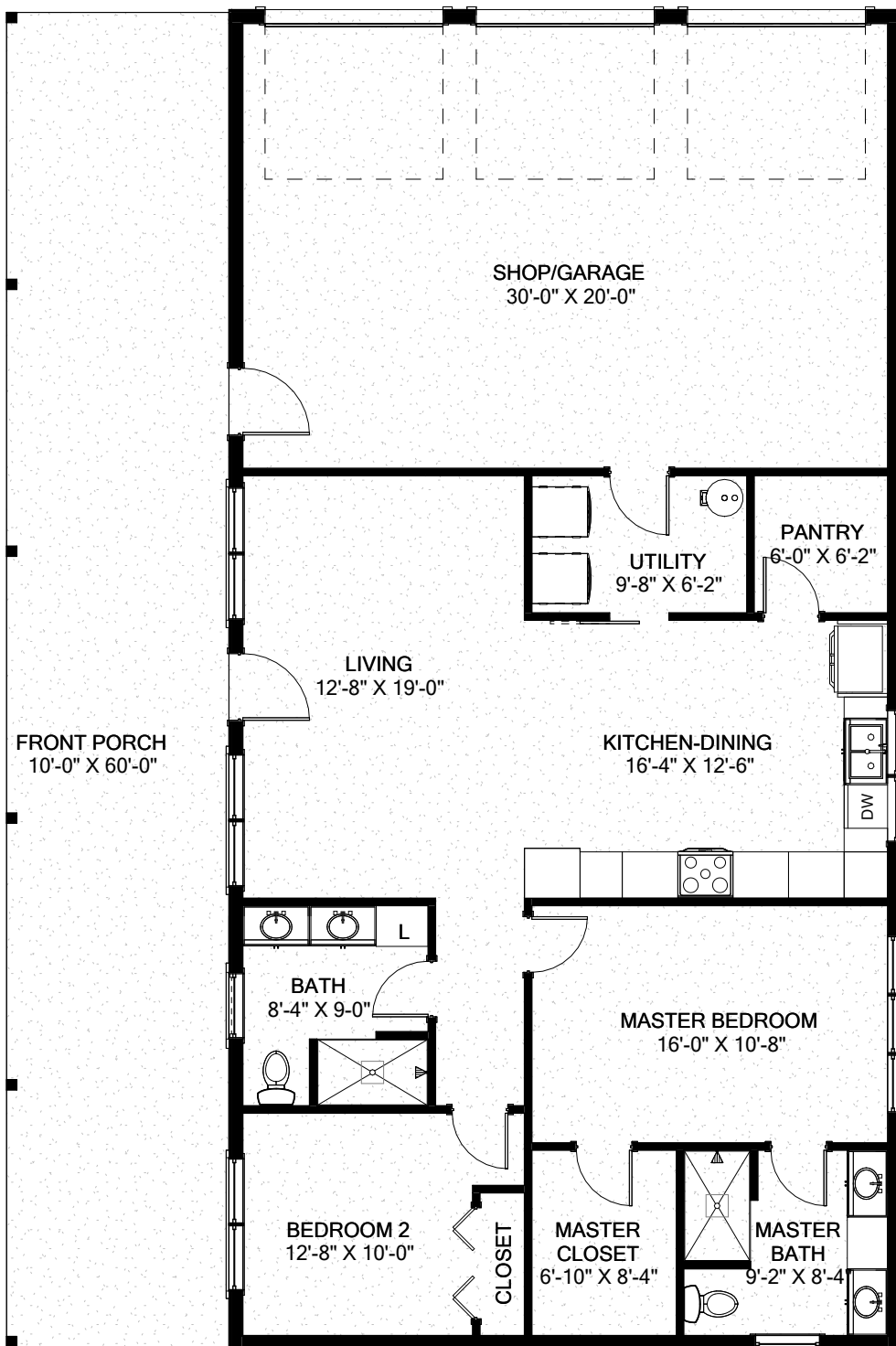
DESIGN INFORMATION & SQUARE FOOTAGE	
Bedrooms: 2	Living Area: 1,200 S.F.
Bathrooms: 1.5	Garage: 600 S.F.
Garages: 3	Porch: 917 S.F.
Width: 30'-0"	Patio: 0 S.F.
Depth: 60'-0"	Others: 0 S.F.

PLAN NAME

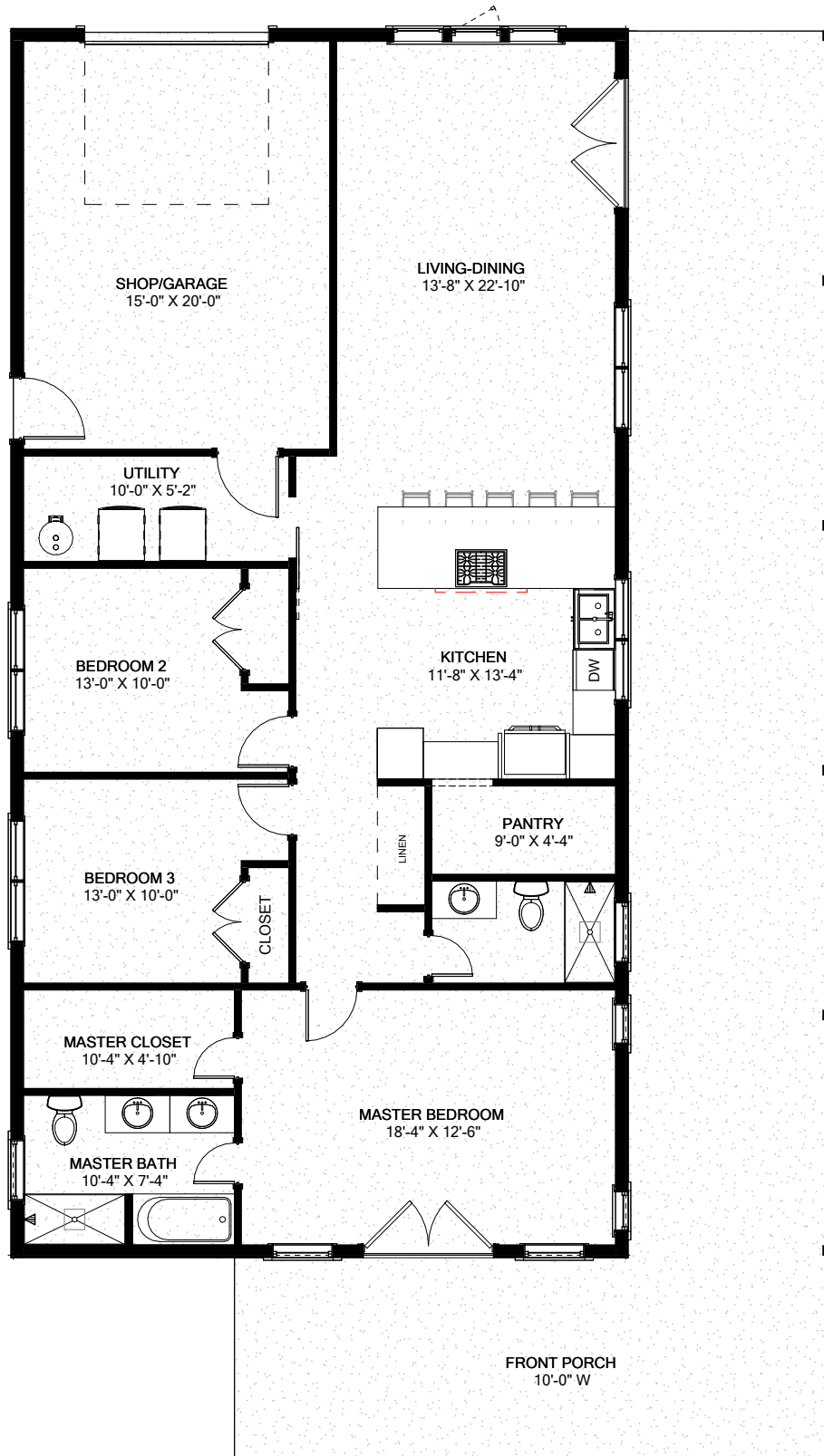
The Warwick Plan
(WA0692-A)

1 OF 10

These illustrations are an artist's representation of Stock Plan itself and may be slightly different than the actual Stock Plan itself. Author reserves the right to alter, update and improve Stock Plans at their discretion.



2	DESIGN INFORMATION & SQUARE FOOTAGE		PLAN NAME The Nelmes Plan (NE0702-A)	2 OF 10
	Bedrooms: 2	Living Area: 1,200 S.F.		
	Bathrooms: 2	Garage: 600 S.F.		
	Garages: 3	Porch: 600 S.F.		
	Width: 30'-0"	Patio: 0 S.F.		
Depth: 60'-0"	Others: 0 S.F.			
These illustrations are an artist's representation of Stock Plan itself and may be slightly different than the actual Stock Plan itself. Author reserves the right to alter, update and improve Stock Plans at their discretion.				



3

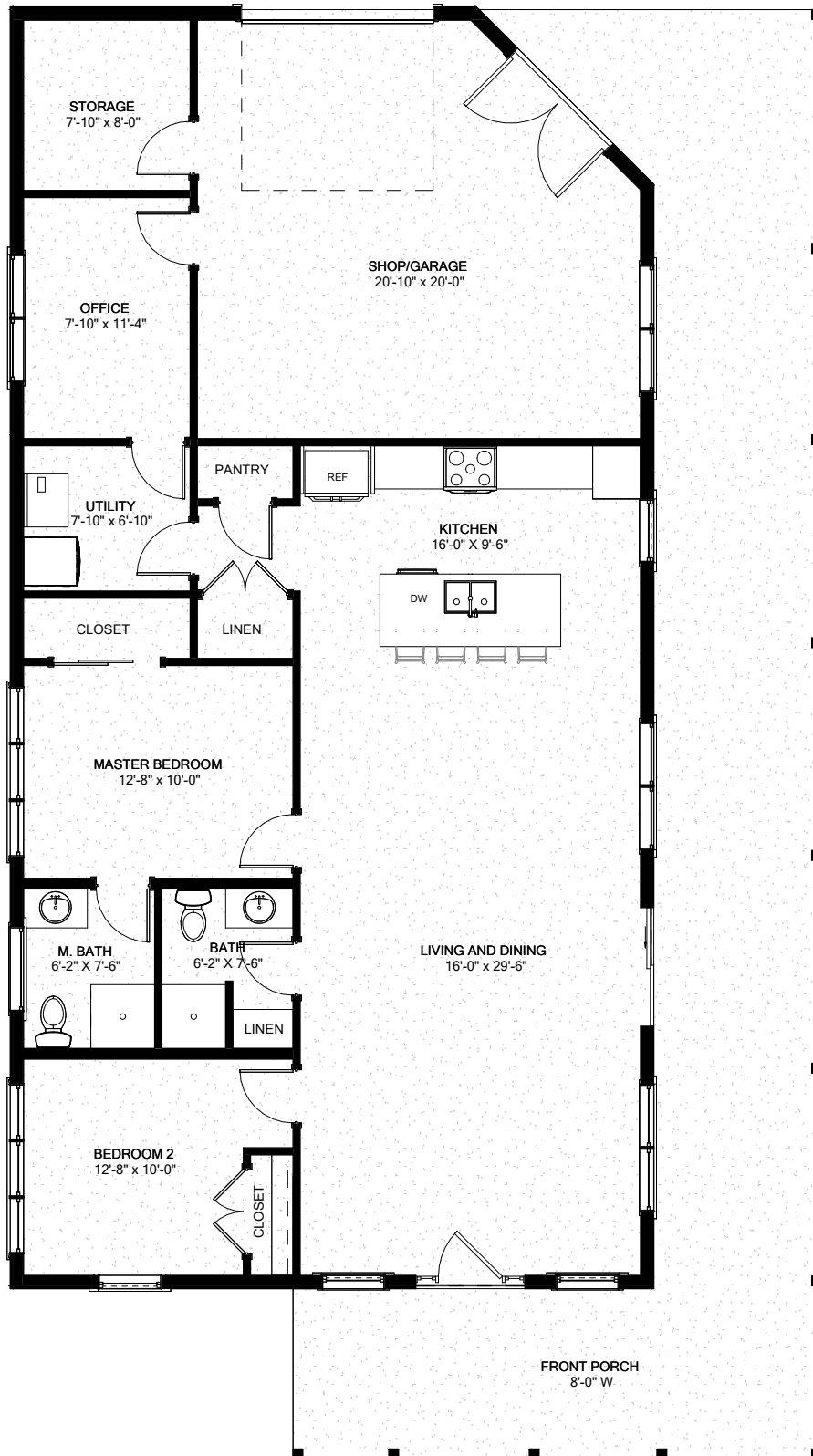
DESIGN INFORMATION & SQUARE FOOTAGE	
Bedrooms: 3	Living Area: 1,500 S.F.
Bathrooms: 2	Garage: 300 S.F.
Garages: 1	Porch: 515 S.F.
Width: 30'-0"	Patio: 0 S.F.
Depth: 60'-0"	Others: 0 S.F.

PLAN NAME

The Kempton Plan
(KE0713-A)

3 OF 10

These illustrations are an artist's representation of Stock Plan itself and may be slightly different than the actual Stock Plan itself. Author reserves the right to alter, update and improve Stock Plans at their discretion.



4

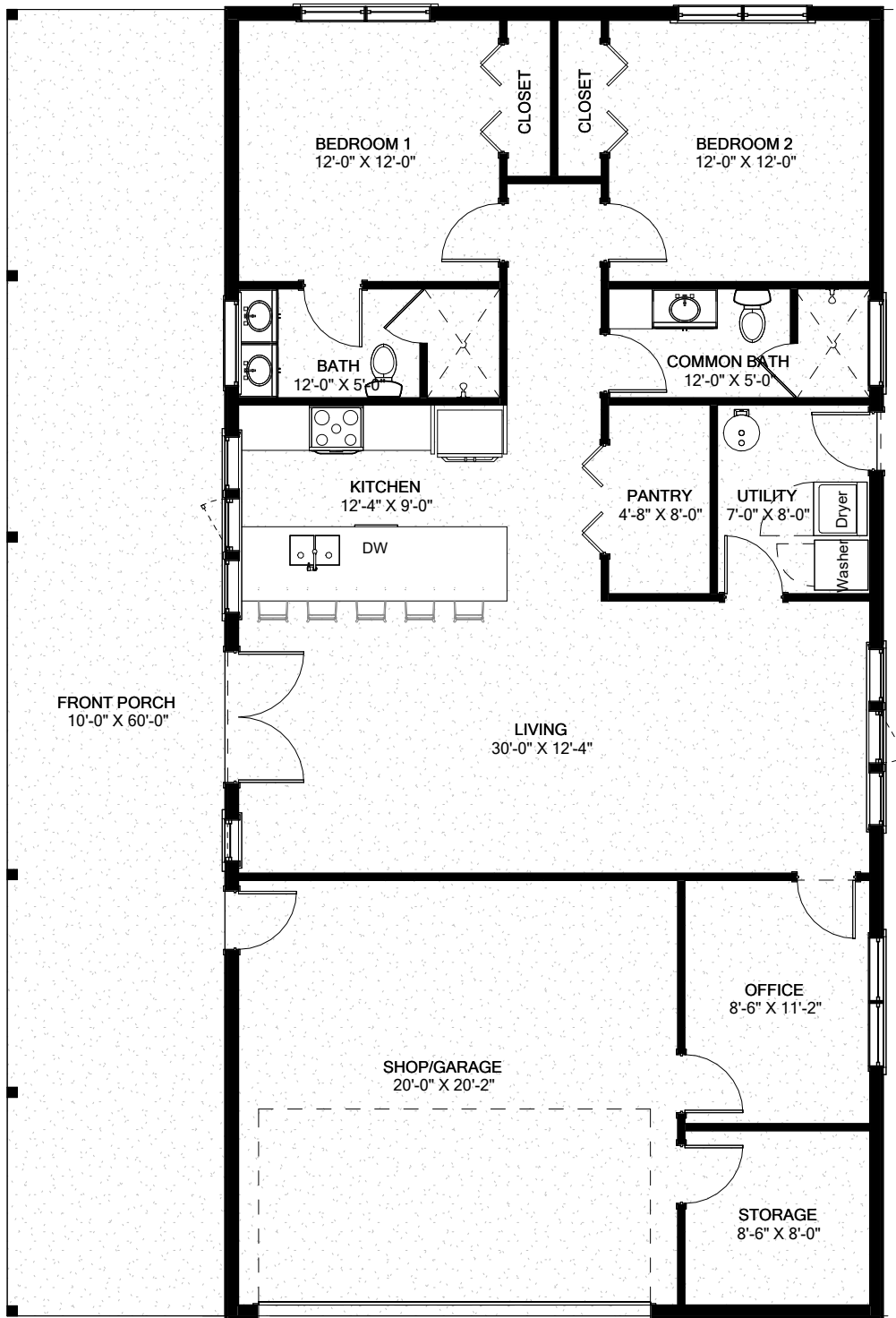
DESIGN INFORMATION & SQUARE FOOTAGE	
Bedrooms: 2	Living Area: 1,383 S.F.
Bathrooms: 2	Garage: 417 S.F.
Garages: 1	Porch: 706 S.F.
Width: 30'-0"	Patio: 0 S.F.
Depth: 60'-0"	Others: 0 S.F.

PLAN NAME

The Belton Plan
(BE0722-A)

4 OF 10

These illustrations are an artist's representation of Stock Plan itself and may be slightly different than the actual Stock Plan itself. Author reserves the right to alter, update and improve Stock Plans at their discretion.



5

DESIGN INFORMATION & SQUARE FOOTAGE

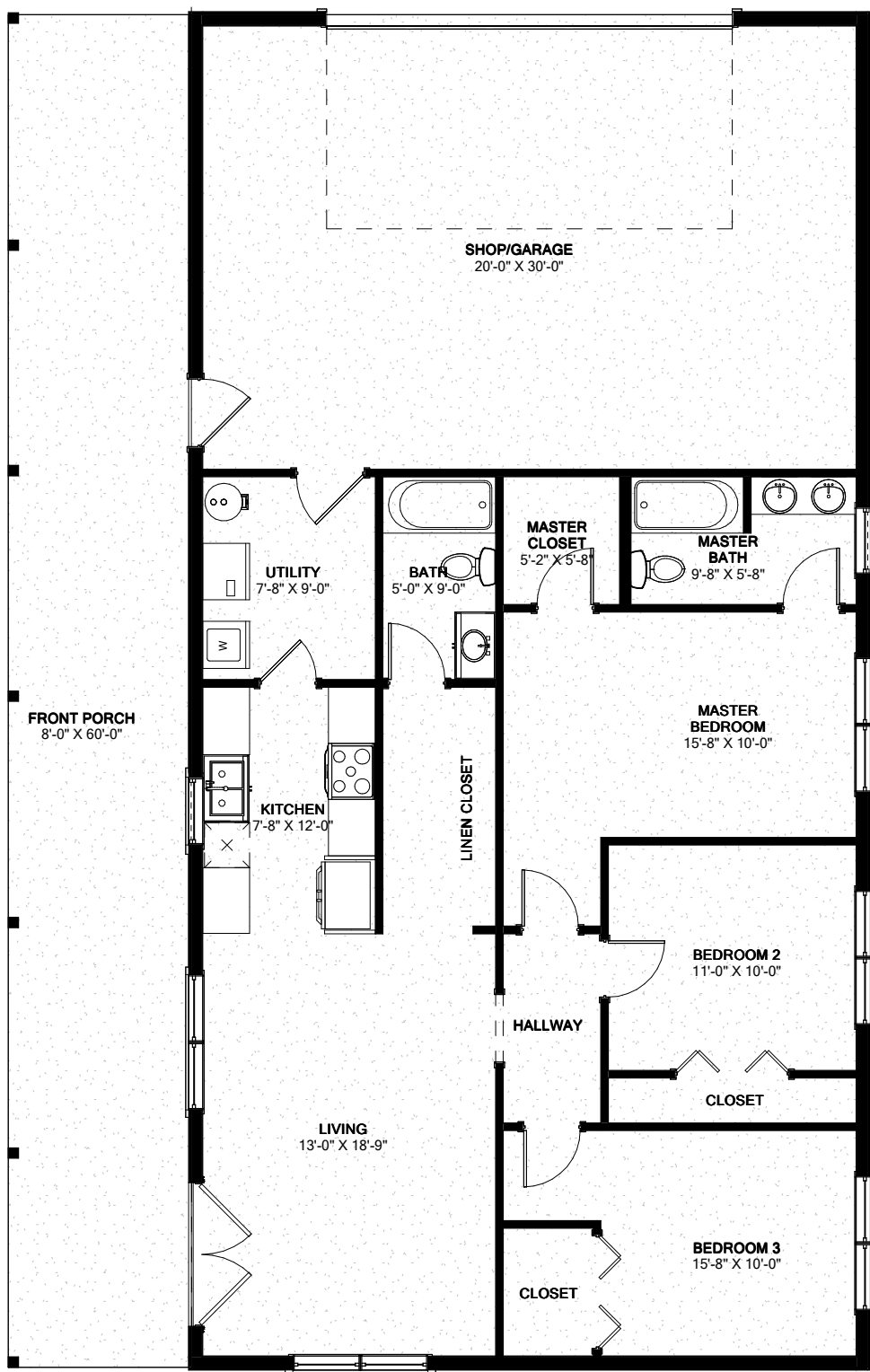
Bedrooms: 2	Living Area: 1,396 S.F.
Bathrooms: 2	Garage: 404 S.F.
Garages: 2	Porch: 600 S.F.
Width: 30'-0"	Patio: 0 S.F.
Depth: 60'-0"	Others: 0 S.F.

PLAN NAME

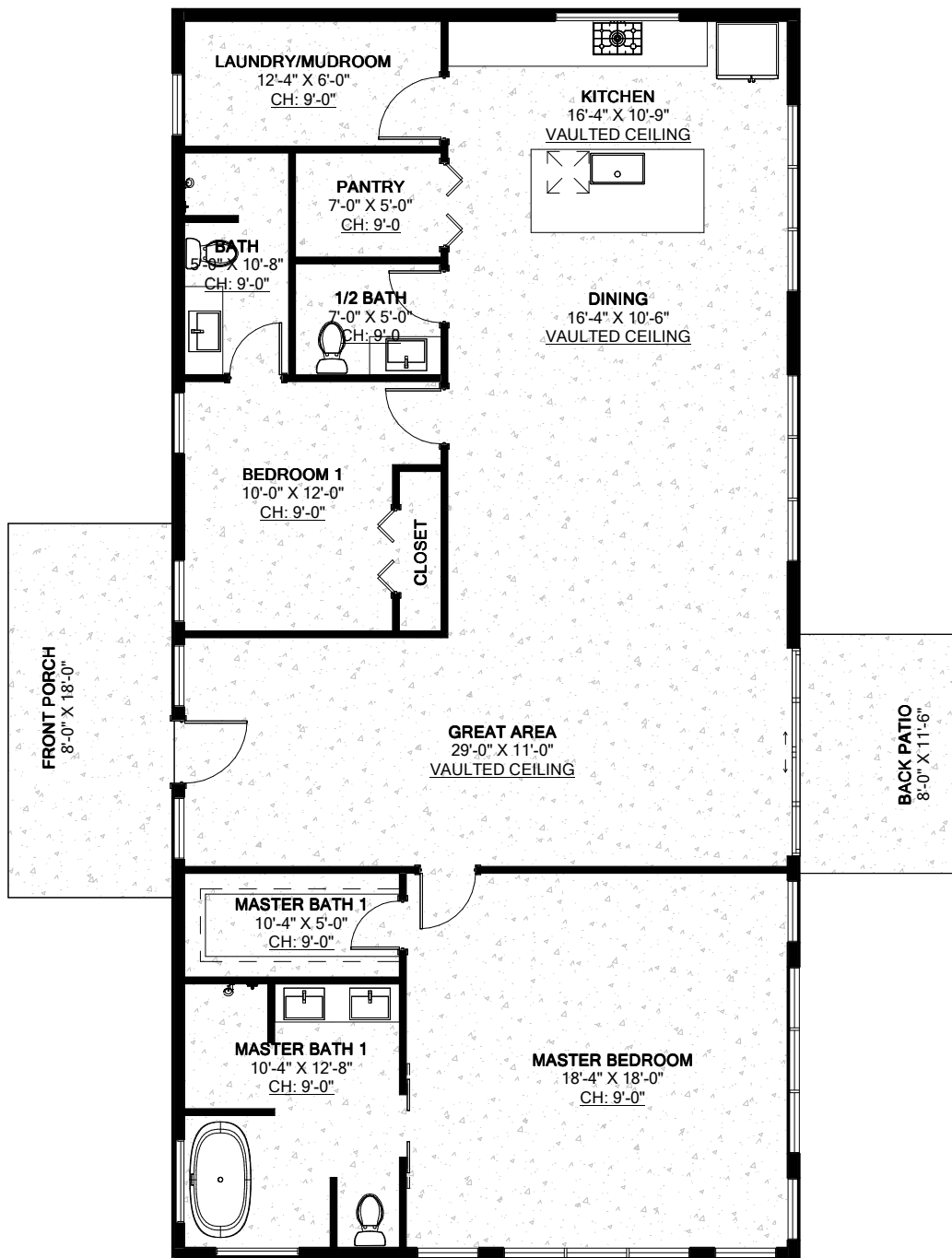
The Dexter Plan
(DE0732-A)

5 OF 10

These illustrations are an artist's representation of Stock Plan itself and may be slightly different than the actual Stock Plan itself. Author reserves the right to alter, update and improve Stock Plans at their discretion.



6	DESIGN INFORMATION & SQUARE FOOTAGE		PLAN NAME The Wilson Plan (WI0793-A)	6 OF 10
	Bedrooms: 3	Living Area: 1,200 S.F.		
	Bathrooms: 2	Garage: 600 S.F.		
	Garages: 3	Porch: 480 S.F.		
	Width: 60'-0"	Patio: 0 S.F.		
Depth: 30'-0"	Others: 0 S.F.			
These illustrations are an artist's representation of Stock Plan itself and may be slightly different than the actual Stock Plan itself. Author reserves the right to alter, update and improve Stock Plans at their discretion.				



7

DESIGN INFORMATION & SQUARE FOOTAGE

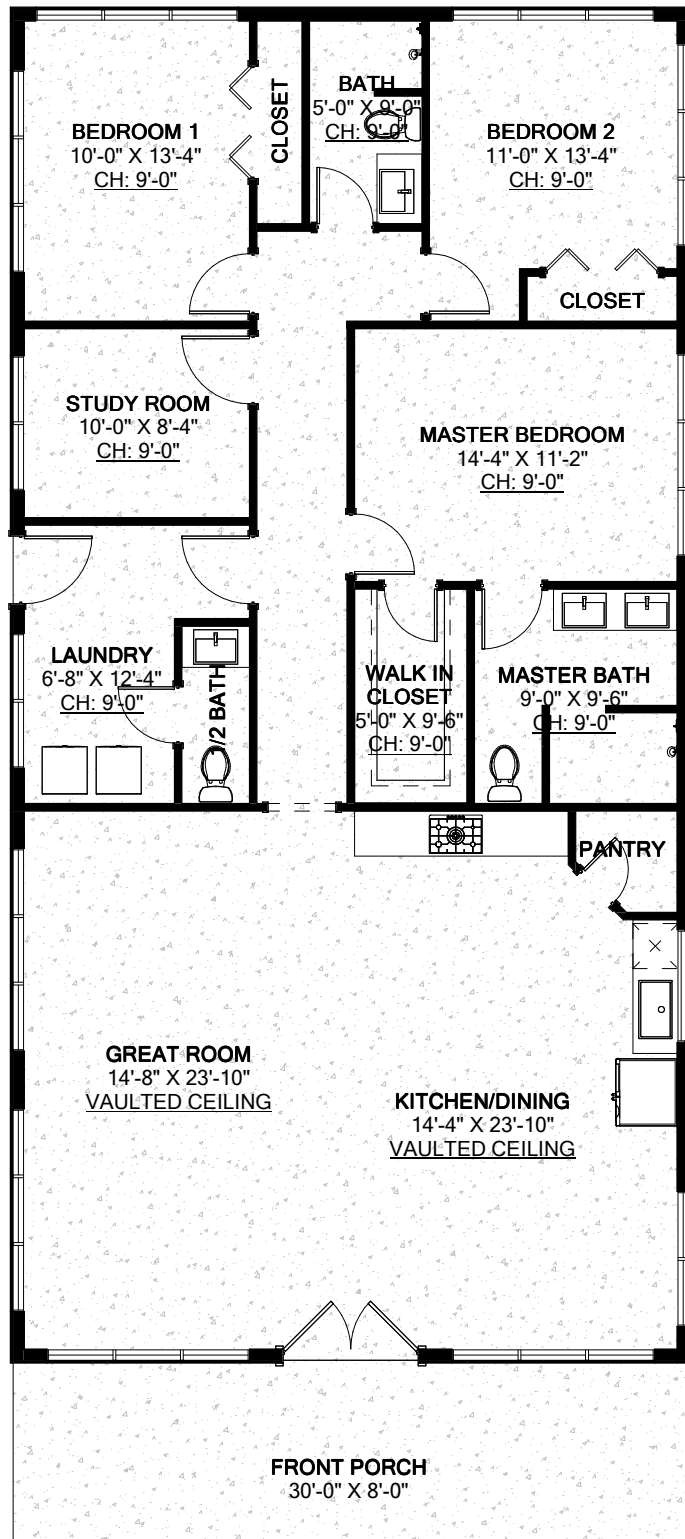
Bedrooms:	2	Living Area:	1,800 SF
Bathrooms:	2.5	Garage:	0 SF
Garages:	0	Porch:	144 SF
Width:	30'-0"	Patio:	92 SF
Depth:	60'-0"	Others:	0 SF

PLAN NAME

The Redcliff Plan
(RE1741-A)

7 OF 10

These visual depictions serve as the artist's interpretation of the Stock Plan and may exhibit slight variations from the actual Stock Plan. The author retains the right to modify, update, and enhance Stock Plans at their discretion.



8

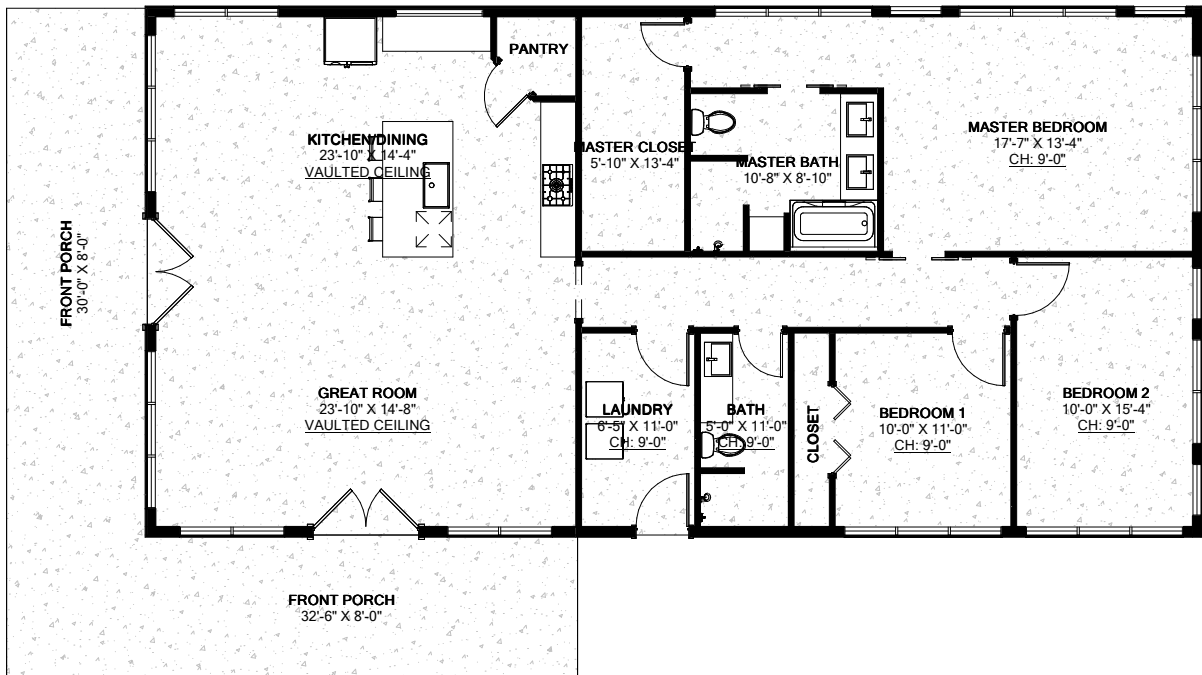
DESIGN INFORMATION & SQUARE FOOTAGE	
Bedrooms: 3	Living Area: 1,800 SF
Bathrooms: 2.5	Garage: 0 SF
Garages: 0	Porch: 240 SF
Width: 30'-0"	Patio: 0 SF
Depth: 60'-0"	Others: 0 SF

PLAN NAME

The Oakdene Plan
(0A1751-A)

8 OF 10

These visual depictions serve as the artist's interpretation of the Stock Plan and may exhibit slight variations from the actual Stock Plan. The author retains the right to modify, update, and enhance Stock Plans at their discretion.



9

DESIGN INFORMATION & SQUARE FOOTAGE

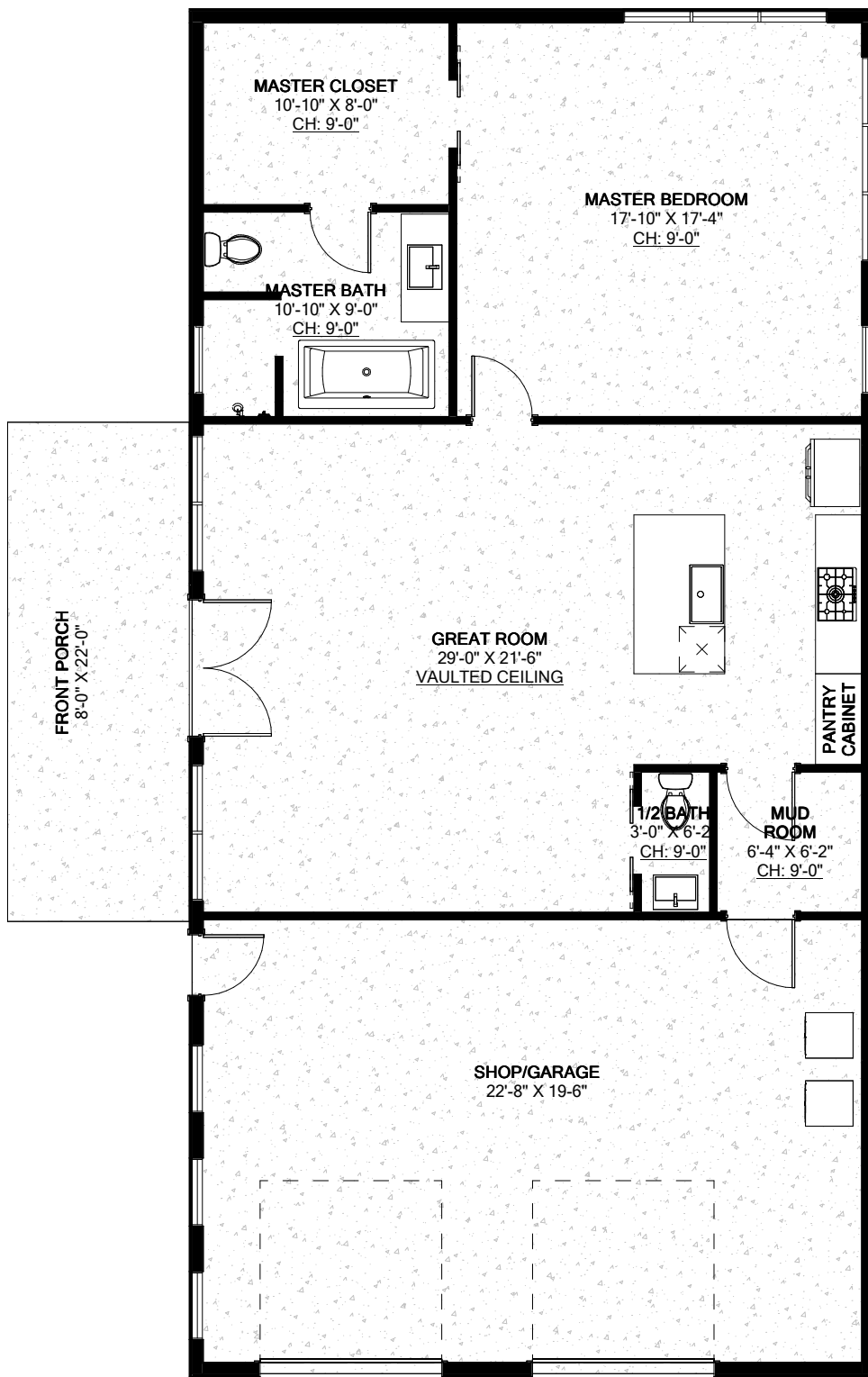
Bedrooms:	3	Living Area:	1,800 SF
Bathrooms:	2	Garage:	0 SF
Garages:	0	Porch:	500 SF
Width:	60'-0"	Patio:	0 SF
Depth:	30'-0"	Others:	0 SF

PLAN NAME

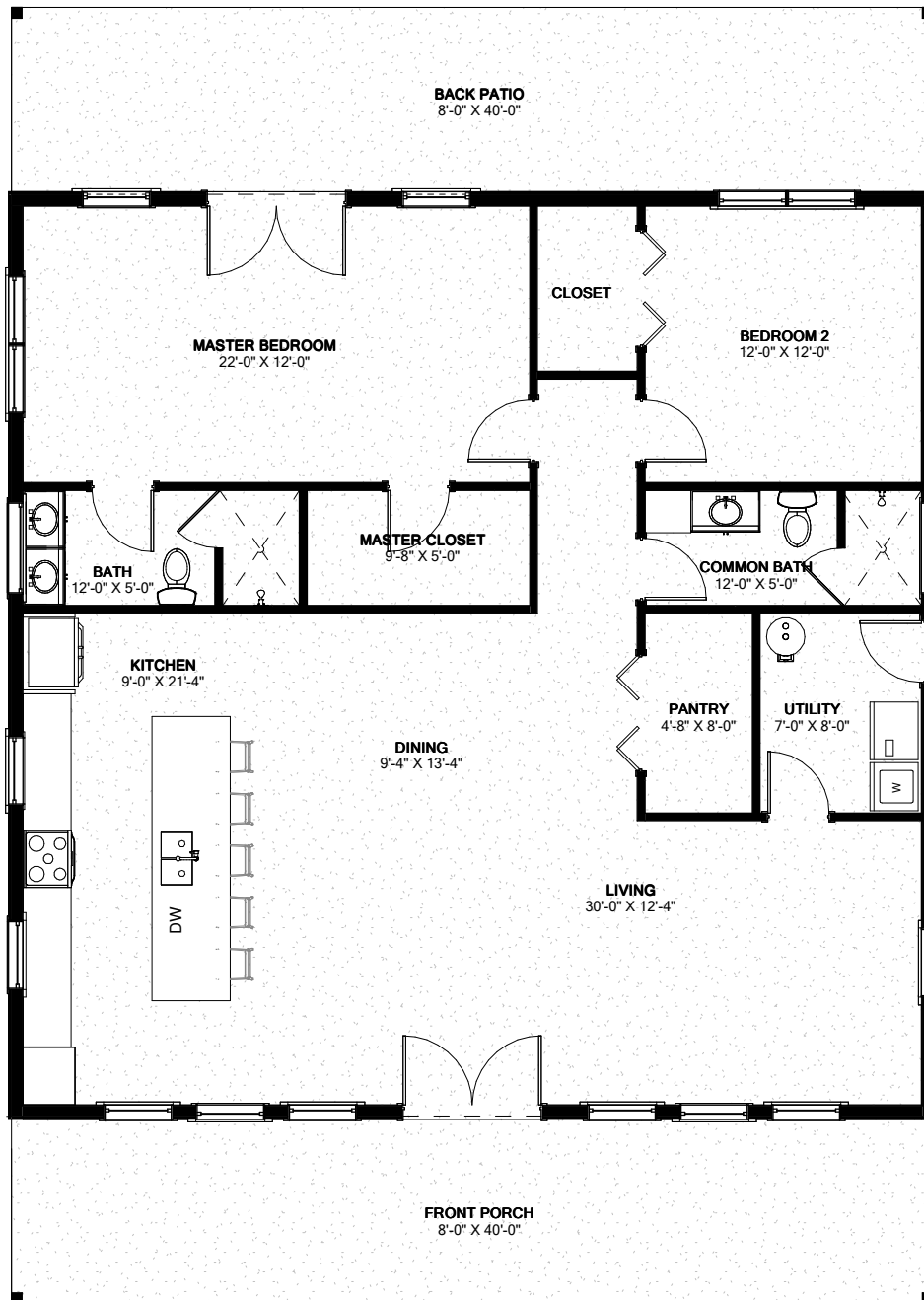
The Hayburn Plan
(HA1761-A)

9 OF 10

These visual depictions serve as the artist's interpretation of the Stock Plan and may exhibit slight variations from the actual Stock Plan. The author retains the right to modify, update, and enhance Stock Plans at their discretion.



10	DESIGN INFORMATION & SQUARE FOOTAGE		PLAN NAME	The Belgrave Plan (BE1771-A)	10 OF 10
	Bedrooms: 1	Living Area: 1,200 SF			
	Bathrooms: 1.5	Garage: 600 SF			
	Garages: 0	Porch: 176 SF			
	Width: 30'-0"	Patio: 0 SF			
Depth: 60'-0"	Others: 0 SF				
These visual depictions serve as the artist's interpretation of the Stock Plan and may exhibit slight variations from the actual Stock Plan. The author retains the right to modify, update, and enhance Stock Plans at their discretion.					



1

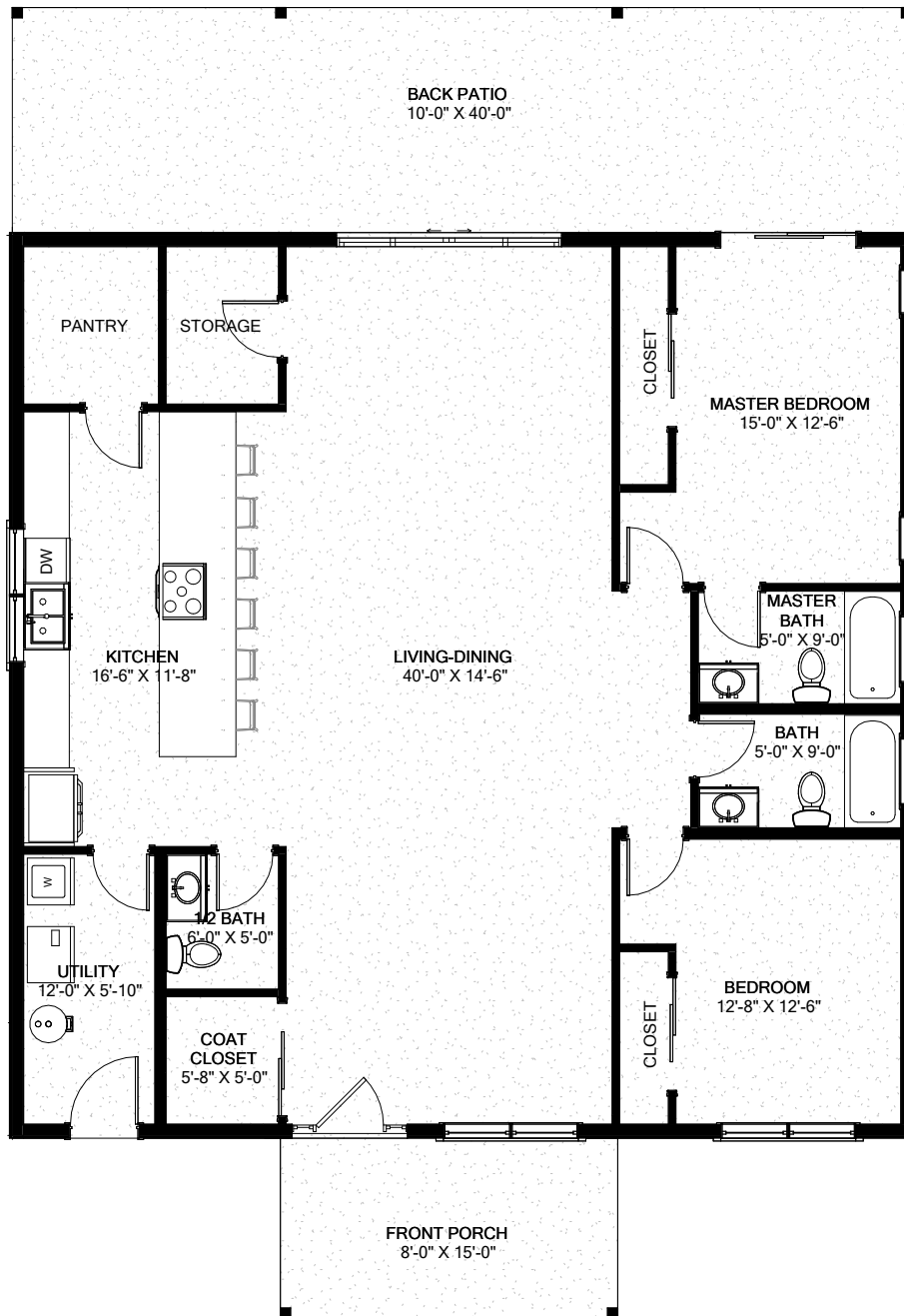
DESIGN INFORMATION & SQUARE FOOTAGE	
Bedrooms: 2	Living Area: 1,600 S.F.
Bathrooms: 2	Garage: 0 S.F.
Garages: 0	Porch: 640 S.F.
Width: 40'-0"	Patio: 0 S.F.
Depth: 40'-0"	Others: 0 S.F.

PLAN NAME

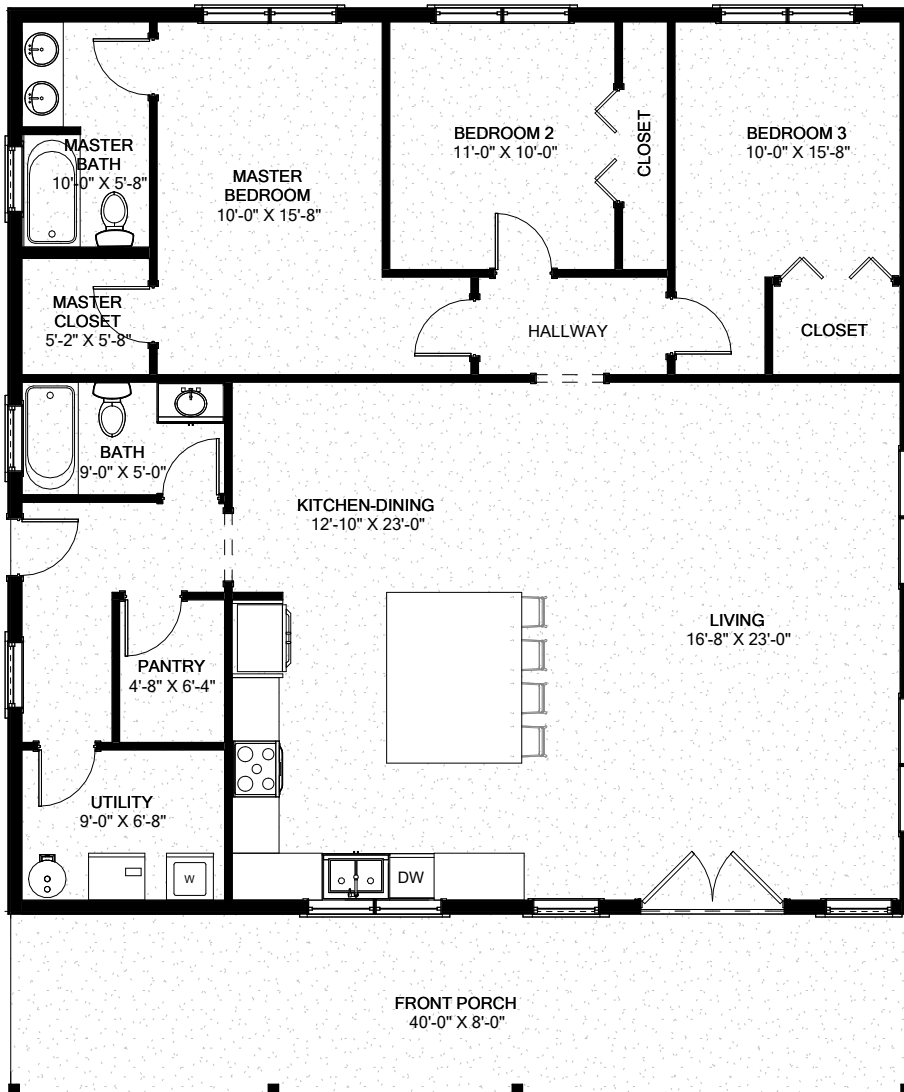
The Vernon Plan
(VE0802-A)

1 OF 8

These illustrations are an artist's representation of Stock Plan itself and may be slightly different than the actual Stock Plan itself. Author reserves the right to alter, update and improve Stock Plans at their discretion.



2	DESIGN INFORMATION & SQUARE FOOTAGE		PLAN NAME	The Caledon Plan (CA0812-A)	2 OF 8
	Bedrooms: 2	Living Area: 1,600 S.F.			
	Bathrooms: 2.5	Garage: 0 S.F.			
	Garages: 0	Porch: 120 S.F.			
	Width: 40'-0"	Patio: 400 S.F.			
Depth: 40'-0"	Others: 0 S.F.				
These illustrations are an artist's representation of Stock Plan itself and may be slightly different than the actual Stock Plan itself. Author reserves the right to alter, update and improve Stock Plans at their discretion.					



3

DESIGN INFORMATION & SQUARE FOOTAGE

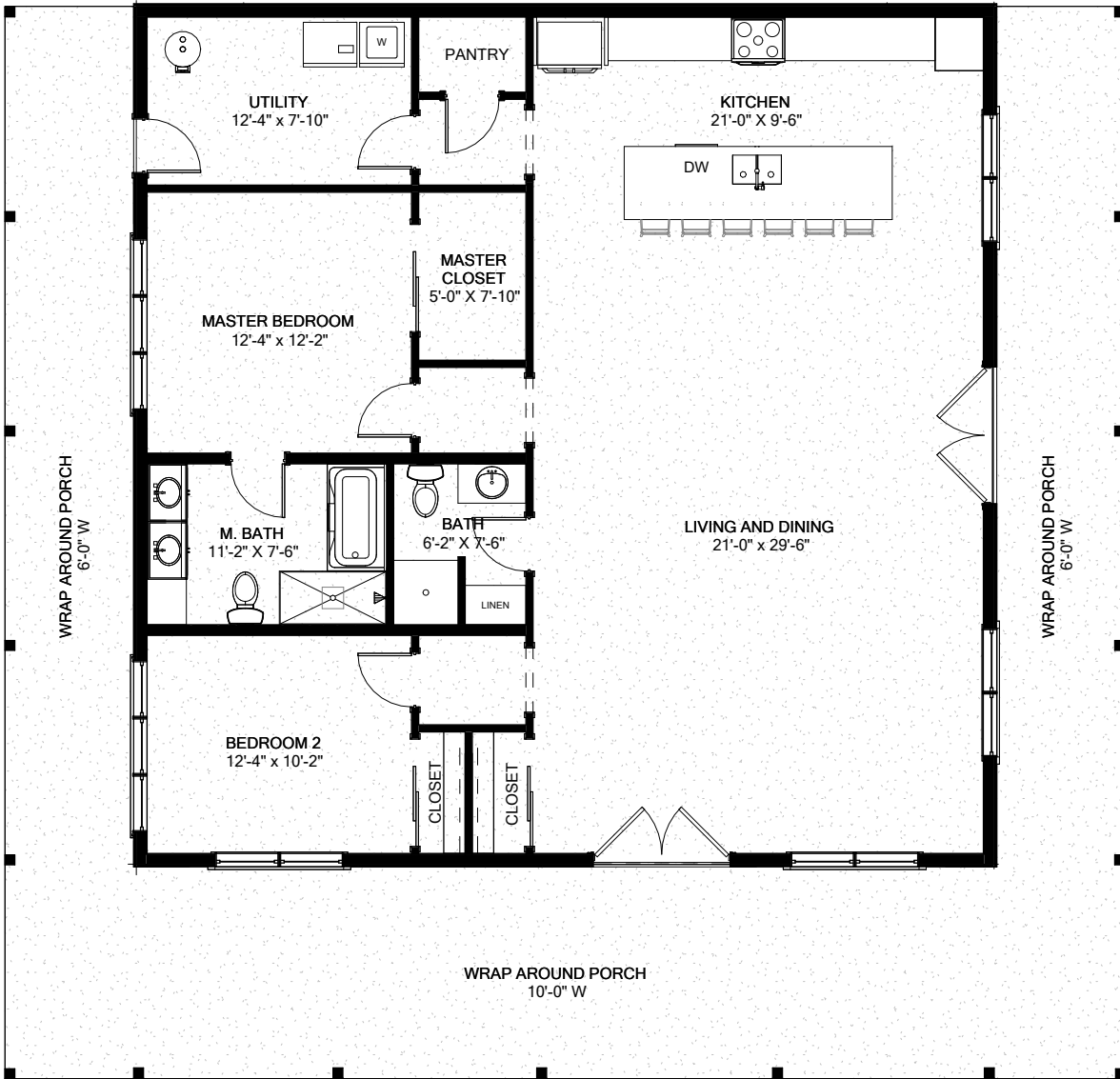
Bedrooms: 2	Living Area: 1,600 S.F.
Bathrooms: 3	Garage: 0 S.F.
Garages: 0	Porch: 320 S.F.
Width: 40'-0"	Patio: 0 S.F.
Depth: 40'-0"	Others: 0 S.F.

PLAN NAME

The Hopkins Plan
(H00822 - A)

3 OF 8

These illustrations are an artist's representation of Stock Plan itself and may be slightly different than the actual Stock Plan itself. Author reserves the right to alter, update and improve Stock Plans at their discretion.



4

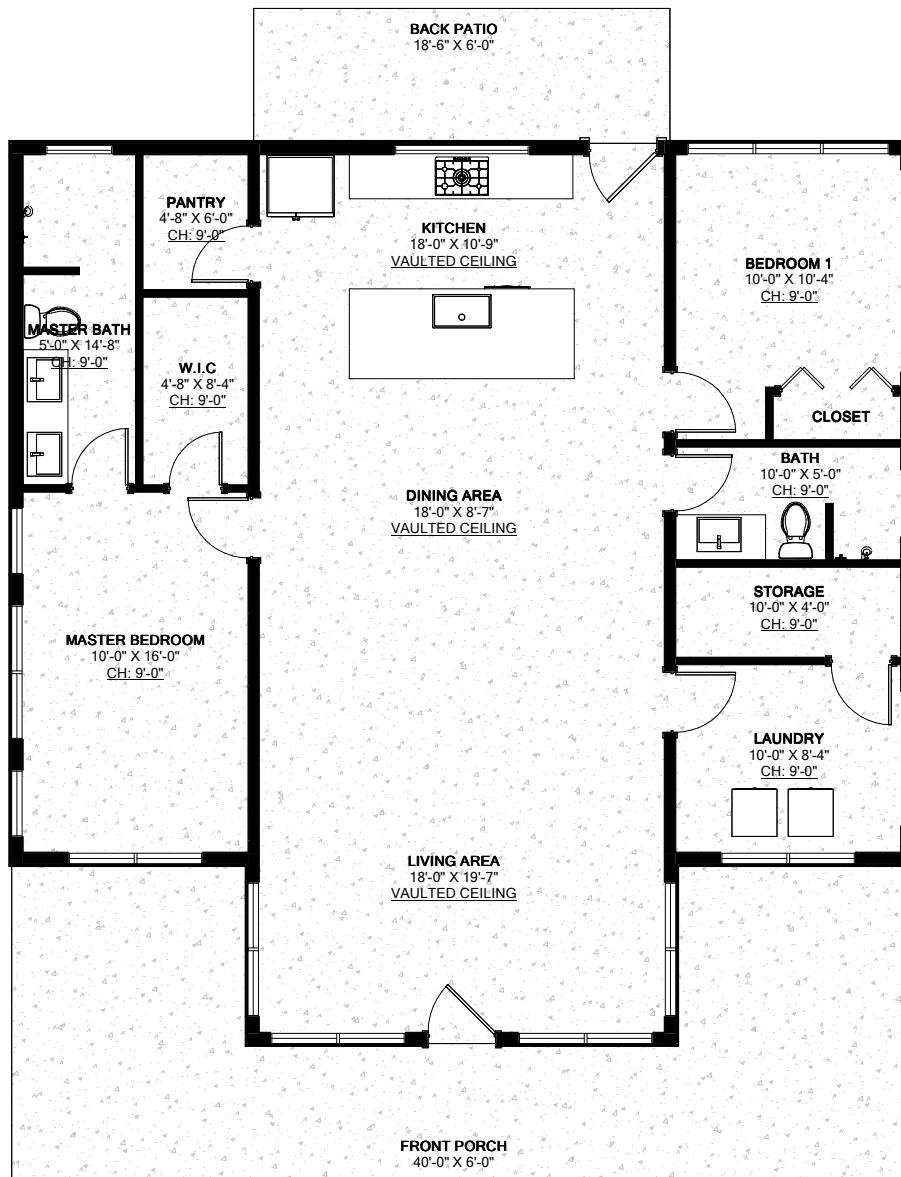
DESIGN INFORMATION & SQUARE FOOTAGE	
Bedrooms: 2	Living Area: 1,600 S.F.
Bathrooms: 2	Garage: 0 S.F.
Garages: 0	Porch: 998 S.F.
Width: 40'-0"	Patio: 0 S.F.
Depth: 40'-0"	Others: 0 S.F.

PLAN NAME

The Kendal Plan
(KE0832-A)

4 OF 8

These illustrations are an artist's representation of Stock Plan itself and may be slightly different than the actual Stock Plan itself. Author reserves the right to alter, update and improve Stock Plans at their discretion.



5

DESIGN INFORMATION & SQUARE FOOTAGE

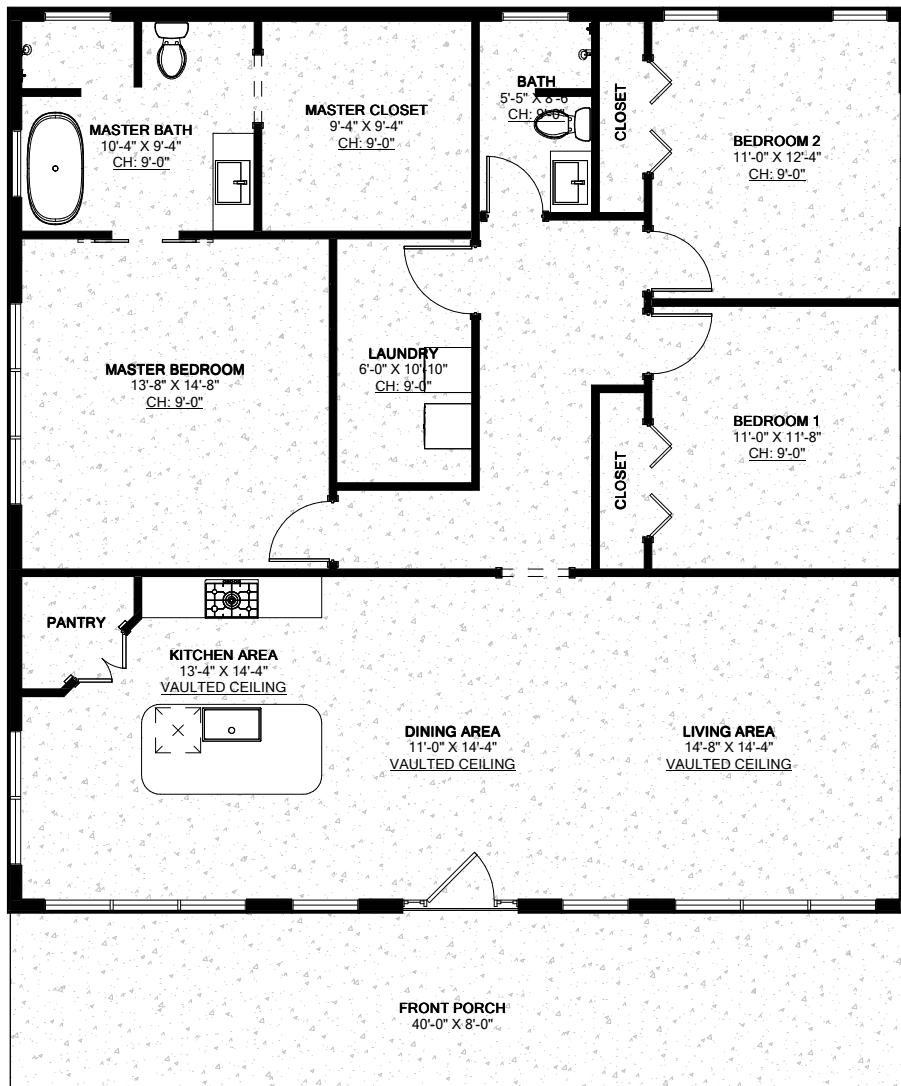
Bedrooms: 2	Living Area: 1,432 SF
Bathrooms: 2	Garage: 0 SF
Garages: 0	Porch: 408 SF
Width: 40'-0"	Patio: 111 SF
Depth: 40'-0"	Others: 0 SF

PLAN NAME

The Claygate Plan
(CL1781-A)

5 OF 8

These visual depictions serve as the artist's interpretation of the Stock Plan and may exhibit slight variations from the actual Stock Plan. The author retains the right to modify, update, and enhance Stock Plans at their discretion



6

DESIGN INFORMATION & SQUARE FOOTAGE

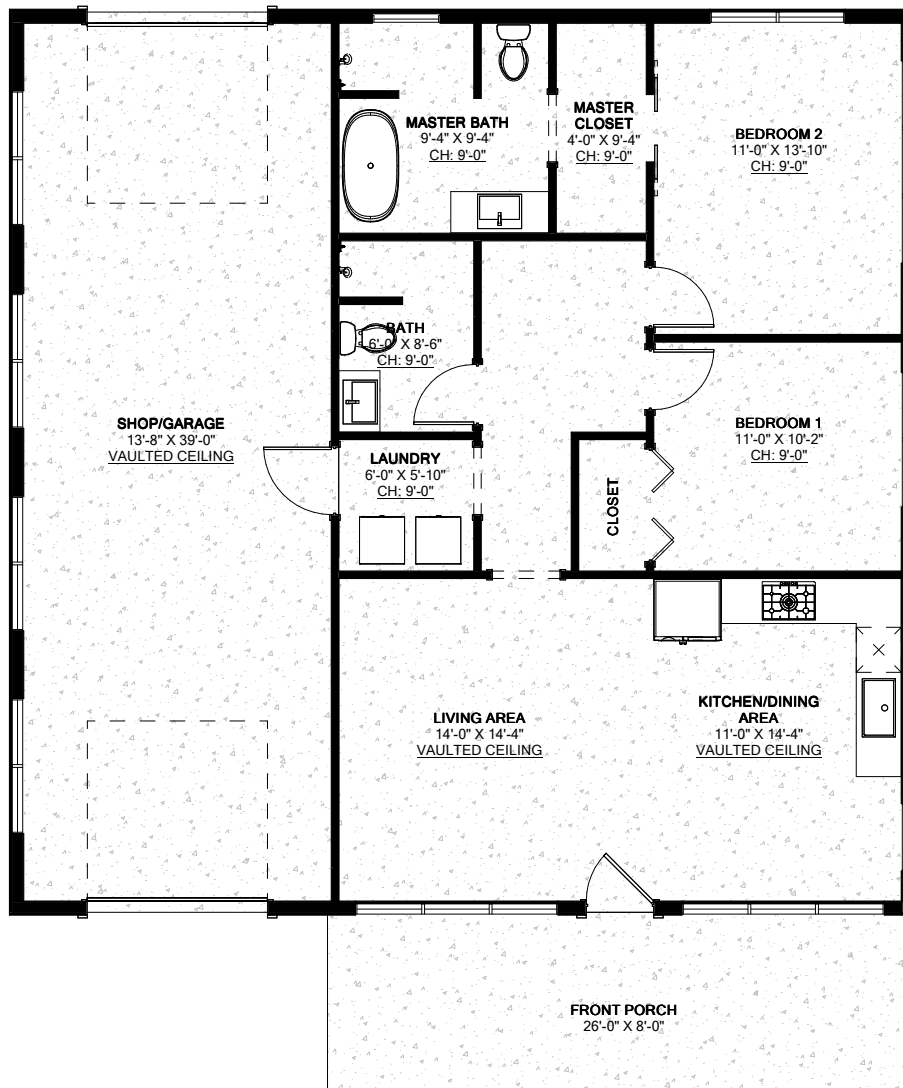
Bedrooms:	3	Living Area:	1,600 SF
Bathrooms:	2	Garage:	0 SF
Garages:	0	Porch:	320 SF
Width:	40'-0"	Patio:	0 SF
Depth:	40'-0"	Others:	0 SF

PLAN NAME

The Ridebridge Plan
(RI1791-A)

6 OF 8

These visual depictions serve as the artist's interpretation of the Stock Plan and may exhibit slight variations from the actual Stock Plan. The author retains the right to modify, update, and enhance Stock Plans at their discretion



7

DESIGN INFORMATION & SQUARE FOOTAGE

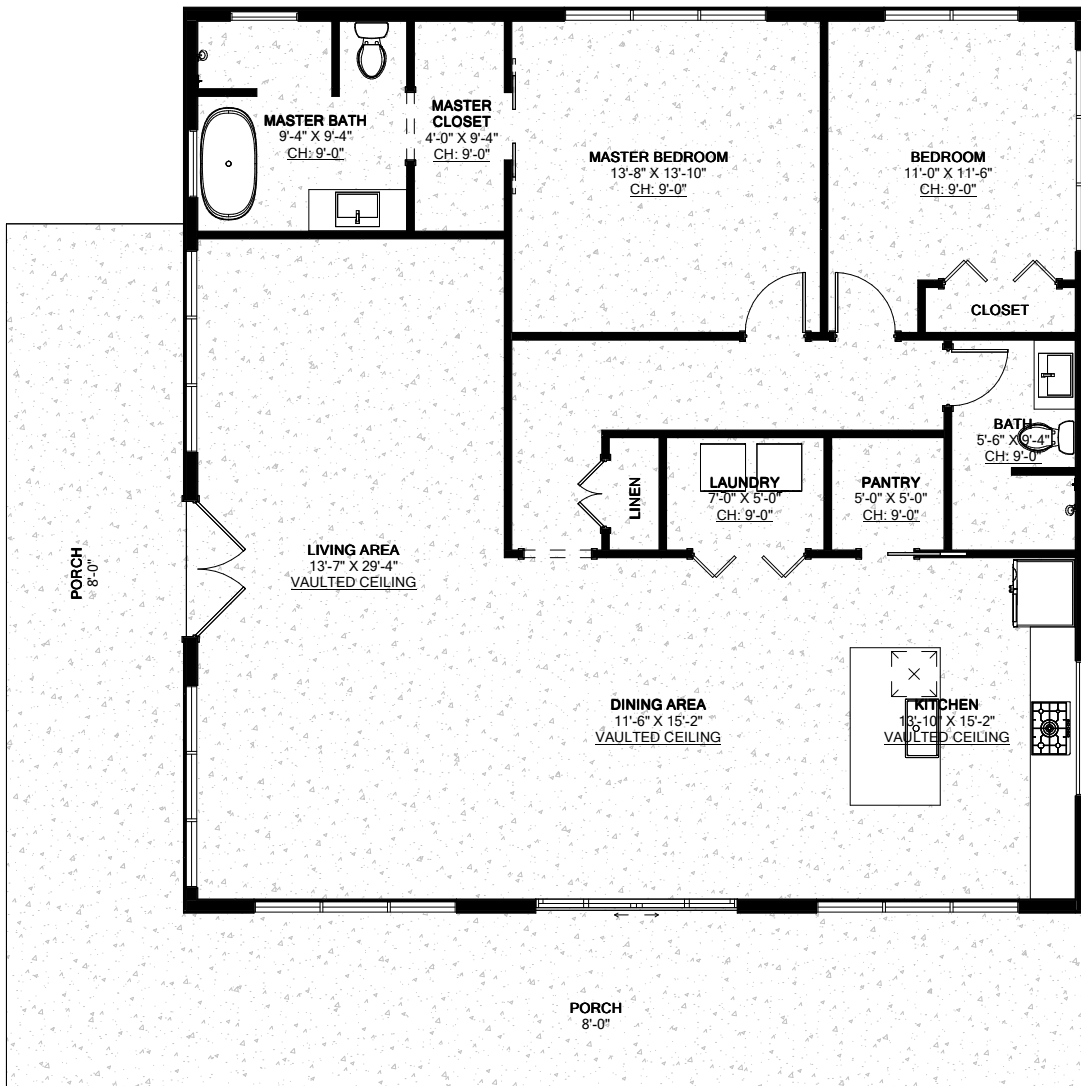
Bedrooms: 2	Living Area: 1,020 SF
Bathrooms: 2	Garage: 580 SF
Garages: 2	Porch: 208 SF
Width: 40'-0"	Patio: 0 SF
Depth: 40'-0"	Others: 0 SF

PLAN NAME

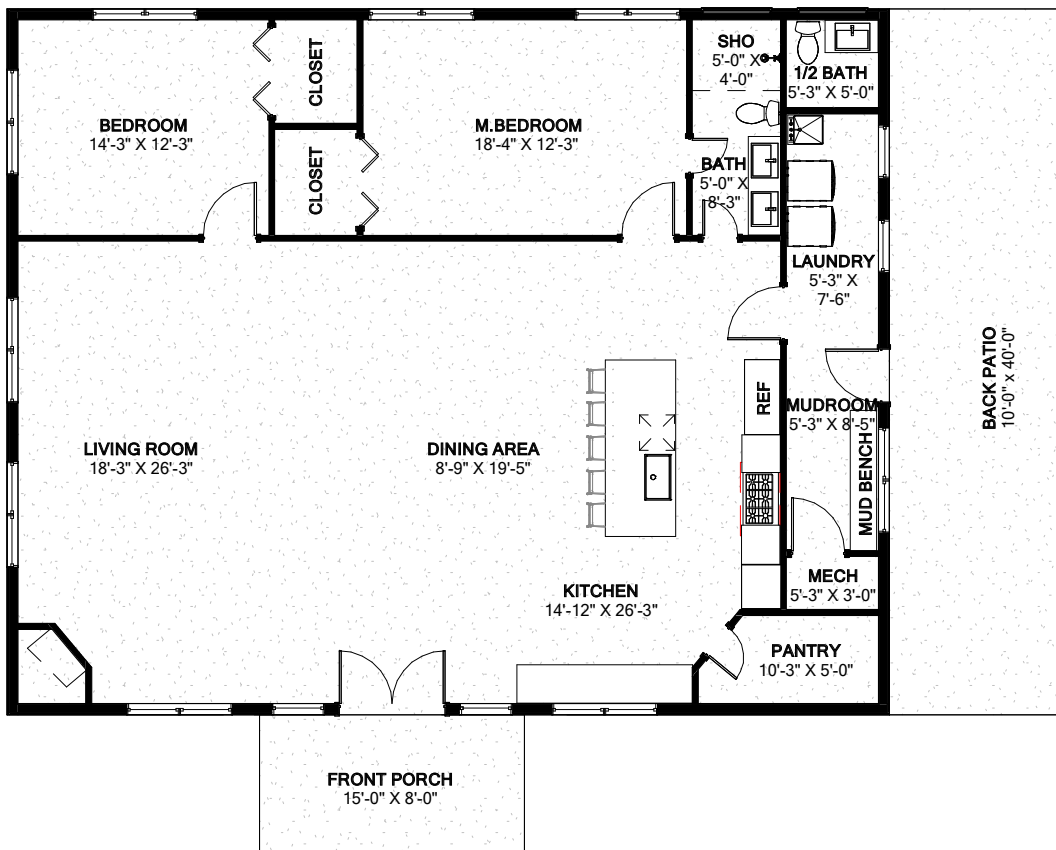
The Edridge Plan
(ED1801-A)

7 OF 8

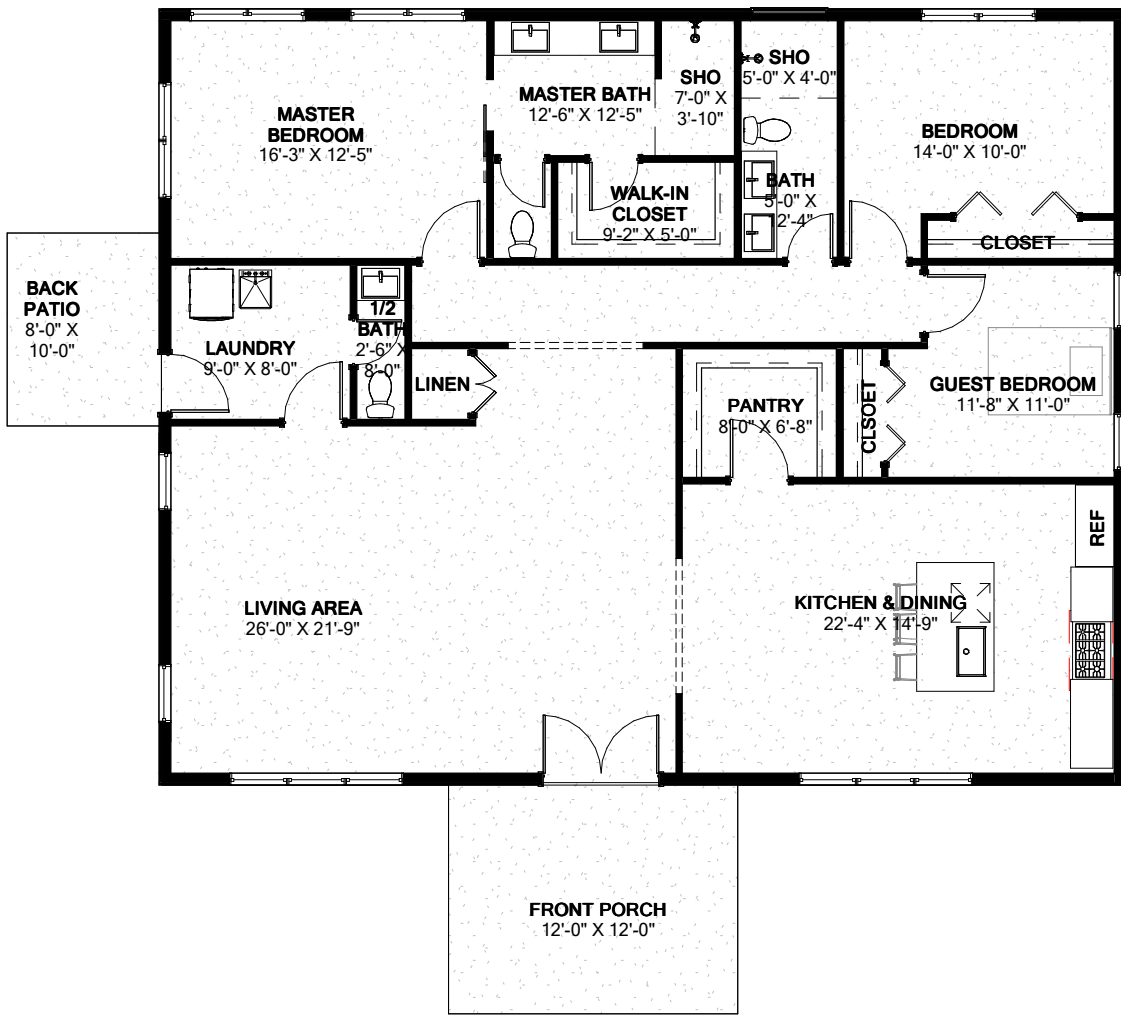
These visual depictions serve as the artist's interpretation of the Stock Plan and may exhibit slight variations from the actual Stock Plan. The author retains the right to modify, update, and enhance Stock Plans at their discretion



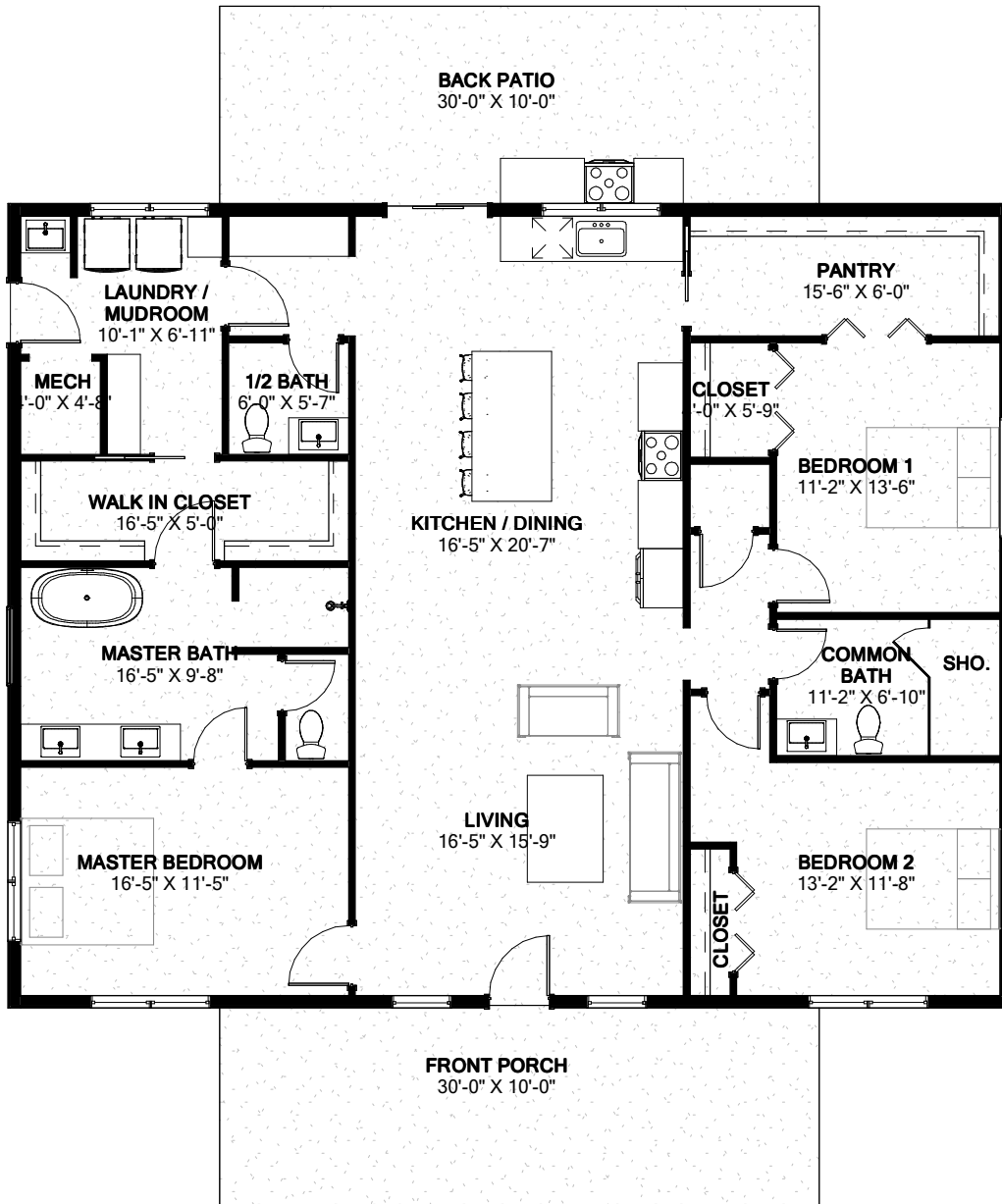
8	DESIGN INFORMATION & SQUARE FOOTAGE		PLAN NAME The Monega Plan (M01811-A)	8 OF 8
	Bedrooms: 2	Living Area: 1,600 SF		
	Bathrooms: 2	Garage: 0 SF		
	Garages: 0	Porch: 628 SF		
	Width: 40'-0"	Patio: 0 SF		
Depth: 40'-0"	Others: 0 SF			
These visual depictions serve as the artist's interpretation of the Stock Plan and may exhibit slight variations from the actual Stock Plan. The author retains the right to modify, update, and enhance Stock Plans at their discretion.				



1	DESIGN INFORMATION & SQUARE FOOTAGE		PLAN NAME The Clarium Plan (CL0842-A)	1 OF 8
	Bedrooms: 2	Living Area: 2,000 SF		
	Bathrooms: 1.5	Garage: 0 SF		
	Garages: 0	Porch: 120 SF		
	Width: 50'-0"	Patio: 400 SF		
Depth: 40'-0"	Others: 0 SF			
These illustrations are an artist's representation of Stock Plan itself and may be slightly different than the actual Stock Plan itself. Author reserves the right to alter, update and improve Stock Plans at their discretion.				



2	DESIGN INFORMATION & SQUARE FOOTAGE		PLAN NAME The Brooklands Plan (BR0853-A)	2 OF 8
	Bedrooms: 3	Living Area: 2,000 SF		
	Bathrooms: 2.5	Garage: 0 SF		
	Garages: 0	Porch: 144 SF		
	Width: 50'-0"	Patio: 80 SF		
Depth: 40'-0"	Others: 0 SF			
These illustrations are an artist's representation of Stock Plan itself and may be slightly different than the actual Stock Plan itself. Author reserves the right to alter, update and improve Stock Plans at their discretion.				



3

DESIGN INFORMATION & SQUARE FOOTAGE

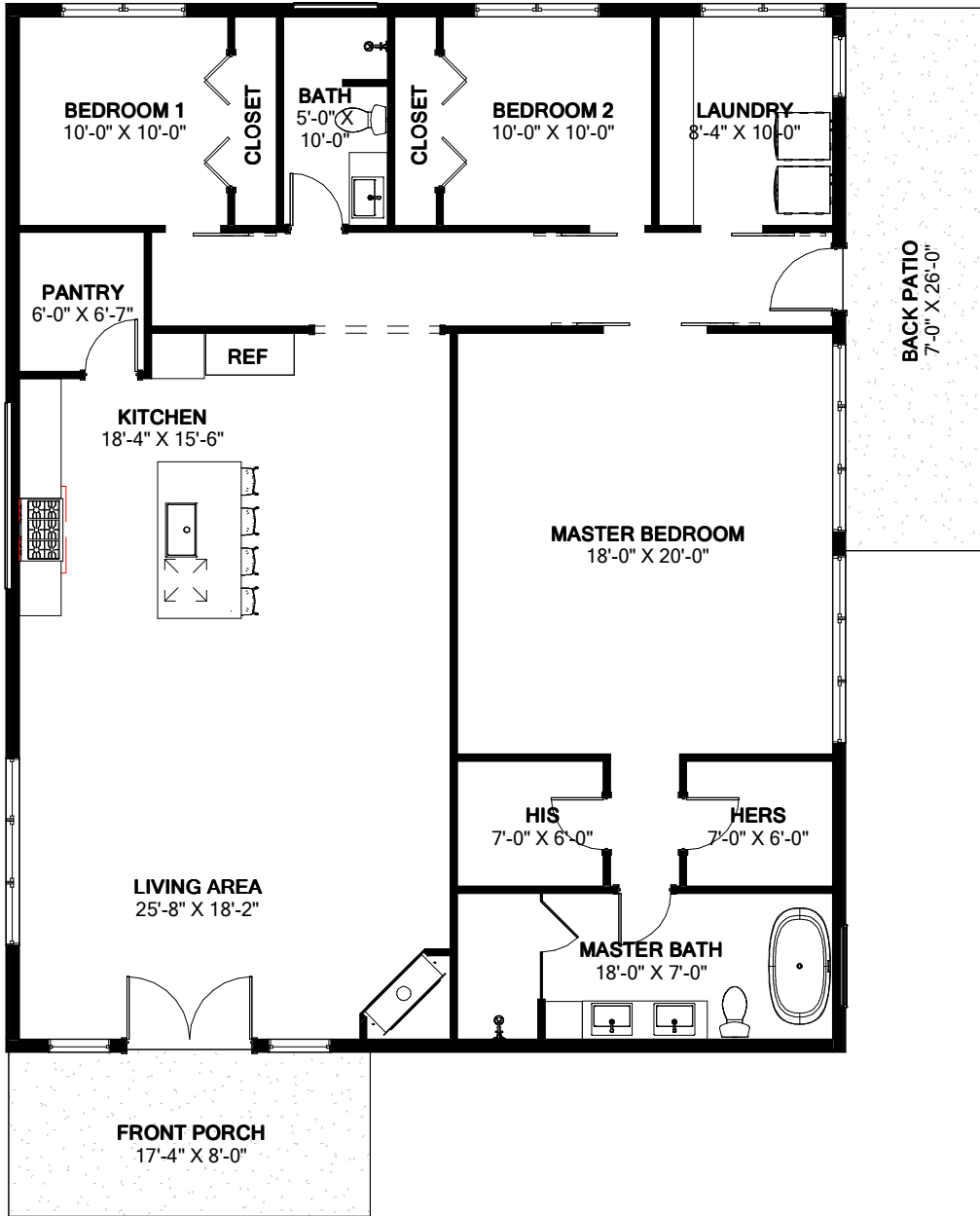
Bedrooms:	3	Living Area:	2,000 SF
Bathrooms:	2.5	Garage:	0 SF
Garages:	0	Porch:	300 SF
Width:	50'-0"	Patio:	300 SF
Depth:	40'-0"	Others:	0 SF

PLAN NAME

The Walker Plan
(WA0863-A)

3 OF 8

These illustrations are an artist's representation of Stock Plan itself and may be slightly different than the actual Stock Plan itself. Author reserves the right to alter, update and improve Stock Plans at their discretion.



4

DESIGN INFORMATION & SQUARE FOOTAGE

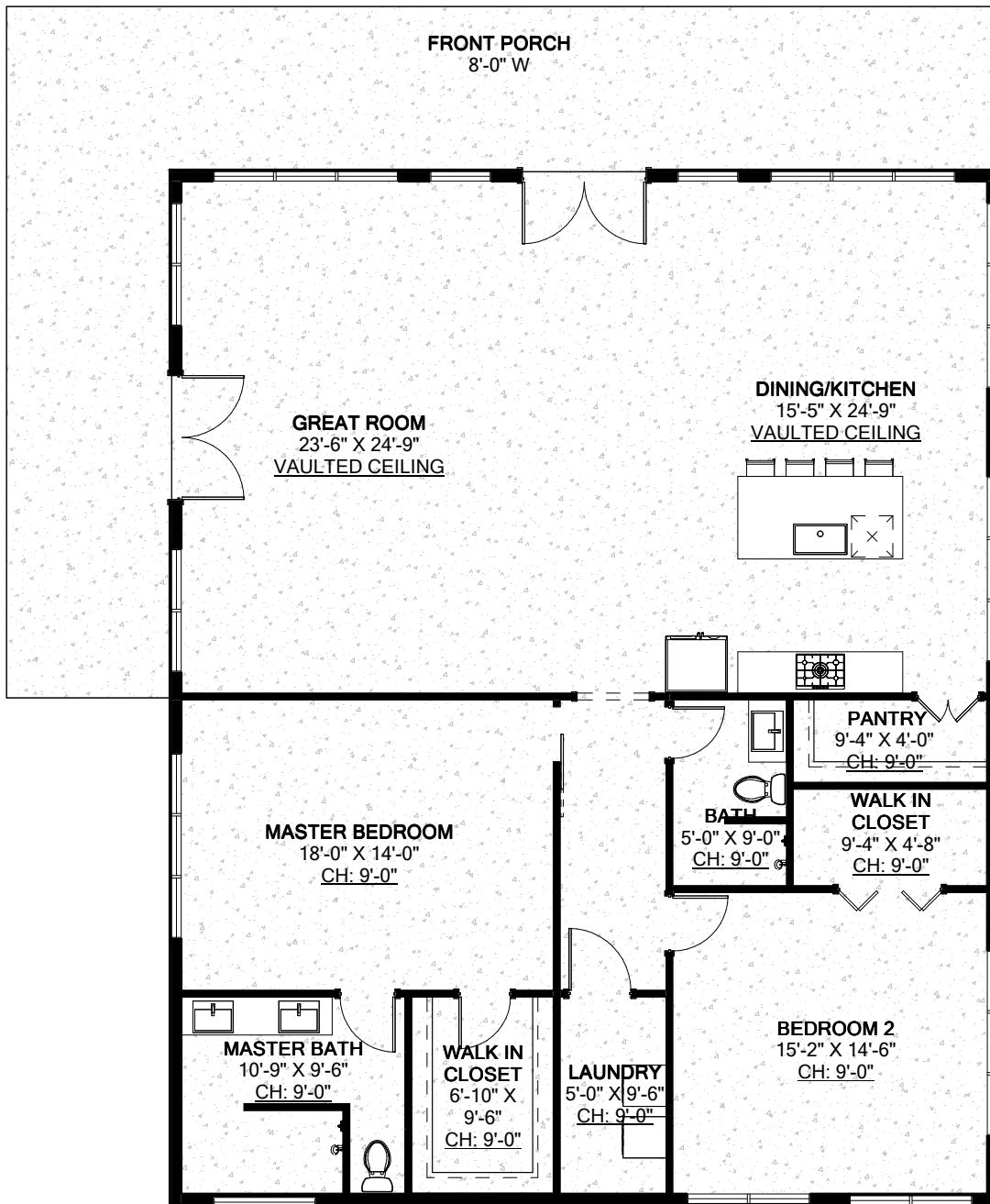
Bedrooms:	3	Living Area:	2,000 SF
Bathrooms:	2	Garage:	0 SF
Garages:	0	Porch:	138 SF
Width:	40'-0"	Patio:	182 SF
Depth:	50'-0"	Others:	0 SF

PLAN NAME

The Neville Plan
(NE0873-A)

4 OF 8

These illustrations are an artist's representation of Stock Plan itself and may be slightly different than the actual Stock Plan itself. Author reserves the right to alter, update and improve Stock Plans at their discretion.



5

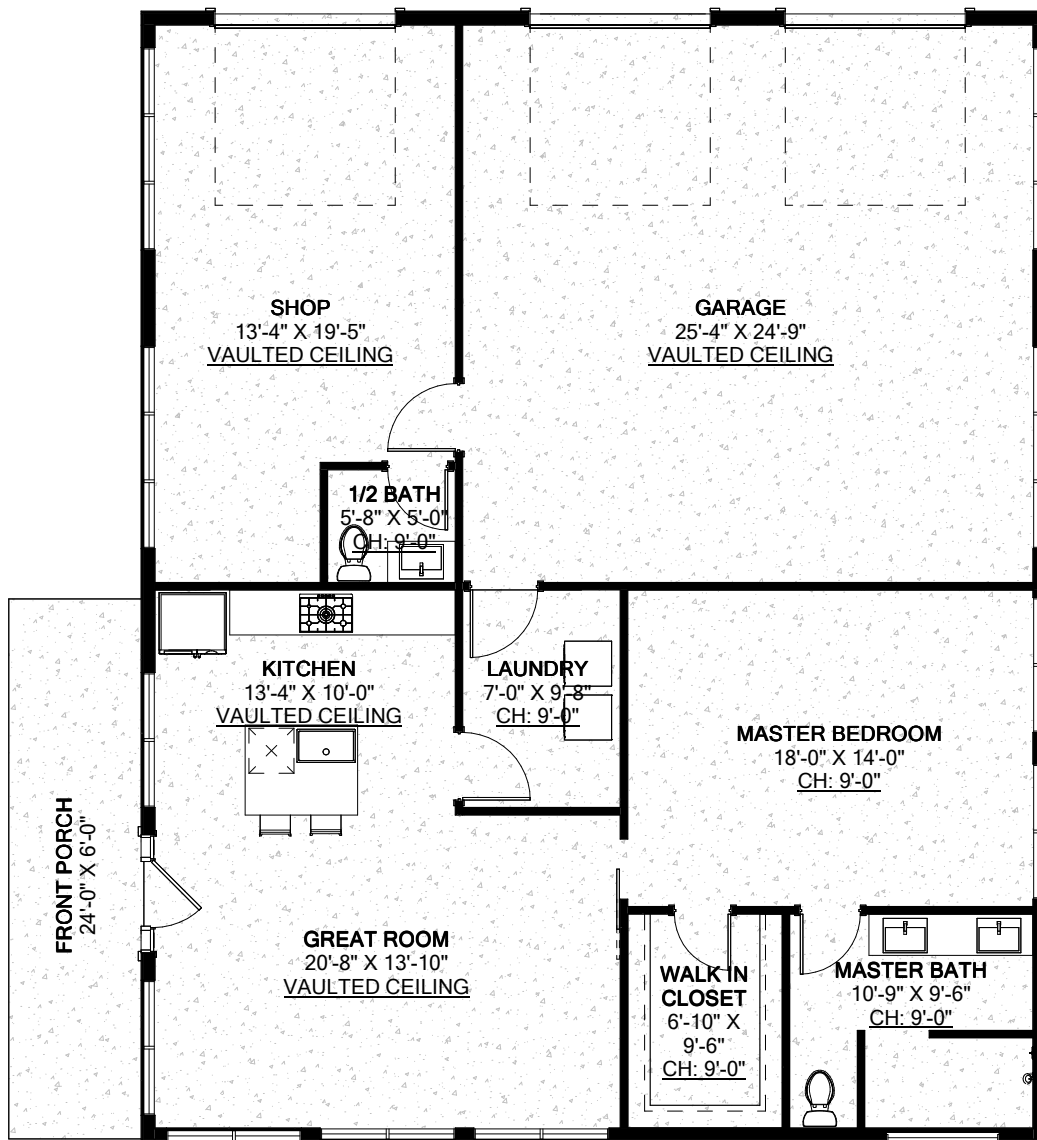
DESIGN INFORMATION & SQUARE FOOTAGE	
Bedrooms: 2	Living Area: 2,000 SF
Bathrooms: 2	Garage: 0 SF
Garages: 0	Porch: 588 SF
Width: 40'-0"	Patio: 0 SF
Depth: 50'-0"	Others: 0 SF

PLAN NAME

The Elgin Plan
(EL1821-A)

5 OF 8

These visual depictions serve as the artist's interpretation of the Stock Plan and may exhibit slight variations from the actual Stock Plan. The author retains the right to modify, update, and enhance Stock Plans at their discretion.



6

DESIGN INFORMATION & SQUARE FOOTAGE

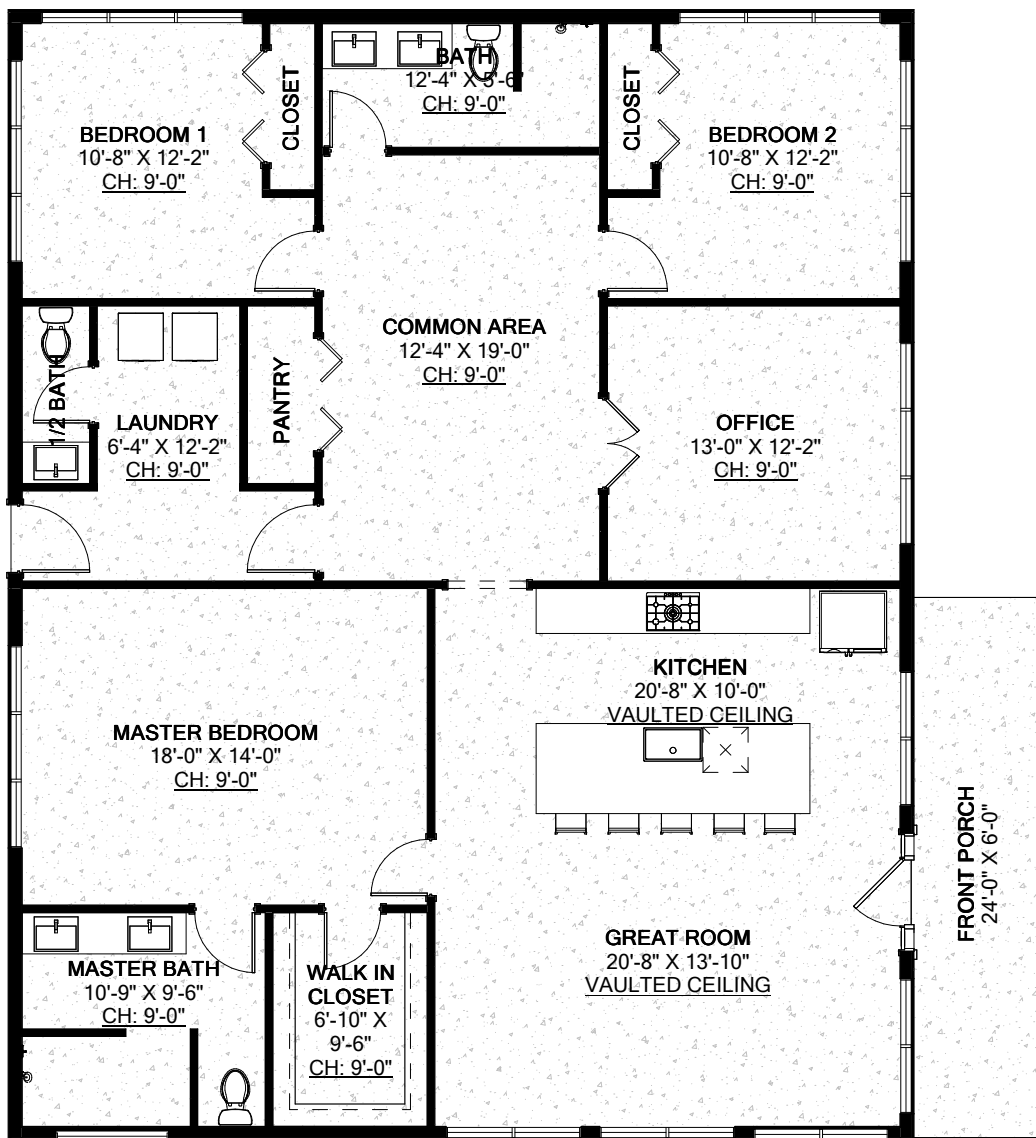
Bedrooms:	1	Living Area:	977 SF
Bathrooms:	1.5	Garage:	1,024 SF
Garages:	3	Porch:	144 SF
Width:	40'-0"	Patio:	0 SF
Depth:	50'-0"	Others:	0 SF

PLAN NAME

The Cumberland Plan
(CU1831-A)

6 OF 8

These visual depictions serve as the artist's interpretation of the Stock Plan and may exhibit slight variations from the actual Stock Plan. The author retains the right to modify, update, and enhance Stock Plans at their discretion.



7

DESIGN INFORMATION & SQUARE FOOTAGE

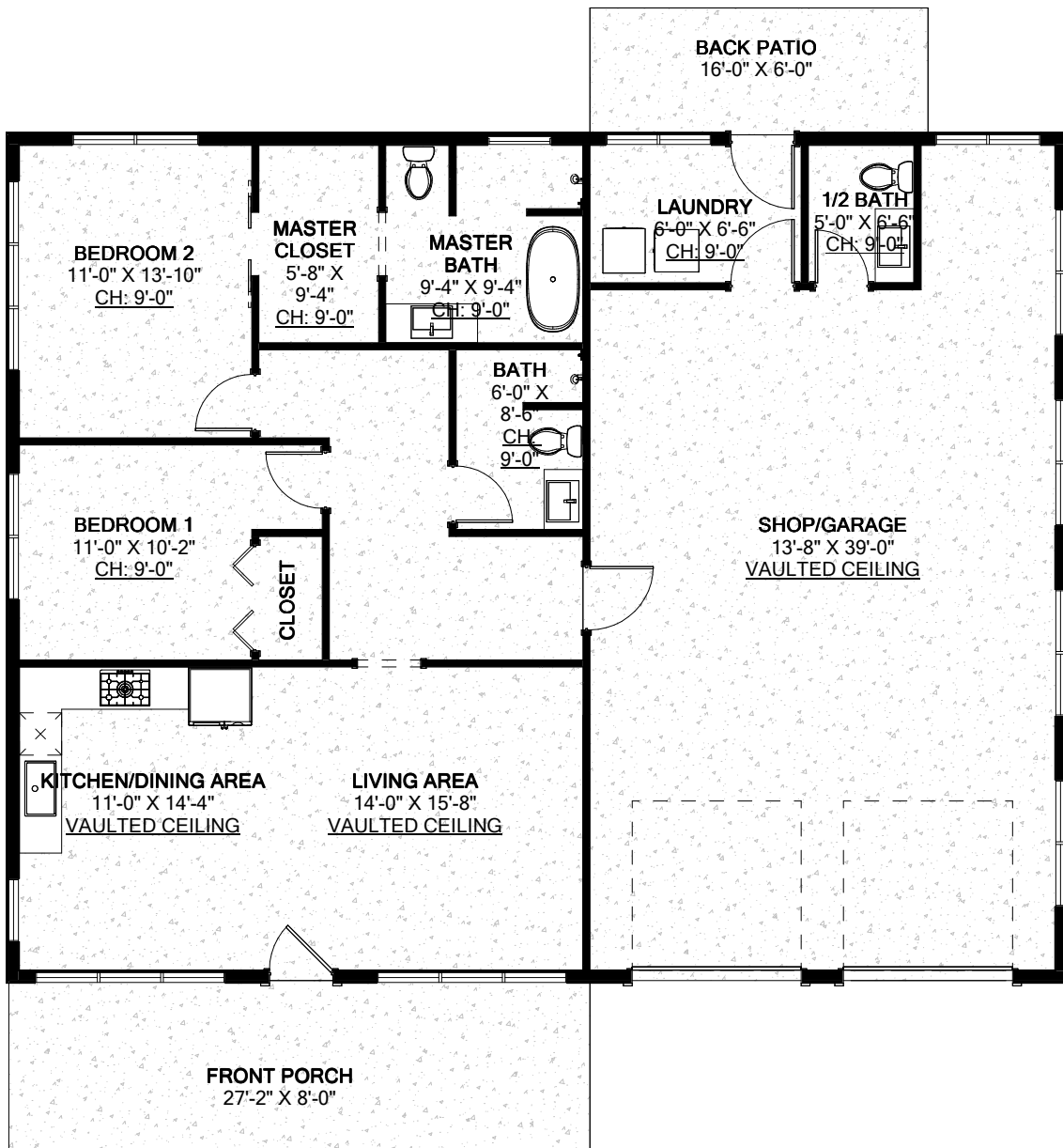
Bedrooms:	3	Living Area:	2,000 SF
Bathrooms:	2.5	Garage:	0 SF
Garages:	0	Porch:	144 SF
Width:	40'-0"	Patio:	0 SF
Depth:	50'-0"	Others:	0 SF

PLAN NAME

The Burges Plan
(BU1841-A)

7 OF 8

These visual depictions serve as the artist's interpretation of the Stock Plan and may exhibit slight variations from the actual Stock Plan. The author retains the right to modify, update, and enhance Stock Plans at their discretion.



8

DESIGN INFORMATION & SQUARE FOOTAGE

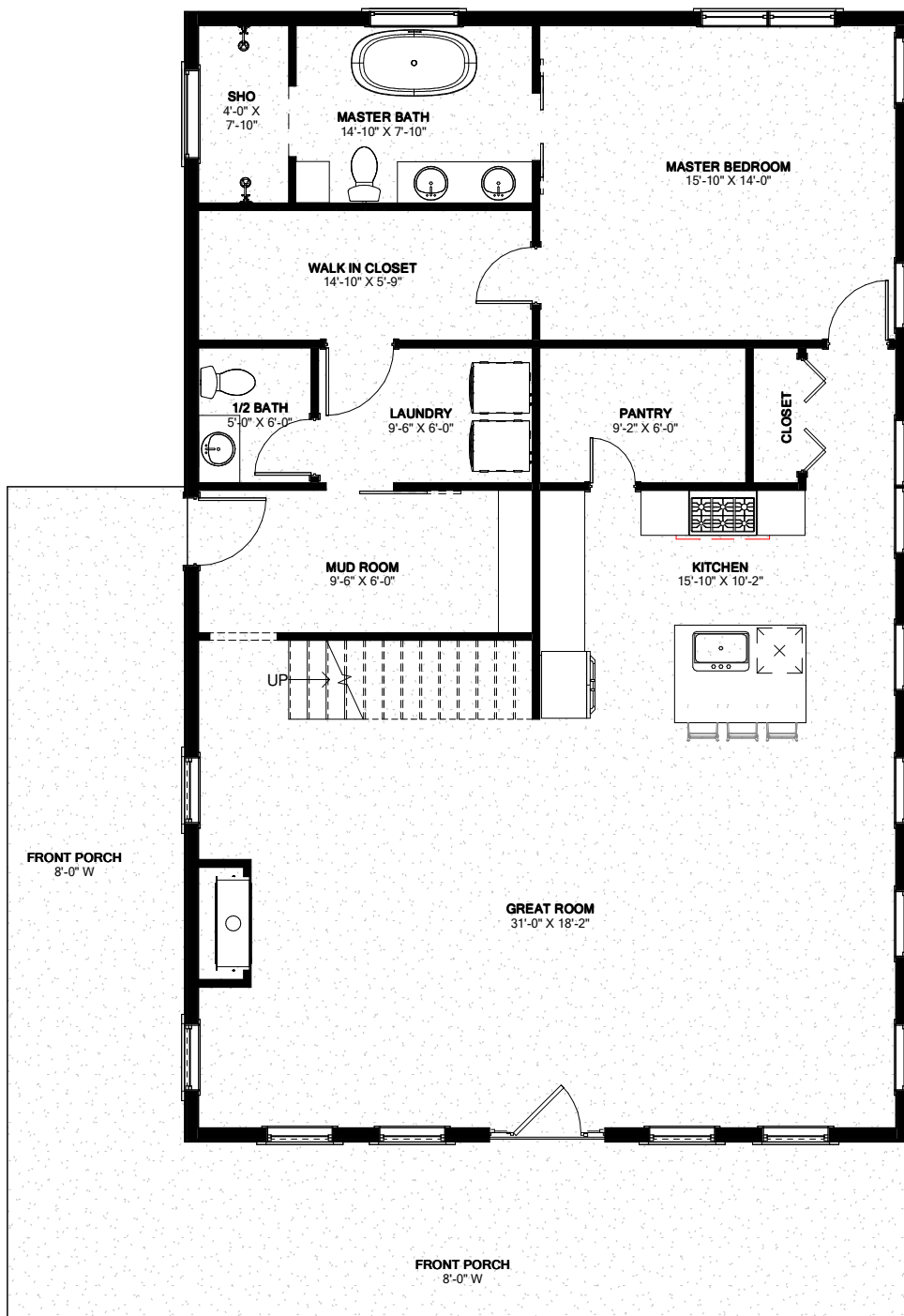
Bedrooms: 2	Living Area: 1,087 SF
Bathrooms: 2.5	Garage: 914 SF
Garages: 2	Porch: 220 SF
Width: 50'-0"	Patio: 0 SF
Depth: 40'-0"	Others: 0 SF

PLAN NAME

The Tilbury Plan
(TI1851-A)

8 OF 8

These visual depictions serve as the artist's interpretation of the Stock Plan and may exhibit slight variations from the actual Stock Plan. The author retains the right to modify, update, and enhance Stock Plans at their discretion



1 GROUND FLOOR PLAN
3/16" = 1'-0"

1

DESIGN INFORMATION & SQUARE FOOTAGE

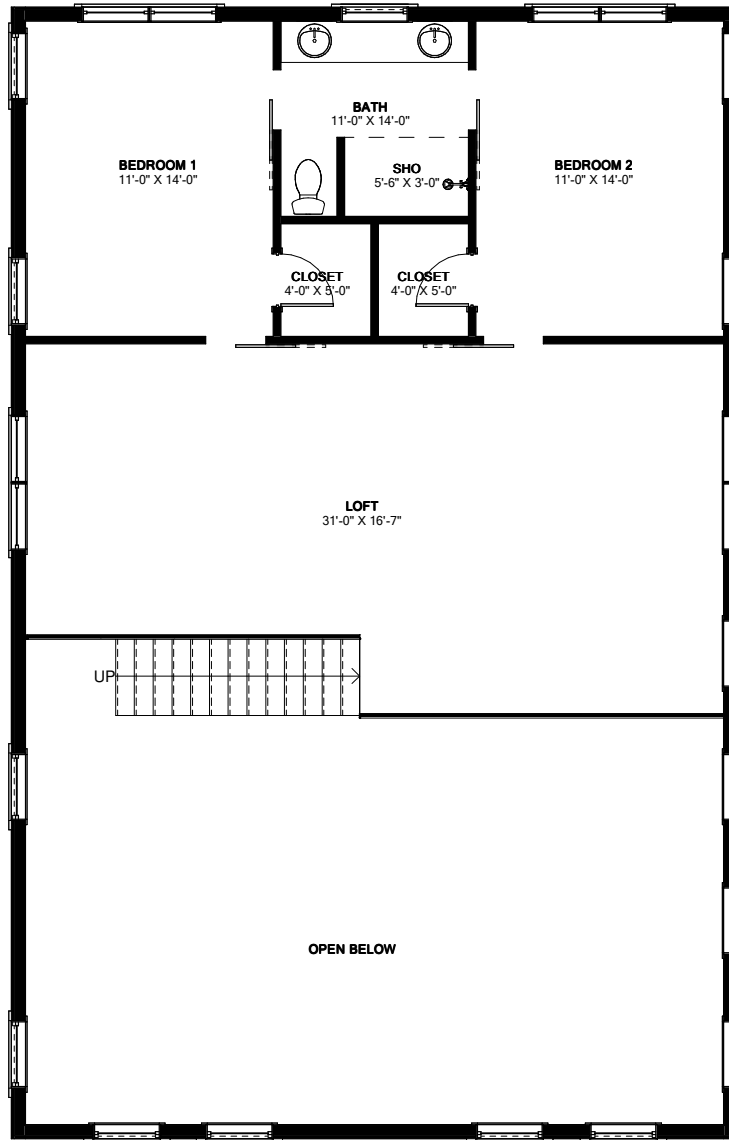
Bedrooms: 3	Living Area: 2,550 SF
Bathrooms: 2.5	Garage: 0 SF
Garages: 0	Porch: 552 SF
Width: 32'-0"	Patio: 0 SF
Depth: 50'-0"	Others: 0 SF

PLAN NAME

The Glenparke Plan
(GL0883-A)

1 OF 10

These illustrations are an artist's representation of Stock Plan itself and may be slightly different than the actual Stock Plan itself. Author reserves the right to alter, update and improve Stock Plans at their discretion.



2 SECOND FLOOR PLAN
3/16" = 1'-0"

1

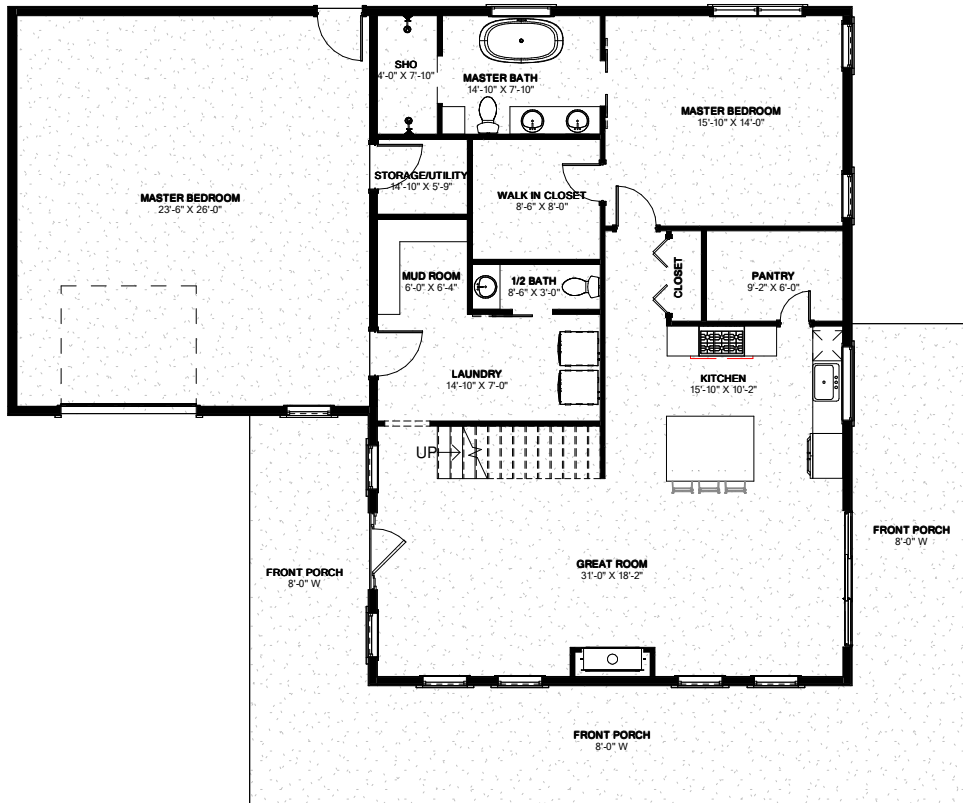
DESIGN INFORMATION & SQUARE FOOTAGE	
Bedrooms: 3	Living Area: 2,550 SF
Bathrooms: 2.5	Garage: 0 SF
Garages: 0	Porch: 552 SF
Width: 32'-0"	Patio: 0 SF
Depth: 50'-0"	Others: 0 SF

PLAN NAME

The Glenparke Plan
(GL0883-A)

1 OF 10

These illustrations are an artist's representation of Stock Plan itself and may be slightly different than the actual Stock Plan itself. Author reserves the right to alter, update and improve Stock Plans at their discretion.



1 GROUND FLOOR PLAN
1/8" = 1'-0"

2

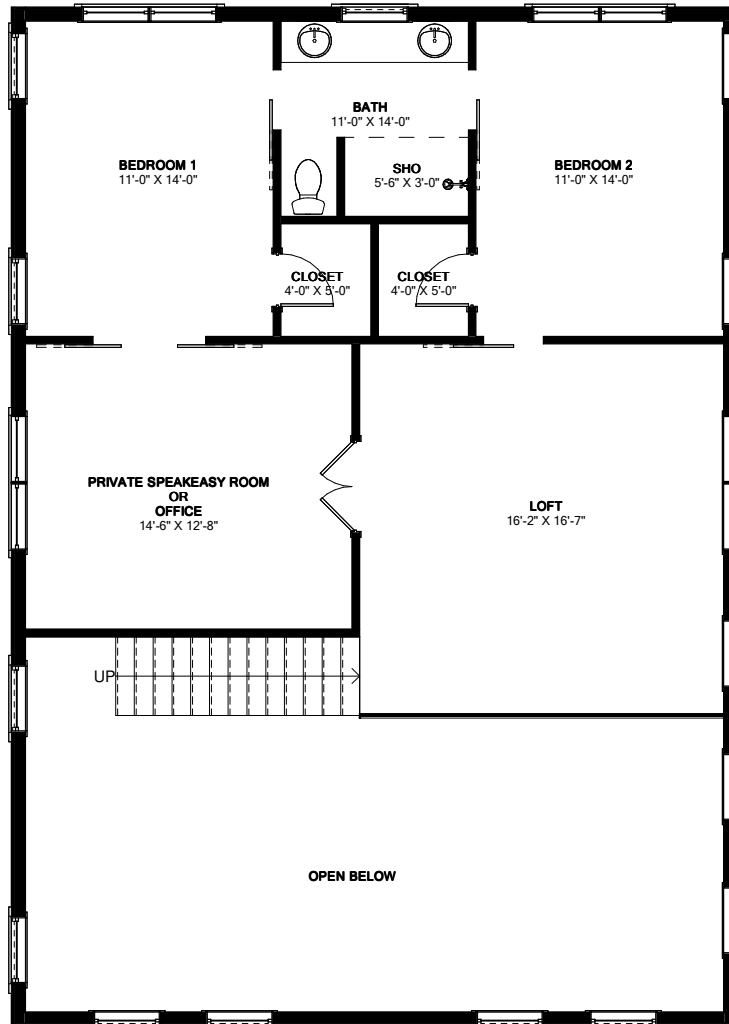
DESIGN INFORMATION & SQUARE FOOTAGE	
Bedrooms: 3	Living Area: 2,550 SF
Bathrooms: 2.5	Garage: 650 SF
Garages: 0	Porch: 720 SF
Width: 32'-0"	Patio: 0 SF
Depth: 50'-0"	Others: 0 SF

PLAN NAME

The Windsor Plan
(WI0893-A)

2 OF 10

These illustrations are an artist's representation of Stock Plan itself and may be slightly different than the actual Stock Plan itself. Author reserves the right to alter, update and improve Stock Plans at their discretion.



2 SECOND FLOOR PLAN
3/16" = 1'-0"

2

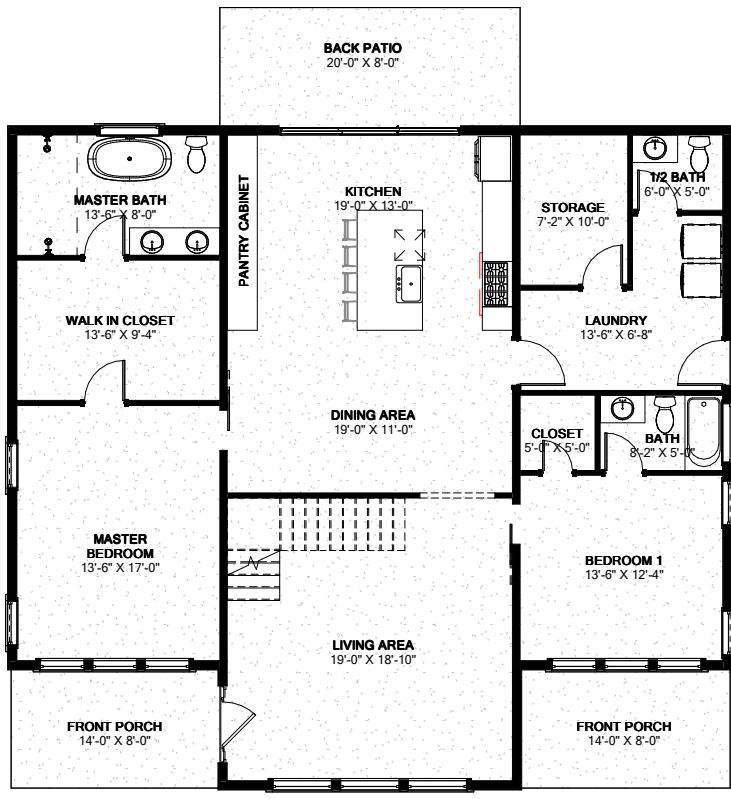
DESIGN INFORMATION & SQUARE FOOTAGE	
Bedrooms: 3	Living Area: 2,390 SF
Bathrooms: 2.5	Garage: 0 SF
Garages: 1	Porch: 552 SF
Width: 32'-0"	Patio: 0 SF
Depth: 45'-0"	Others: 0 SF

PLAN NAME

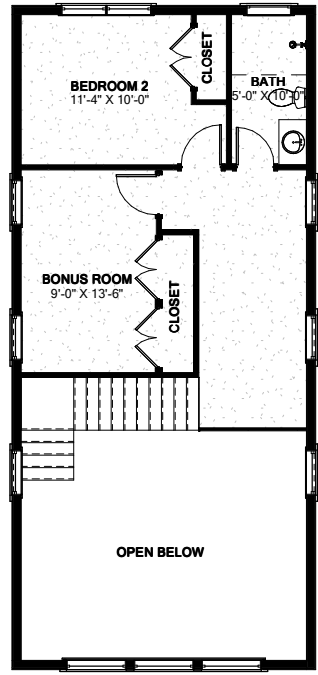
The Windsor Plan
(WI0893-A)

2 OF 10

These illustrations are an artist's representation of Stock Plan itself and may be slightly different than the actual Stock Plan itself. Author reserves the right to alter, update and improve Stock Plans at their discretion.

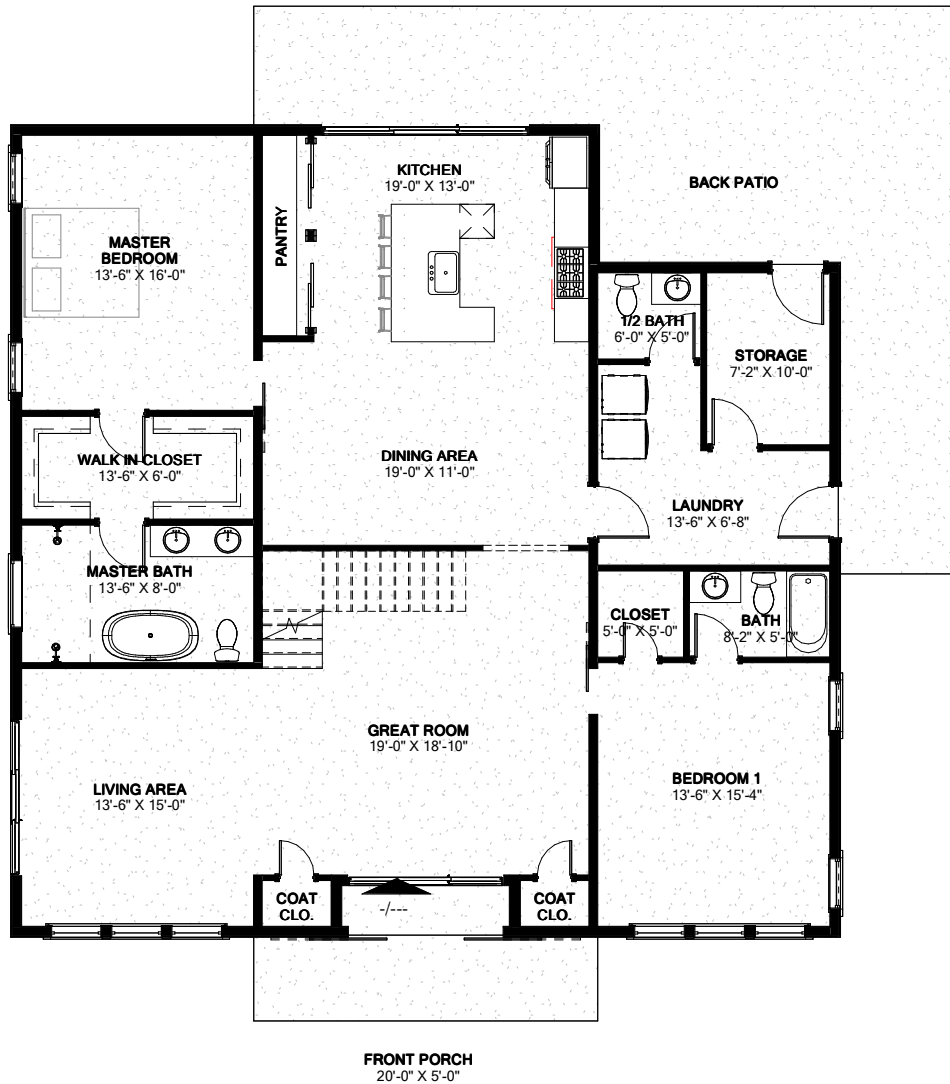


1 GROUND FLOOR PLAN
1/8" = 1'-0"



2 SECOND FLOOR PLAN
1/8" = 1'-0"

3	DESIGN INFORMATION & SQUARE FOOTAGE		PLAN NAME The Carnegie Plan (CA0903-A)	3 OF 10
	Bedrooms: 3	Living Area: 2,410 SF		
	Bathrooms: 3.5	Garage: 0 SF		
	Garages: 0	Porch: 224 SF		
	Width: 48'-0"	Patio: 160 SF		
Depth: 44'-0"	Others: 0 SF			
These illustrations are an artist's representation of Stock Plan itself and may be slightly different than the actual Stock Plan itself. Author reserves the right to alter, update and improve Stock Plans at their discretion.				



1 GROUND FLOOR PLAN
1/8" = 1'-0"

4

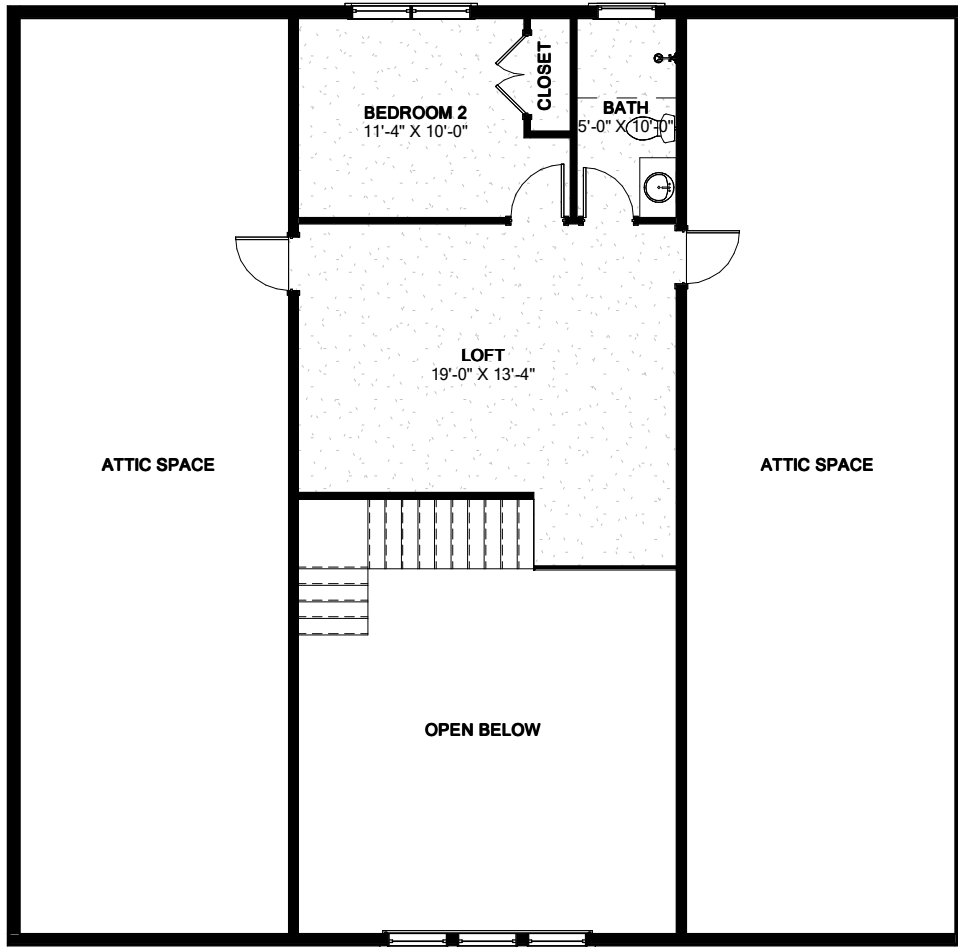
DESIGN INFORMATION & SQUARE FOOTAGE	
Bedrooms: 3	Living Area: 2,665 SF
Bathrooms: 3.5	Garage: 0 SF
Garages: 0	Porch: 100 SF
Width: 48'-0"	Patio: 581 SF
Depth: 47'-0"	Others: 0 SF

PLAN NAME

The Branson Plan
(BR0913-A)

4 OF 10

These illustrations are an artist's representation of Stock Plan itself and may be slightly different than the actual Stock Plan itself. Author reserves the right to alter, update and improve Stock Plans at their discretion.



1 SECOND FLOOR PLAN
1/8" = 1'-0"

4

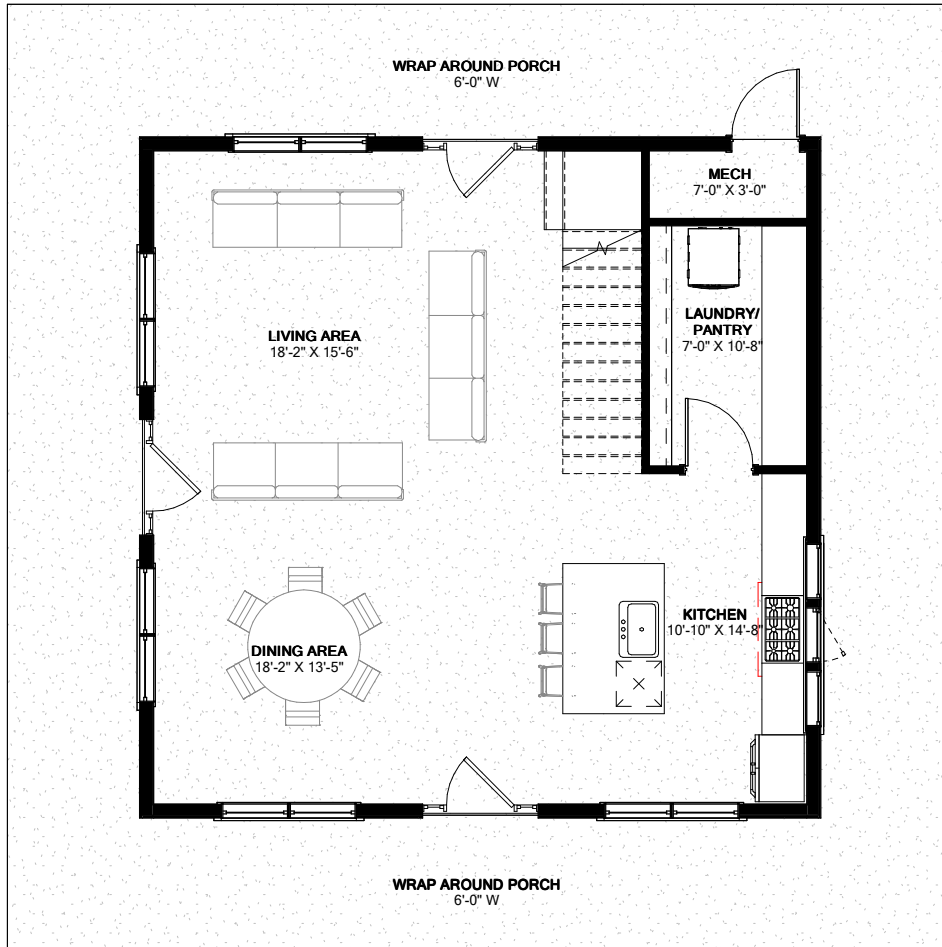
DESIGN INFORMATION & SQUARE FOOTAGE	
Bedrooms: 3	Living Area: 2,665 SF
Bathrooms: 3.5	Garage: 0 SF
Garages: 0	Porch: 100 SF
Width: 48'-0"	Patio: 581 SF
Depth: 47'-0"	Others: 0 SF

PLAN NAME

The Branson Plan
(BR0913-A)

4 OF 10

These illustrations are an artist's representation of Stock Plan itself and may be slightly different than the actual Stock Plan itself. Author reserves the right to alter, update and improve Stock Plans at their discretion.



1 GROUND FLOOR PLAN
3/16" = 1'-0"

5

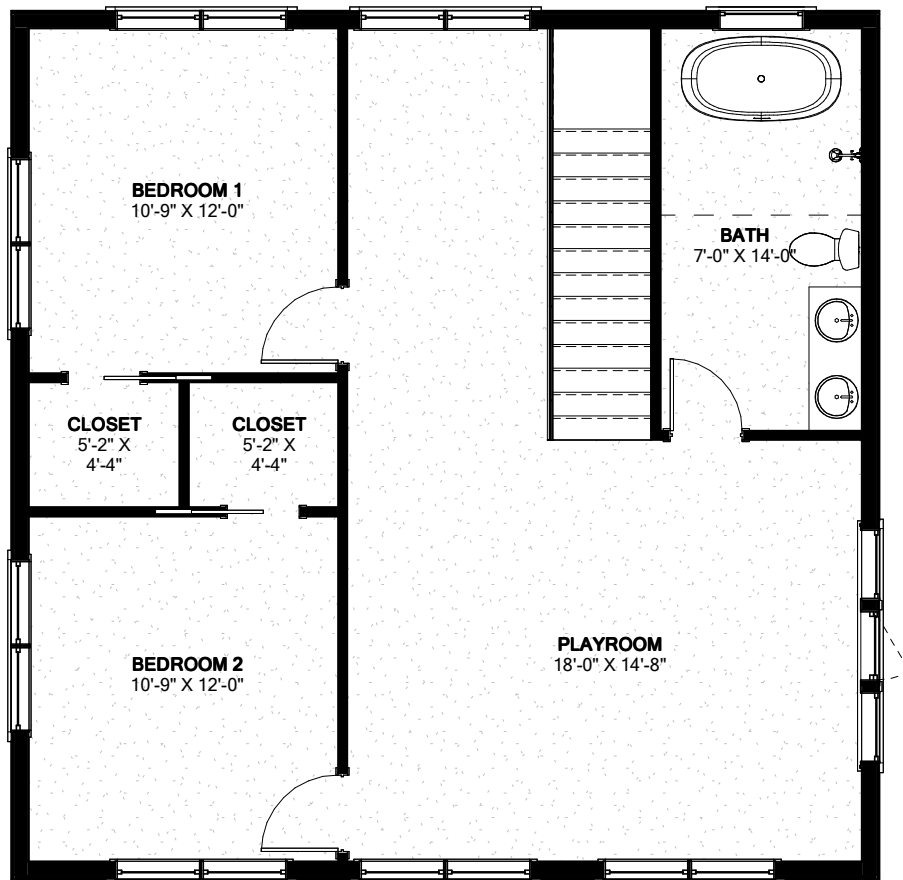
DESIGN INFORMATION & SQUARE FOOTAGE	
Bedrooms: 2	Living Area: 1,750 SF
Bathrooms: 1	Garage: 0 SF
Garages: 0	Porch: 869 SF
Width: 30'-0"	Patio: 0 SF
Depth: 30'-0"	Others: 0 SF

PLAN NAME

The Astoria Plan
(AS0922-A)

5 OF 10

These illustrations are an artist's representation of Stock Plan itself and may be slightly different than the actual Stock Plan itself. Author reserves the right to alter, update and improve Stock Plans at their discretion.



1 SECOND FLOOR PLAN
3/16" = 1'-0"

5

DESIGN INFORMATION & SQUARE FOOTAGE

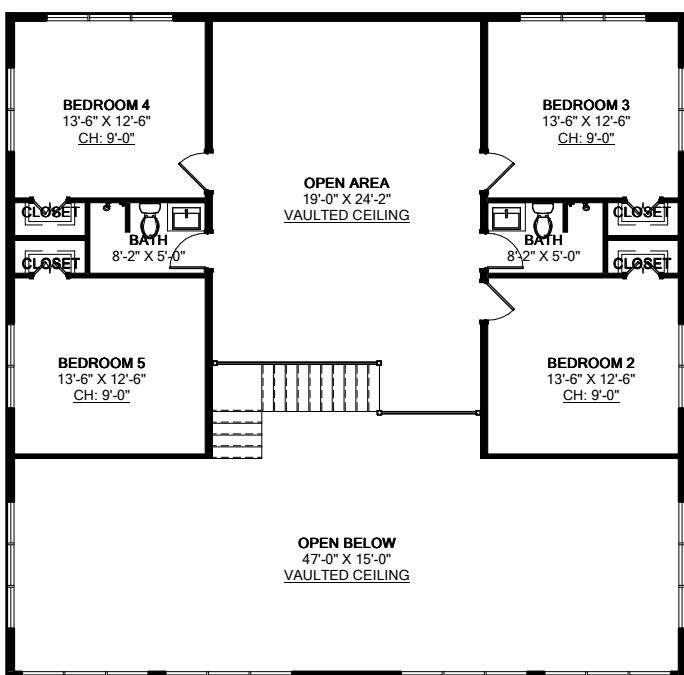
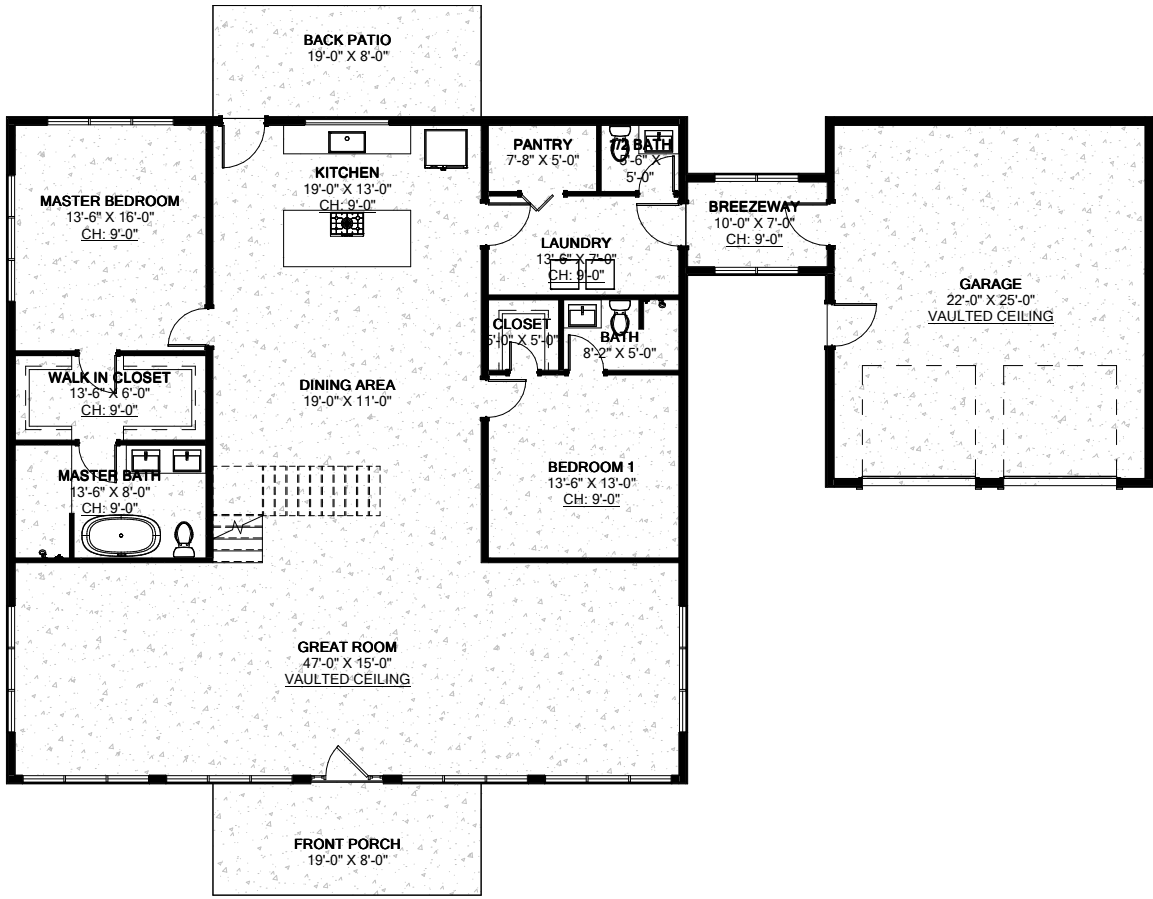
Bedrooms:	2	Living Area:	1,750 SF
Bathrooms:	1	Garage:	0 SF
Garages:	0	Porch:	869 SF
Width:	30'-0"	Patio:	0 SF
Depth:	30'-0"	Others:	0 SF

PLAN NAME

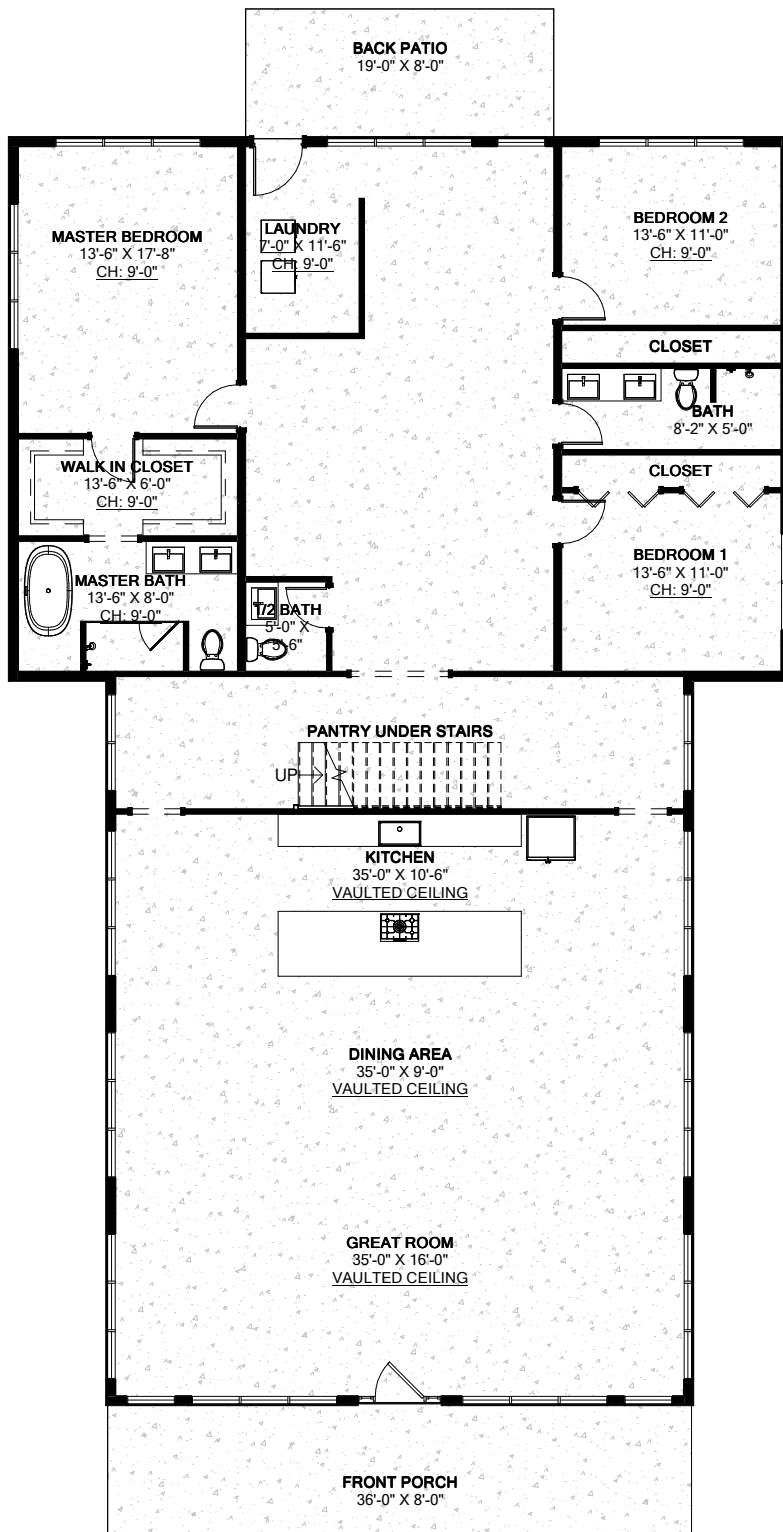
The Astoria Plan
(AS0922-A)

5 OF 10

These illustrations are an artist's representation of Stock Plan itself and may be slightly different than the actual Stock Plan itself. Author reserves the right to alter, update and improve Stock Plans at their discretion.



6	DESIGN INFORMATION & SQUARE FOOTAGE		PLAN NAME	6 OF 10
	Bedrooms: 6	Living Area: 3,662 SF	The Northdown Plan (N01862-A)	
	Bathrooms: 4.5	Garage: 668 SF		
	Garages: 2	Porch: 152 SF		
	Width: 48' & 23'	Patio: 152 SF		
Depth: 47' & 26'	Others: 0 SF			
These visual depictions serve as the artist's interpretation of the Stock Plan and may exhibit slight variations from the actual Stock Plan. The author retains the right to modify, update, and enhance Stock Plans at their discretion.				



7

DESIGN INFORMATION & SQUARE FOOTAGE

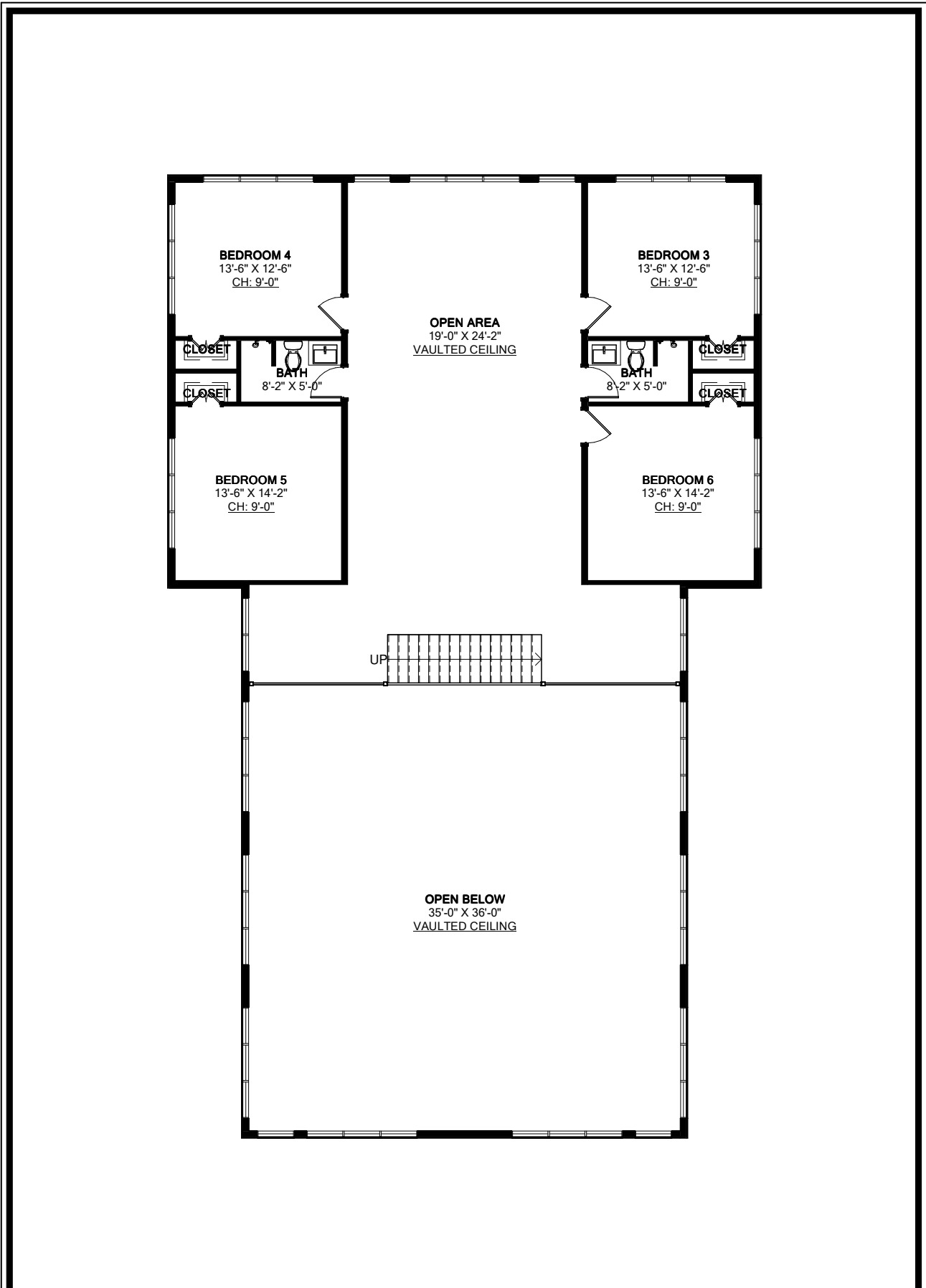
Bedrooms:	7	Living Area:	5,043 SF
Bathrooms:	4.5	Garage:	0 SF
Garages:	0	Porch:	288 SF
Width:	48'-0"	Patio:	152 SF
Depth:	78'-0"	Others:	0 SF

PLAN NAME

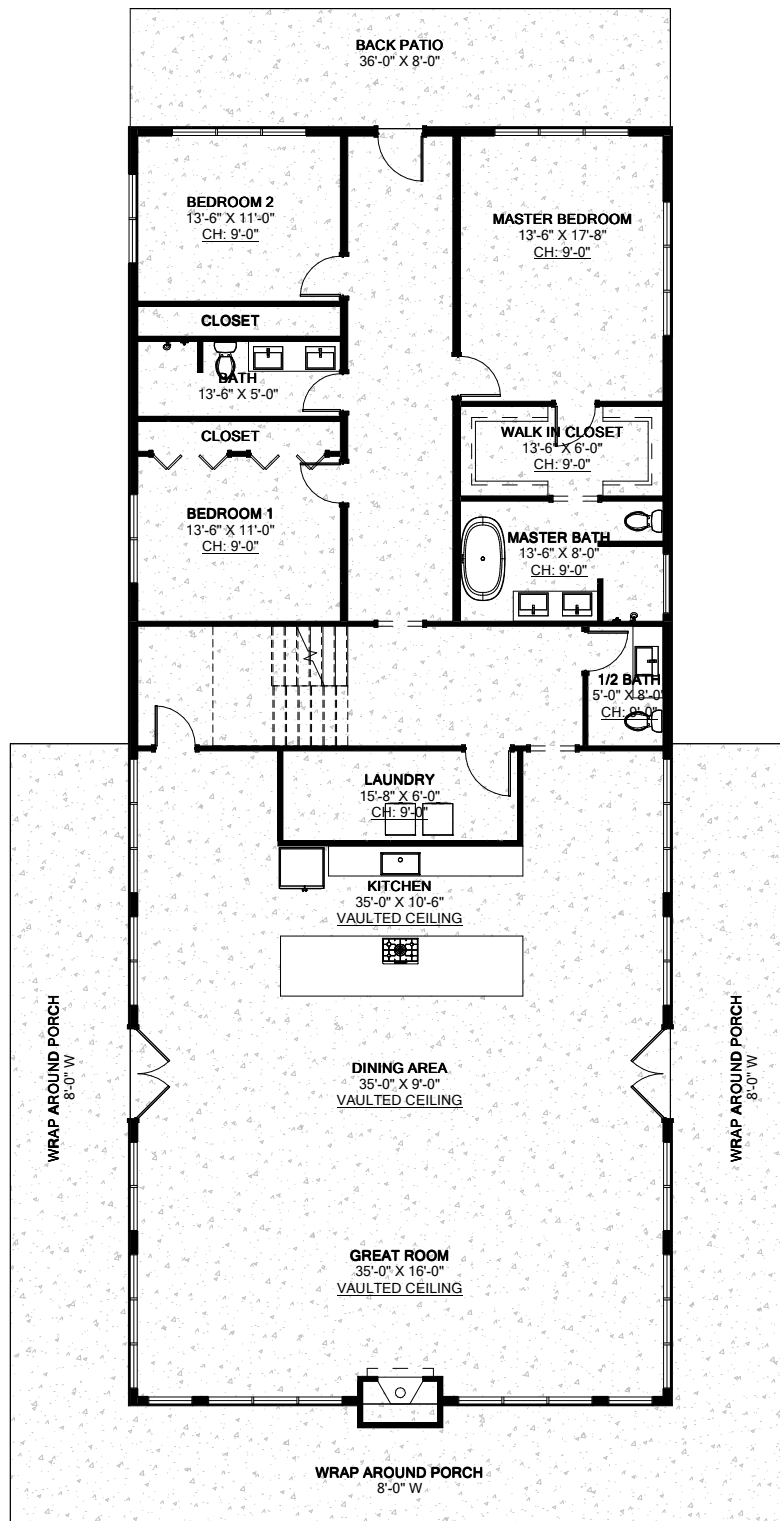
The Inglewood Plan
(IN1872-A)

7 OF 10

These visual depictions serve as the artist's interpretation of the Stock Plan and may exhibit slight variations from the actual Stock Plan. The author retains the right to modify, update, and enhance Stock Plans at their discretion.



7	DESIGN INFORMATION & SQUARE FOOTAGE		PLAN NAME The Inglewood Plan (IN1872-A)	7 OF 10
	Bedrooms: 7	Living Area: 5,043 SF		
	Bathrooms: 4.5	Garage: 0 SF		
	Garages: 0	Porch: 288 SF		
	Width: 48'-0"	Patio: 152 SF		
Depth: 78'-0"	Others: 0 SF			
These visual depictions serve as the artist's interpretation of the Stock Plan and may exhibit slight variations from the actual Stock Plan. The author retains the right to modify, update, and enhance Stock Plans at their discretion.				



8

DESIGN INFORMATION & SQUARE FOOTAGE

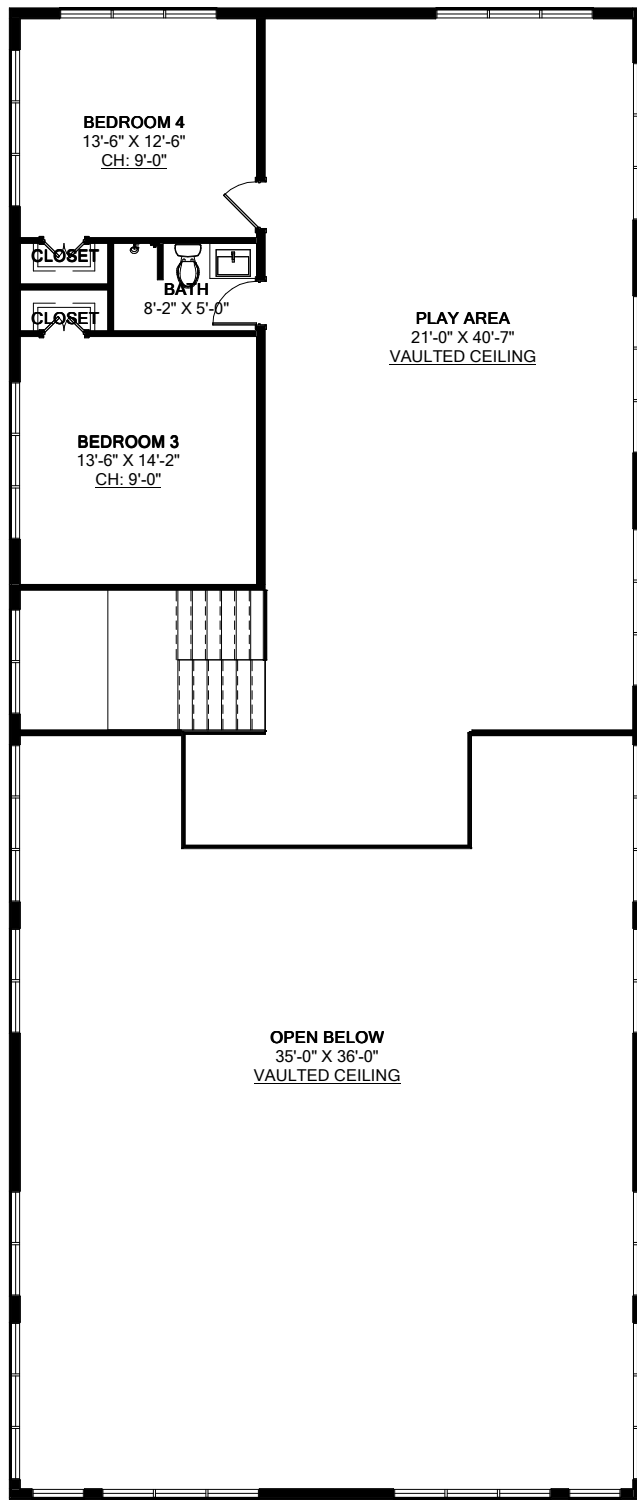
Bedrooms:	5	Living Area:	3,060 SF
Bathrooms:	3.5	Garage:	0 SF
Garages:	0	Porch:	1,120 SF
Width:	36'-0"	Patio:	288 SF
Depth:	85'-0"	Others:	0 SF

PLAN NAME

The Sandown Plan
(SA1882-A)

8 OF 10

These visual depictions serve as the artist's interpretation of the Stock Plan and may exhibit slight variations from the actual Stock Plan. The author retains the right to modify, update, and enhance Stock Plans at their discretion



8

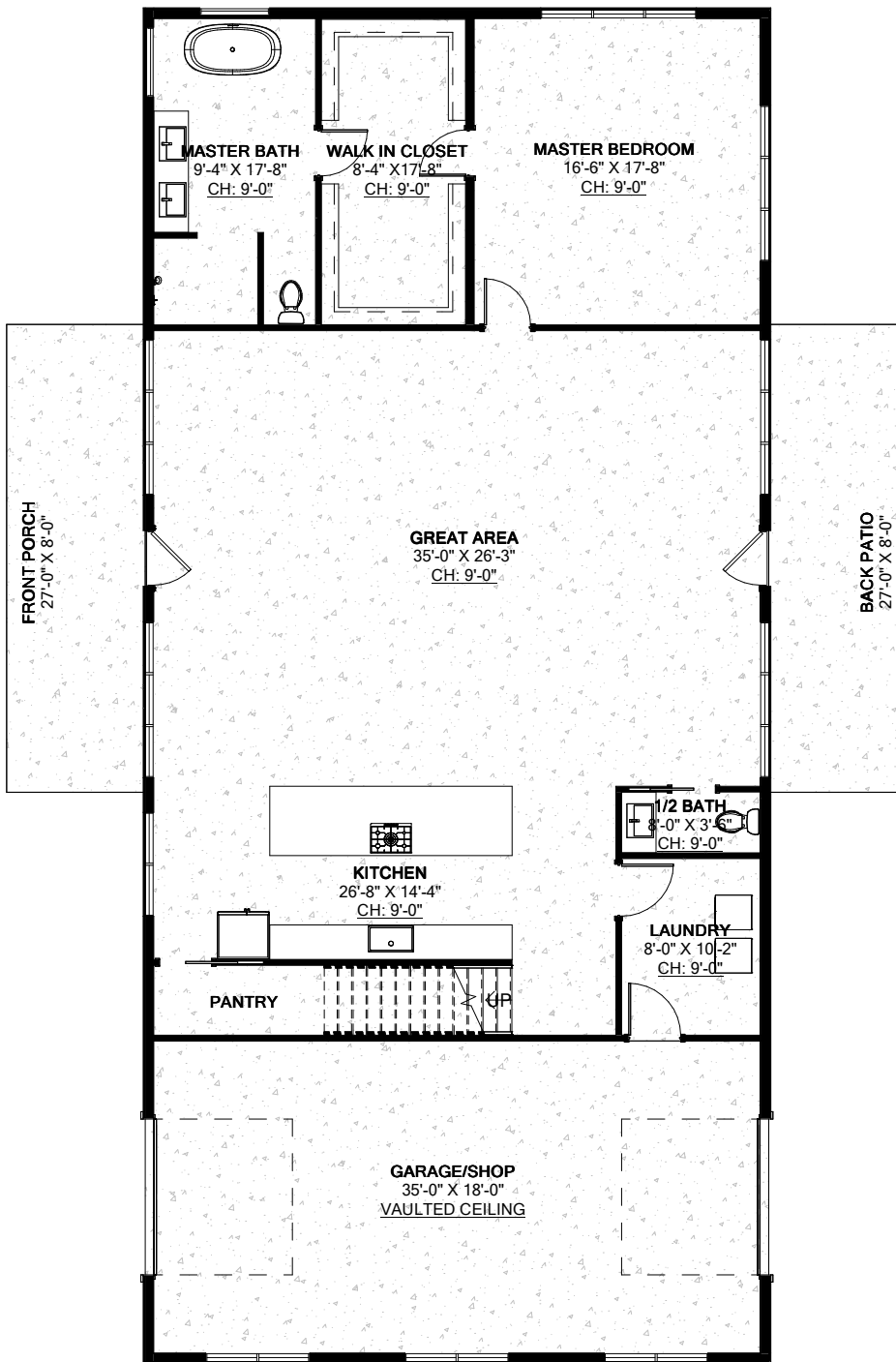
DESIGN INFORMATION & SQUARE FOOTAGE	
Bedrooms: 5	Living Area: 3,060 SF
Bathrooms: 3.5	Garage: 0 SF
Garages: 0	Porch: 1,120 SF
Width: 36'-0"	Patio: 288 SF
Depth: 85'-0"	Others: 0 SF

PLAN NAME

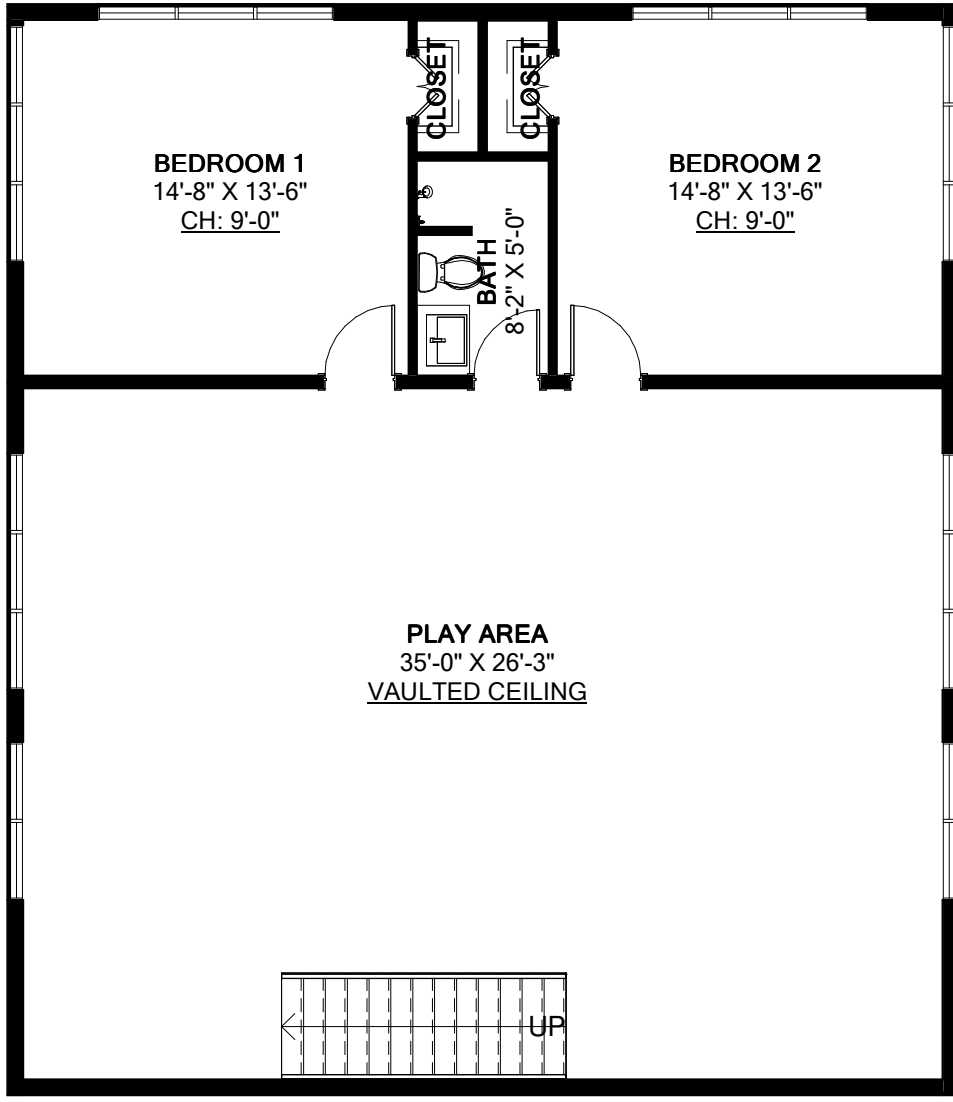
The Sandown Plan
(SA1882 - A)

8 OF 10

These visual depictions serve as the artist's interpretation of the Stock Plan and may exhibit slight variations from the actual Stock Plan. The author retains the right to modify, update, and enhance Stock Plans at their discretion.



9	DESIGN INFORMATION & SQUARE FOOTAGE		PLAN NAME The Lowell Plan (L01892-A)	9 OF 10
	Bedrooms: 3	Living Area: 3,587 SF		
	Bathrooms: 2.5	Garage: 666 SF		
	Garages: 1	Porch: 216 SF		
	Width: 36'-0"	Patio: 216 SF		
Depth: 78'-0"	Others: 0 SF			
These visual depictions serve as the artist's interpretation of the Stock Plan and may exhibit slight variations from the actual Stock Plan. The author retains the right to modify, update, and enhance Stock Plans at their discretion.				



9

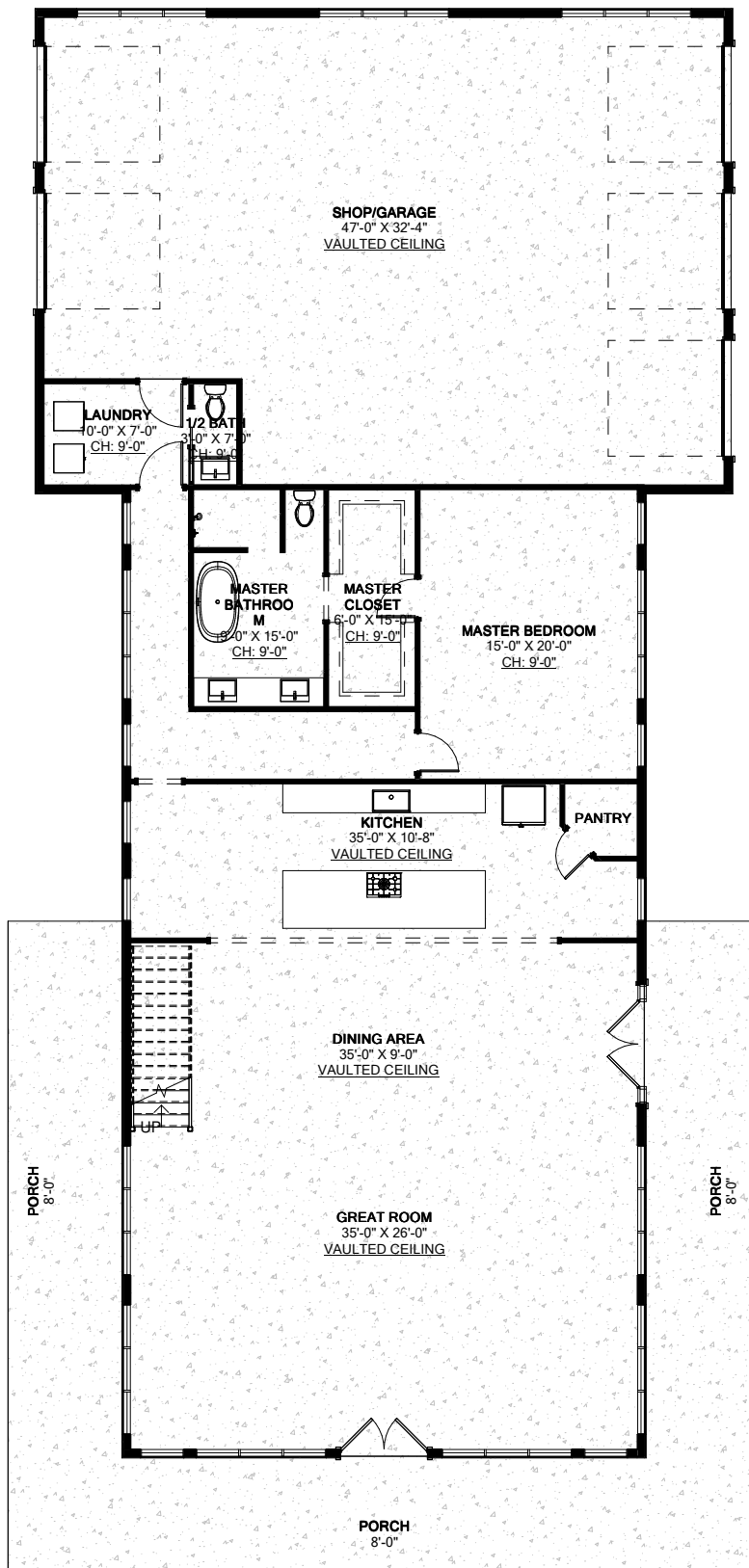
DESIGN INFORMATION & SQUARE FOOTAGE	
Bedrooms: 3	Living Area: 3,587 SF
Bathrooms: 2.5	Garage: 666 SF
Garages: 1	Porch: 216 SF
Width: 36'-0"	Patio: 216 SF
Depth: 78'-0"	Others: 0 SF

PLAN NAME

The Lowell Plan
(L01892-A)

9 OF 10

These visual depictions serve as the artist's interpretation of the Stock Plan and may exhibit slight variations from the actual Stock Plan. The author retains the right to modify, update, and enhance Stock Plans at their discretion.



10

DESIGN INFORMATION & SQUARE FOOTAGE

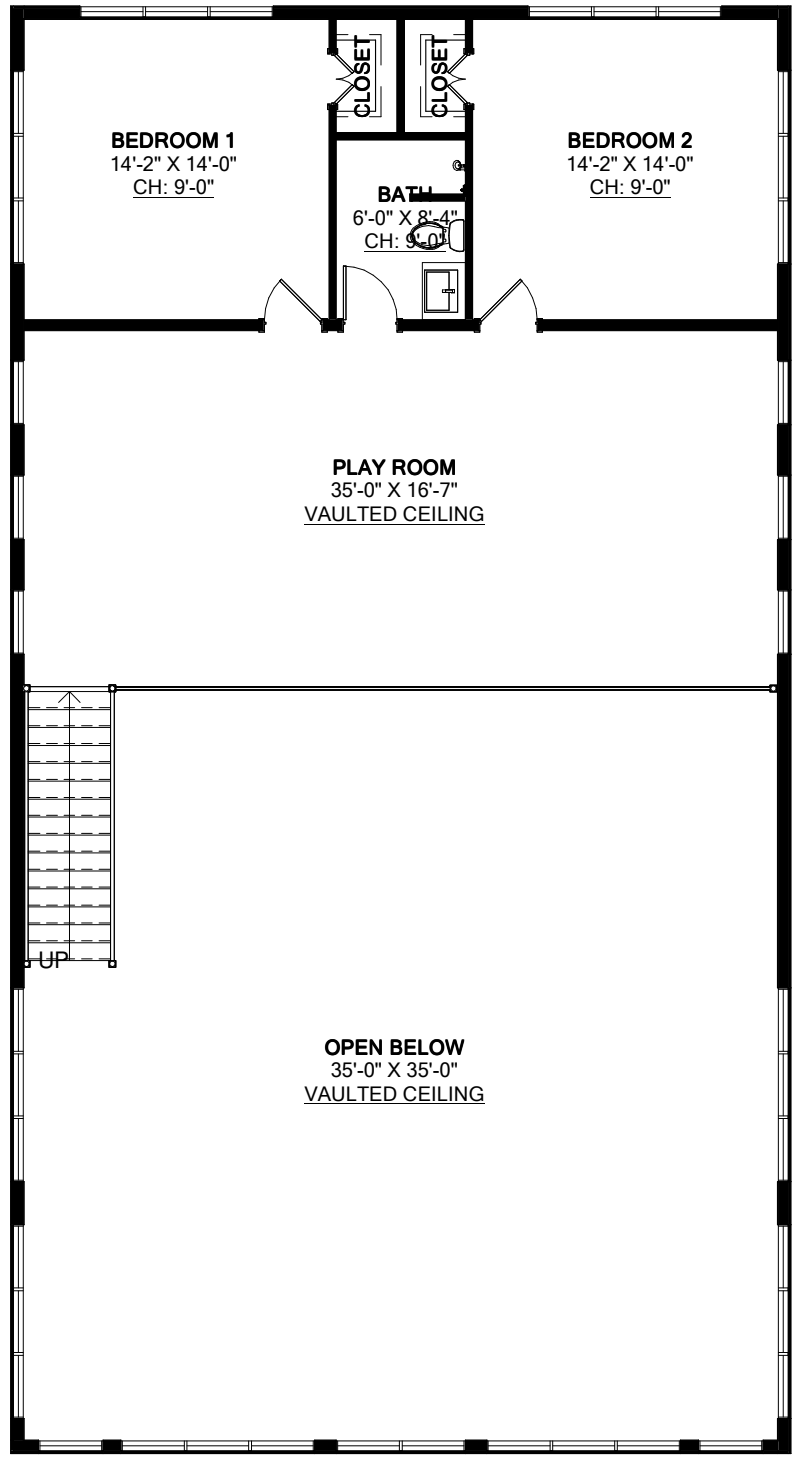
Bedrooms:	3	Living Area:	3,360 SF
Bathrooms:	2.5	Garage:	1,476 SF
Garages:	3	Porch:	1,008 SF
Width:	48'-0"	Patio:	0 SF
Depth:	100'-0"	Others:	0 SF

PLAN NAME

The Stevenage Plan
(ST1902-A)

10 OF 10

These visual depictions serve as the artist's interpretation of the Stock Plan and may exhibit slight variations from the actual Stock Plan. The author retains the right to modify, update, and enhance Stock Plans at their discretion.



10

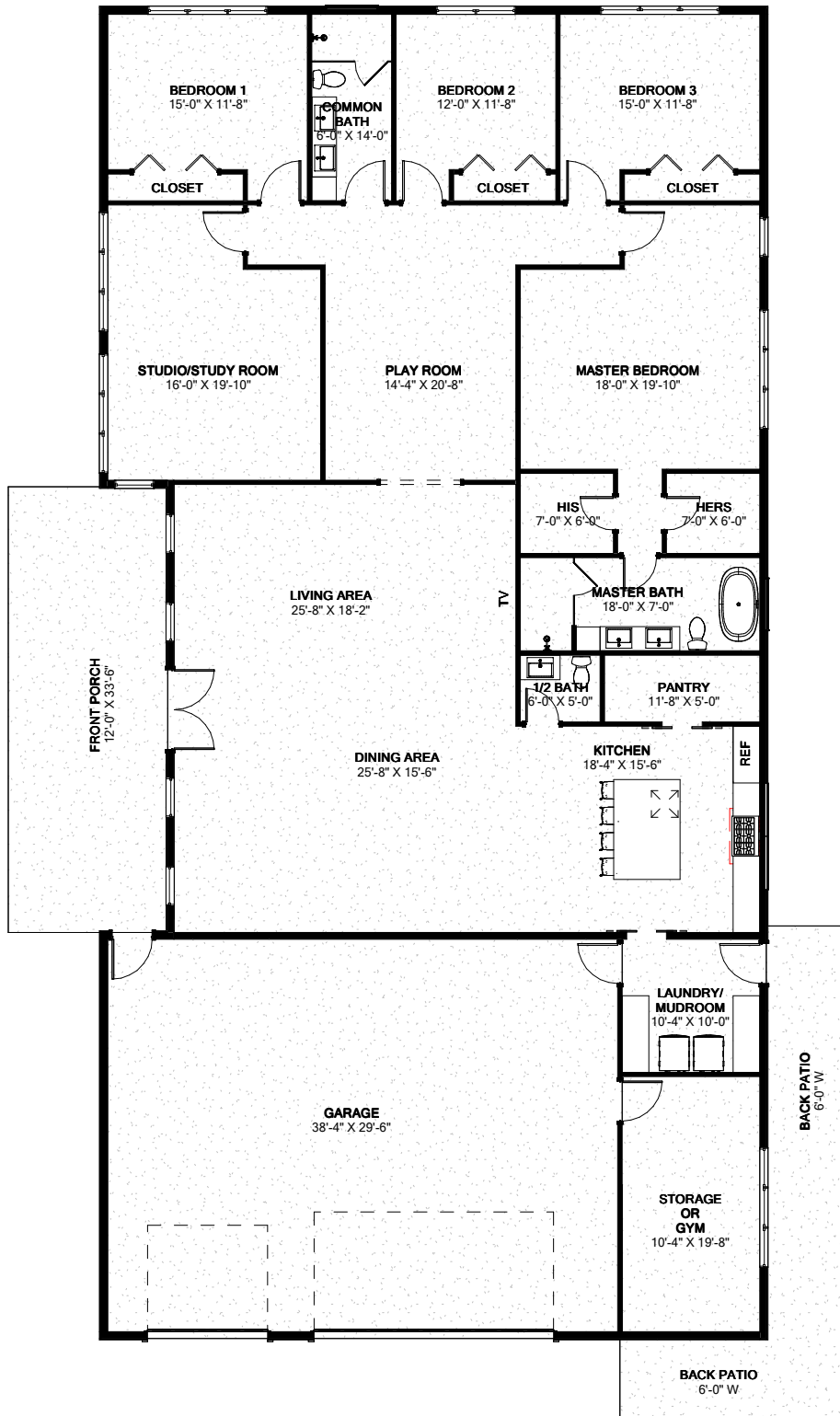
DESIGN INFORMATION & SQUARE FOOTAGE	
Bedrooms: 3	Living Area: 3,360 SF
Bathrooms: 2.5	Garage: 1,476 SF
Garages: 3	Porch: 1,008 SF
Width: 48'-0"	Patio: 0 SF
Depth: 100'-0"	Others: 0 SF

PLAN NAME

The Stevenage Plan
(ST1902-A)

10 OF 10

These visual depictions serve as the artist's interpretation of the Stock Plan and may exhibit slight variations from the actual Stock Plan. The author retains the right to modify, update, and enhance Stock Plans at their discretion



1

DESIGN INFORMATION & SQUARE FOOTAGE

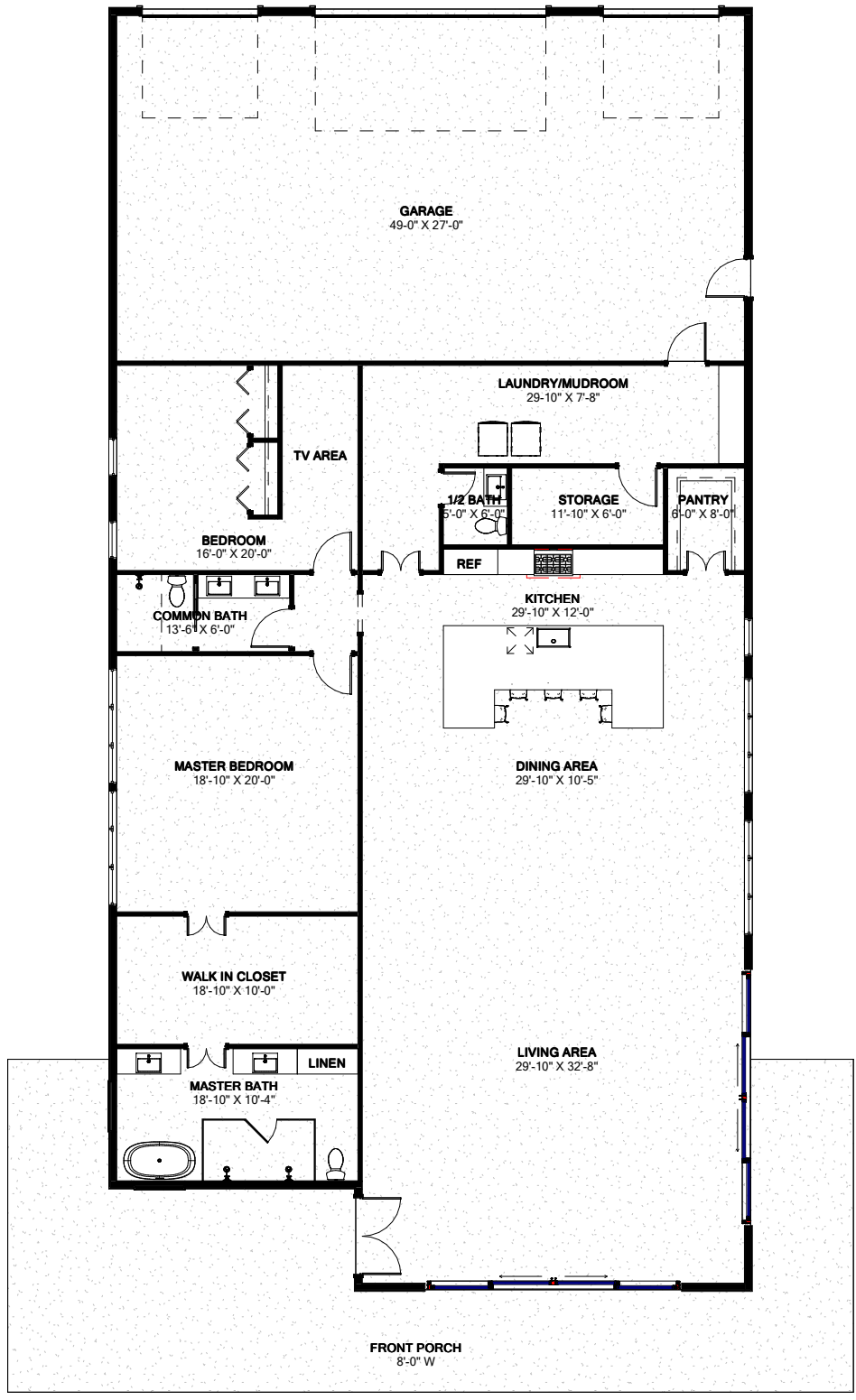
Bedrooms:	4	Living Area:	3,638 SF
Bathrooms:	2.5	Garage:	1,195 SF
Garages:	3	Porch:	402 SF
Width:	50'-0"	Patio:	288 SF
Depth:	100'-0"	Others:	0 SF

PLAN NAME

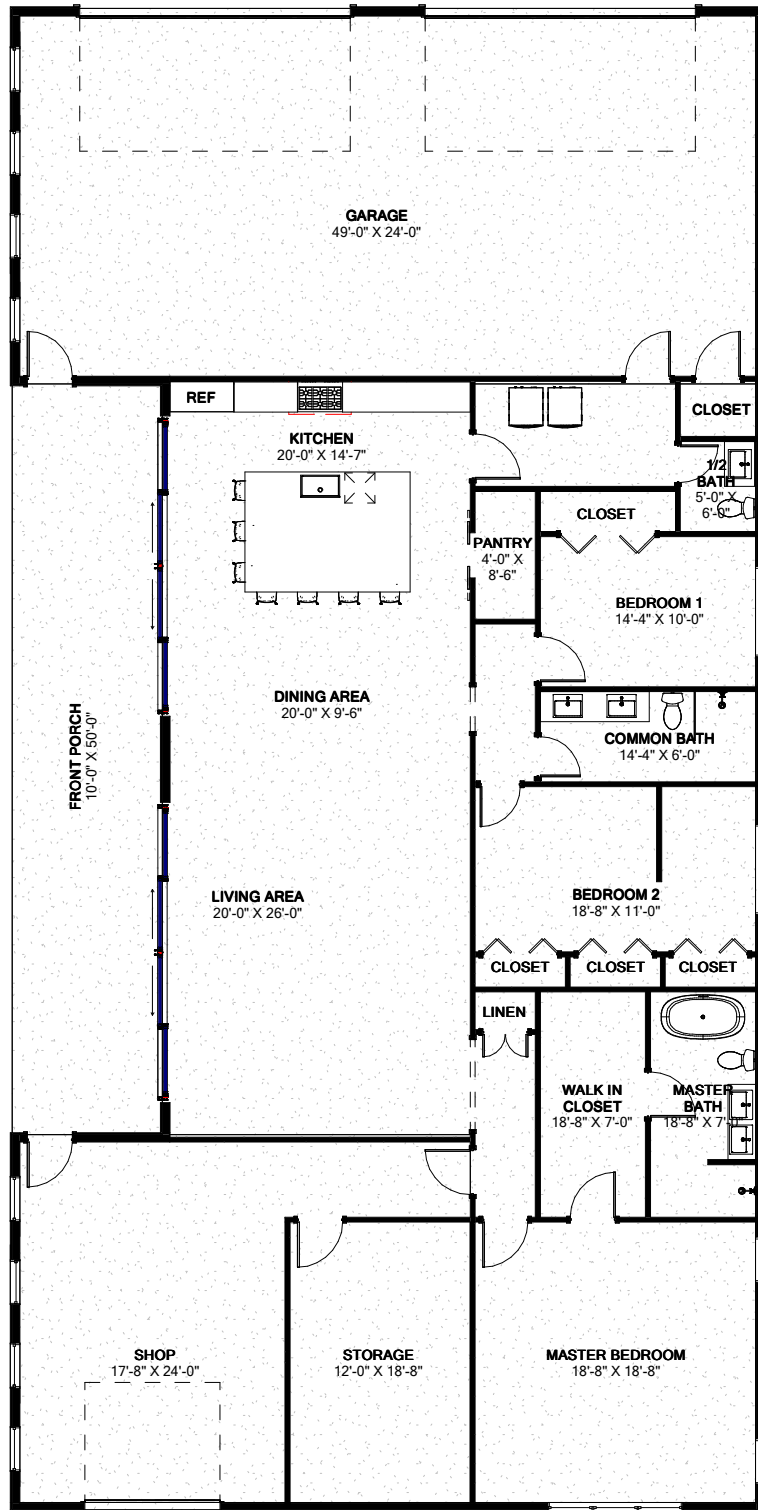
The Tennyson Plan
(TE0994-A)

1 OF 12

These illustrations are an artist's representation of Stock Plan itself and may be slightly different than the actual Stock Plan itself. Author reserves the right to alter, update and improve Stock Plans at their discretion.



2	DESIGN INFORMATION & SQUARE FOOTAGE		PLAN NAME The Carlton Plan (CA1002-A)	2 OF 12
	Bedrooms: 2	Living Area: 3,471 SF		
	Bathrooms: 2.5	Garage: 1,375 SF		
	Garages: 4	Porch: 970 SF		
	Width: 50'-0"	Patio: 0 SF		
Depth: 100'-0"	Others: 0 SF	These illustrations are an artist's representation of Stock Plan itself and may be slightly different than the actual Stock Plan itself. Author reserves the right to alter, update and improve Stock Plans at their discretion.		



3

DESIGN INFORMATION & SQUARE FOOTAGE

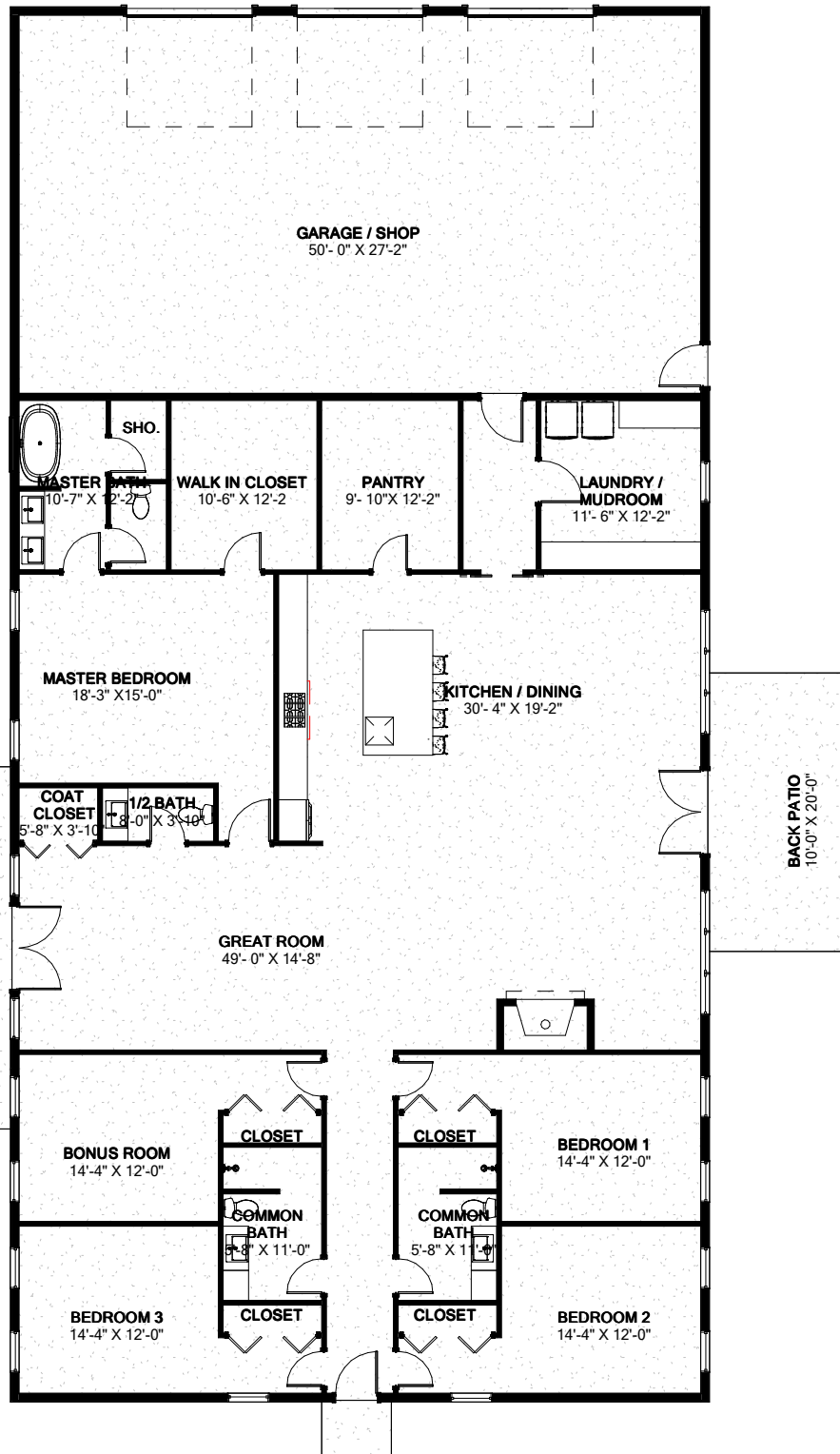
Bedrooms:	3	Living Area:	2,487 SF
Bathrooms:	2.5	Garage:	1,250 SF
Garages:	4-1 SHOP	Porch:	500 SF
Width:	50'-0"	Patio:	0 SF
Depth:	100'-0"	Others:	766 SF

PLAN NAME

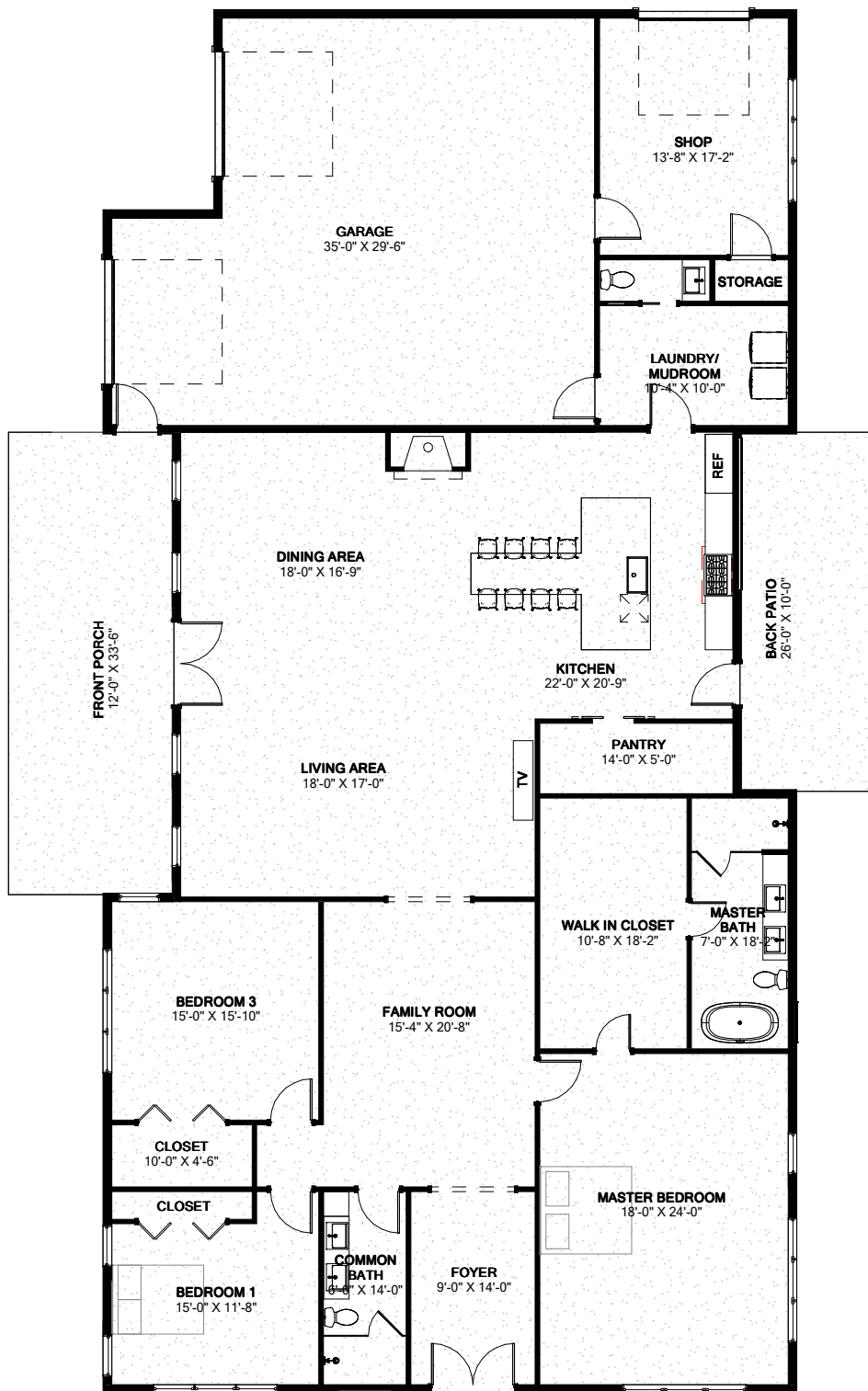
The Thornton Plan
(TH1013-A)

3 OF 12

These illustrations are an artist's representation of Stock Plan itself and may be slightly different than the actual Stock Plan itself. Author reserves the right to alter, update and improve Stock Plans at their discretion.



4	DESIGN INFORMATION & SQUARE FOOTAGE		PLAN NAME The Goddard Plan (G01024-A)	4 OF 12
	Bedrooms: 4	Living Area: 3,616 SF		
	Bathrooms: 3.5	Garage: 1,383 SF		
	Garages: 3	Porch: 260 SF		
	Width: 50'-0"	Patio: 200 SF		
Depth: 100'-0"	Others: 0 SF			
These illustrations are an artist's representation of Stock Plan itself and may be slightly different than the actual Stock Plan itself. Author reserves the right to alter, update and improve Stock Plans at their discretion.				



5

DESIGN INFORMATION & SQUARE FOOTAGE

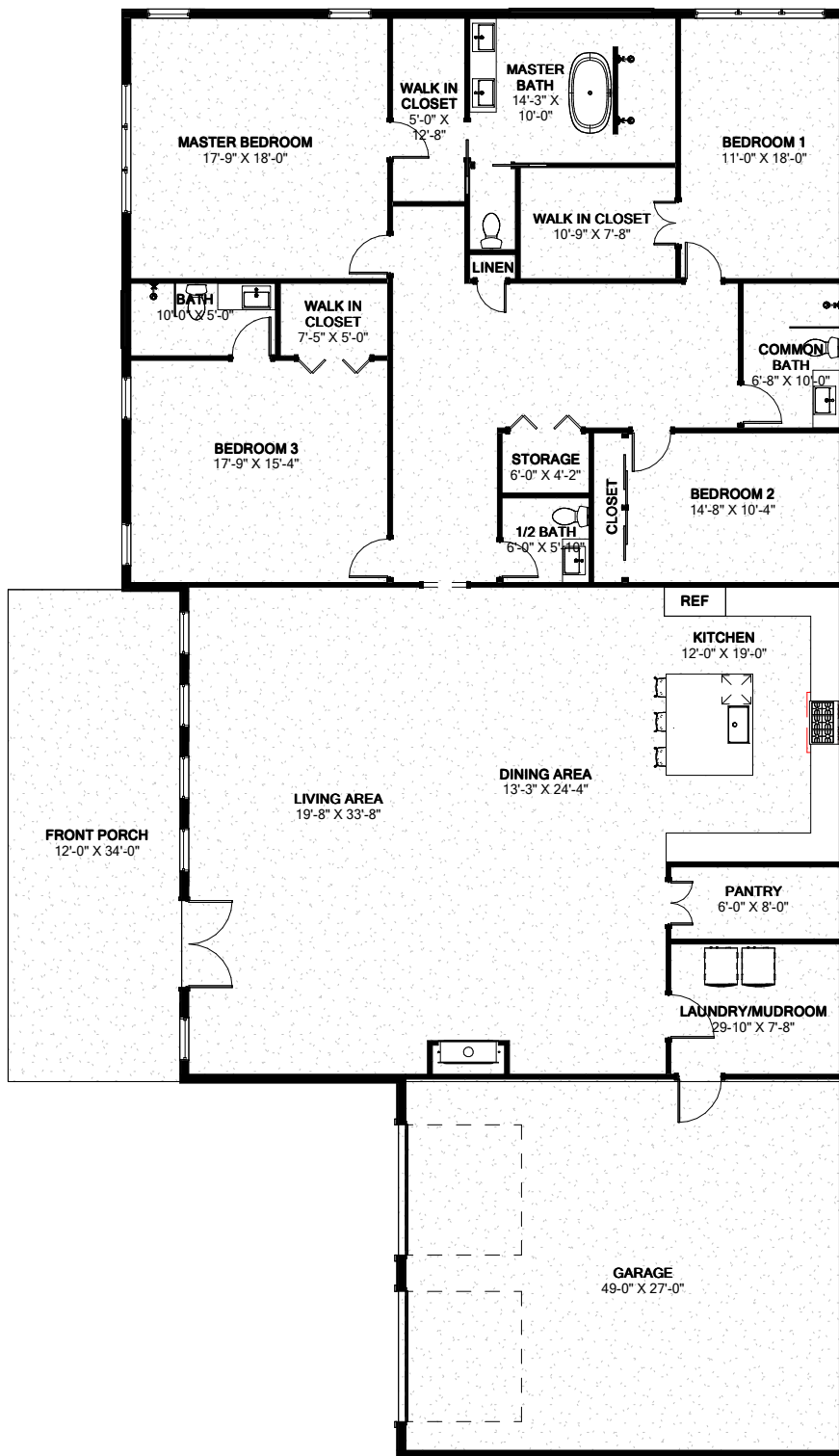
Bedrooms:	3	Living Area:	3,385 SF
Bathrooms:	2.5	Garage:	967 SF
Garages:	2-1 SHOP	Porch:	402 SF
Width:	50'-0"	Patio:	260 SF
Depth:	100'-0"	Others:	257 SF

PLAN NAME

The Slater Plan
(SL1033-A)

5 OF 12

These illustrations are an artist's representation of Stock Plan itself and may be slightly different than the actual Stock Plan itself. Author reserves the right to alter, update and improve Stock Plans at their discretion.



6

DESIGN INFORMATION & SQUARE FOOTAGE

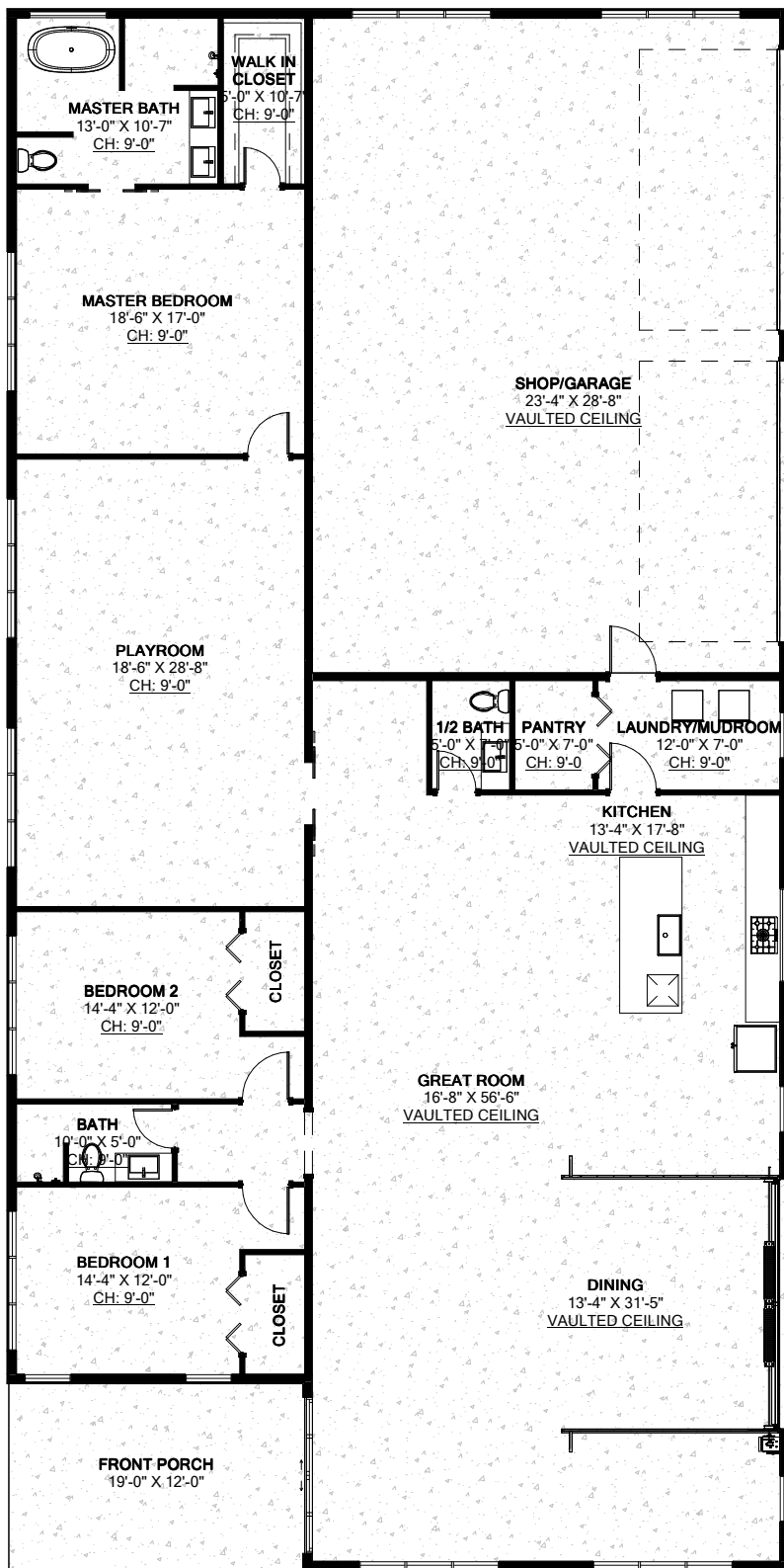
Bedrooms:	4	Living Area:	3,564 SF
Bathrooms:	3.5	Garage:	806 SF
Garages:	2	Porch:	408 SF
Width:	50'-0"	Patio:	0 SF
Depth:	100'-0"	Others:	0 SF

PLAN NAME

The Thorpe Plan
(TH1044-A)

6 OF 12

These illustrations are an artist's representation of Stock Plan itself and may be slightly different than the actual Stock Plan itself. Author reserves the right to alter, update and improve Stock Plans at their discretion.



7

DESIGN INFORMATION & SQUARE FOOTAGE

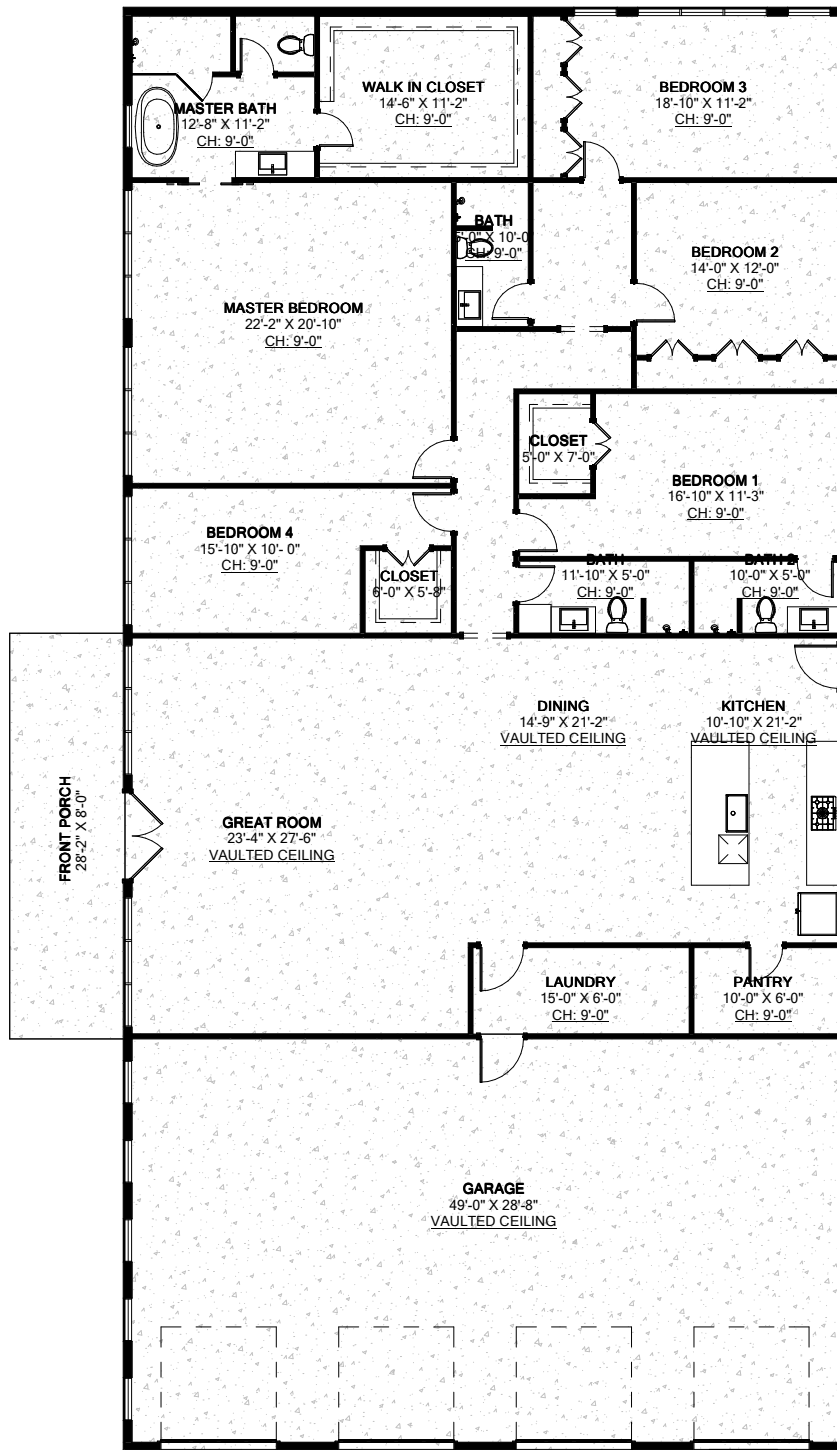
Bedrooms:	3	Living Area:	3,476 SF
Bathrooms:	2.5	Garage:	1,297 SF
Garages:	4	Porch:	228 SF
Width:	50'-0"	Patio:	0 SF
Depth:	100'-0"	Others:	0 SF

PLAN NAME

The Napier Plan
(NA1911-A)

7 OF 12

These visual depictions serve as the artist's interpretation of the Stock Plan and may exhibit slight variations from the actual Stock Plan. The author retains the right to modify, update, and enhance Stock Plans at their discretion.



8

DESIGN INFORMATION & SQUARE FOOTAGE

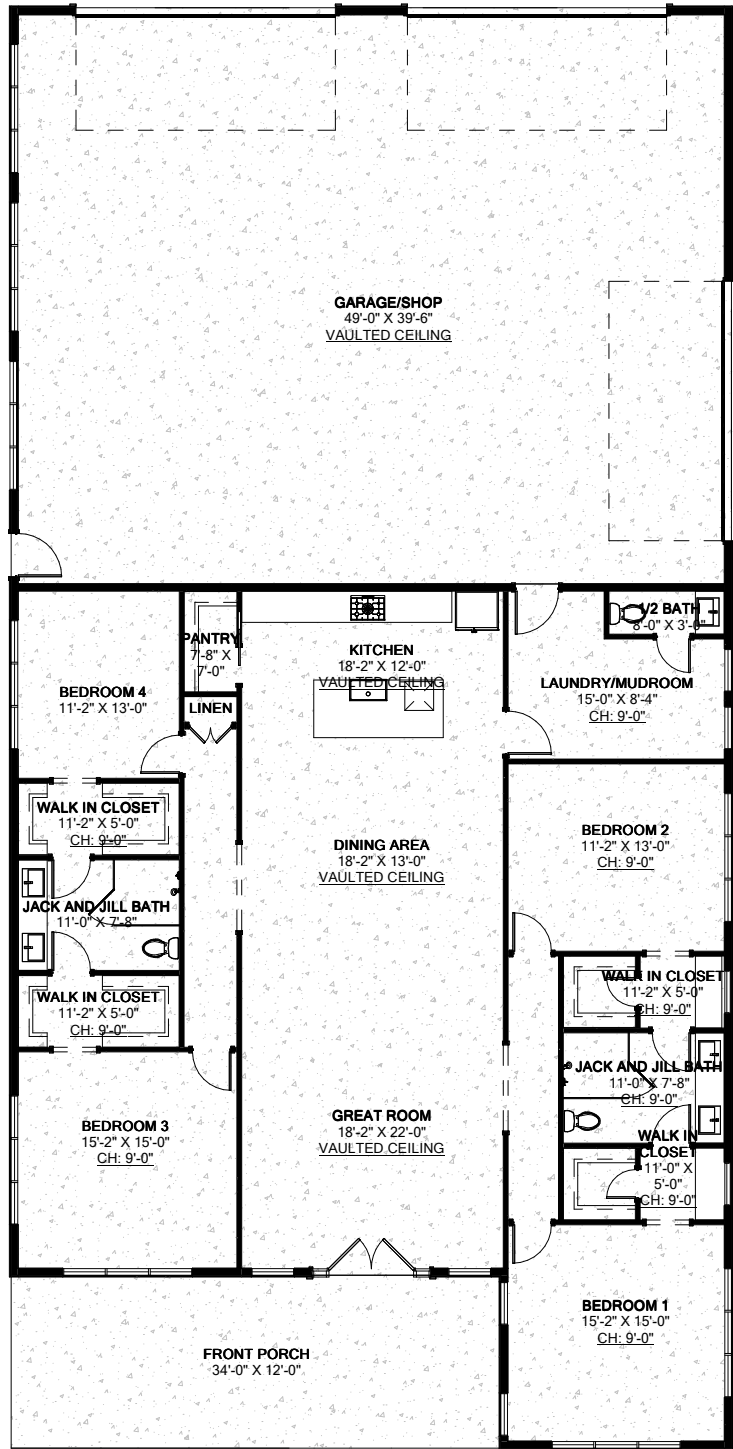
Bedrooms:	5	Living Area:	3,559 SF
Bathrooms:	4	Garage:	1,442 SF
Garages:	4	Porch:	226 SF
Width:	50'-0"	Patio:	0 SF
Depth:	100'-0"	Others:	0 SF

PLAN NAME

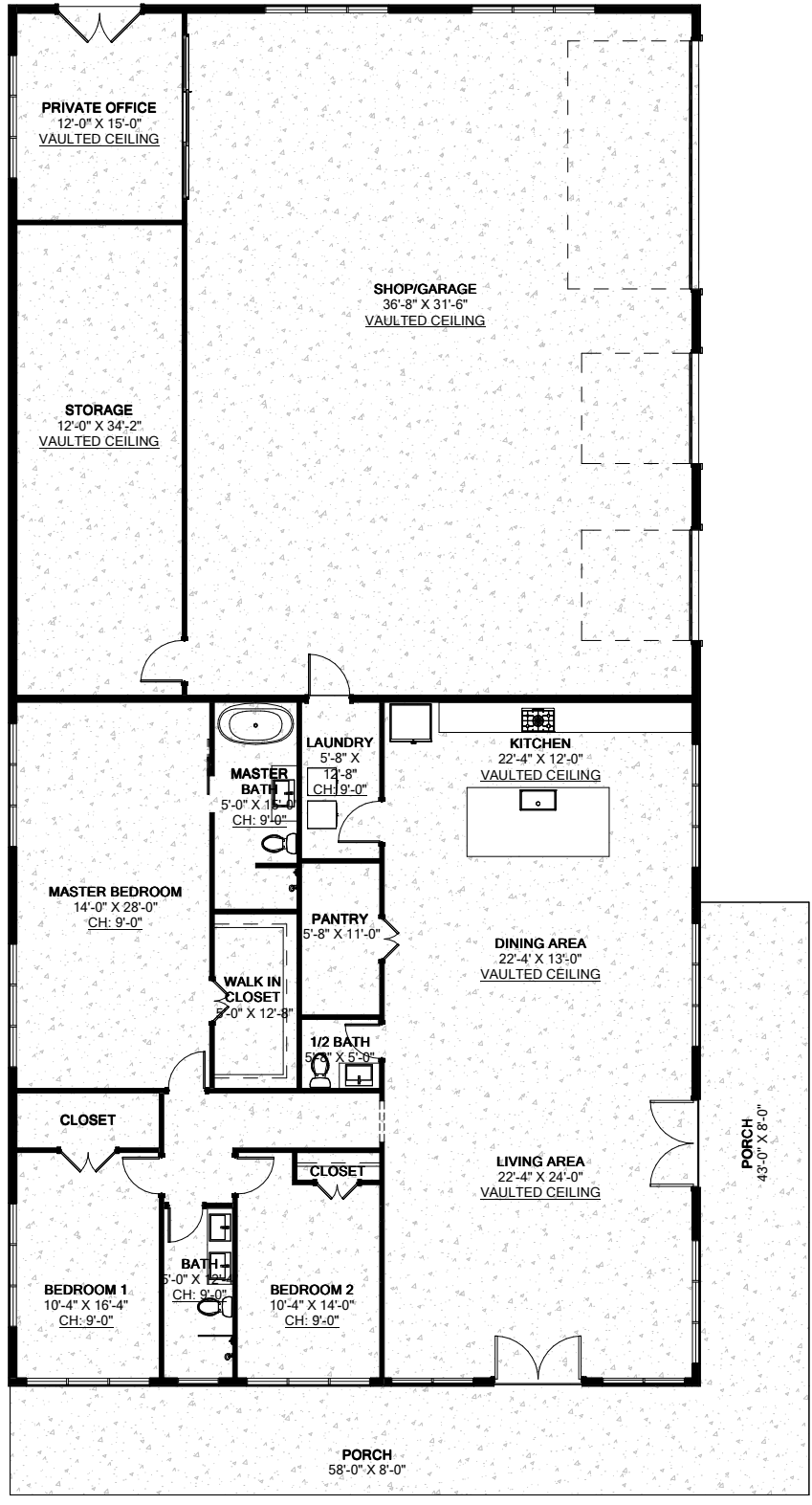
The Winifred Plan
(WI1921-A)

8 OF 12

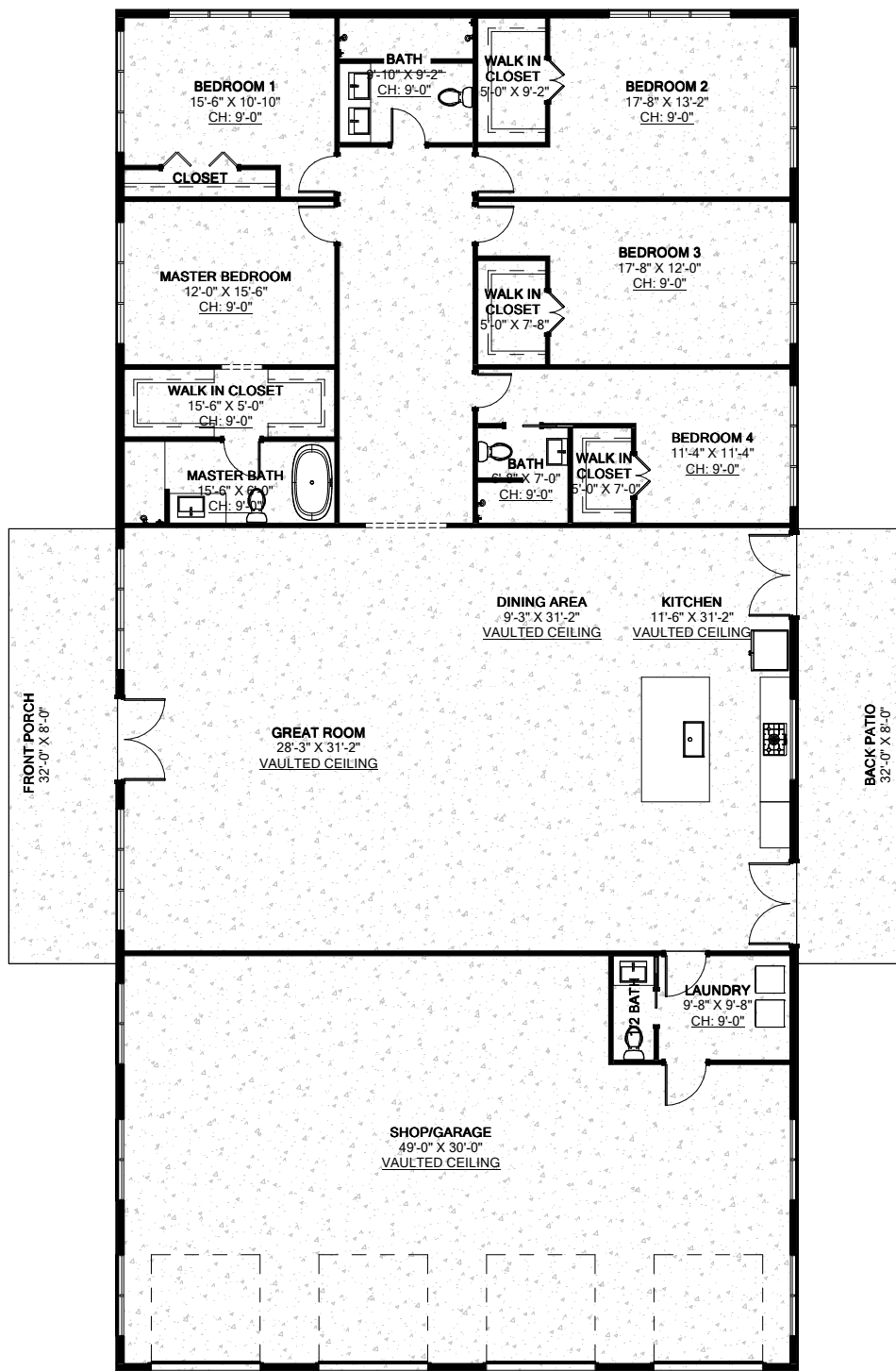
These visual depictions serve as the artist's interpretation of the Stock Plan and may exhibit slight variations from the actual Stock Plan. The author retains the right to modify, update, and enhance Stock Plans at their discretion.



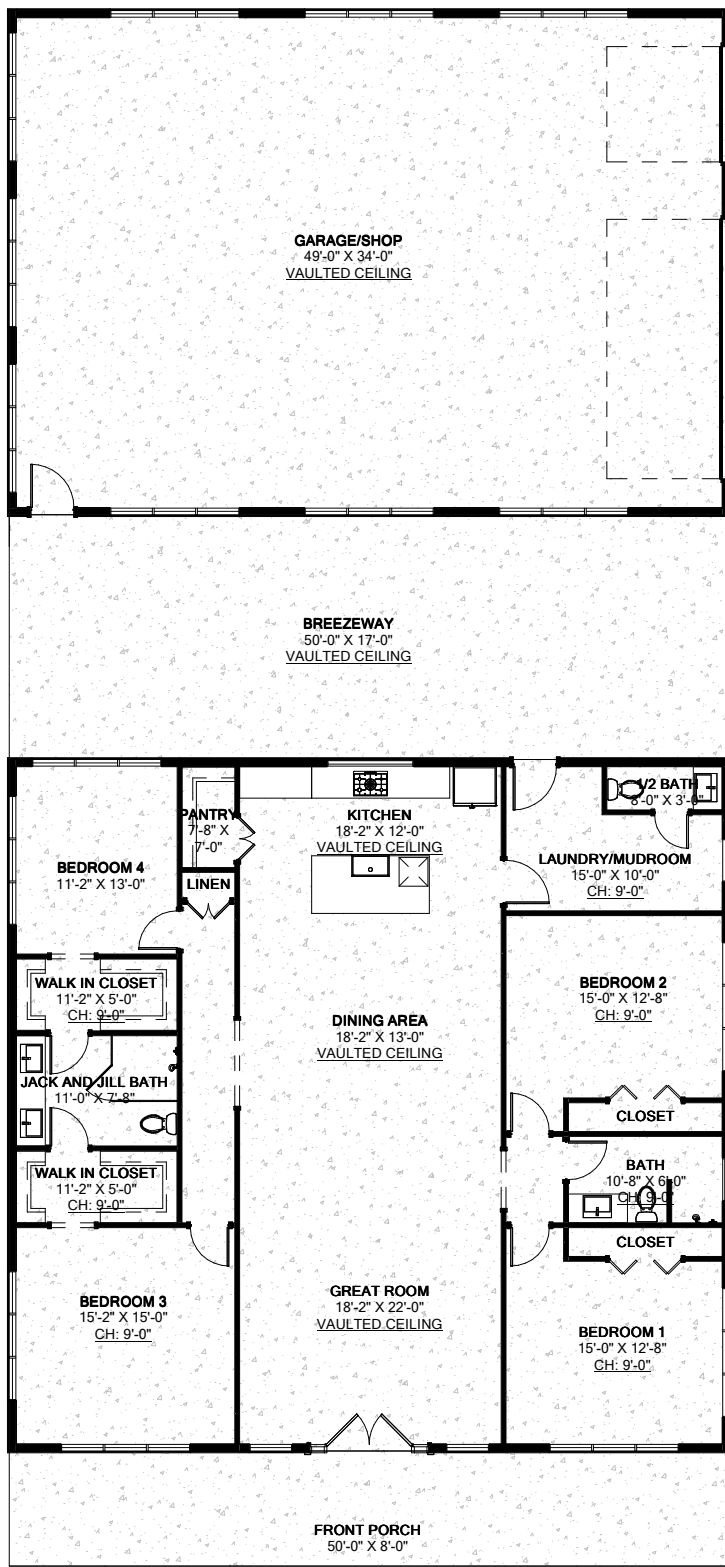
9	DESIGN INFORMATION & SQUARE FOOTAGE		PLAN NAME The Derwent Plan (DE1931-A)	9 OF 12
	Bedrooms: 4	Living Area: 2,592 SF		
	Bathrooms: 2.5	Garage: 2,000 SF		
	Garages: 4	Porch: 408 SF		
	Width: 50'-0"	Patio: 0 SF		
Depth: 100'-0"	Others: 0 SF			
These visual depictions serve as the artist's interpretation of the Stock Plan and may exhibit slight variations from the actual Stock Plan. The author retains the right to modify, update, and enhance Stock Plans at their discretion.				



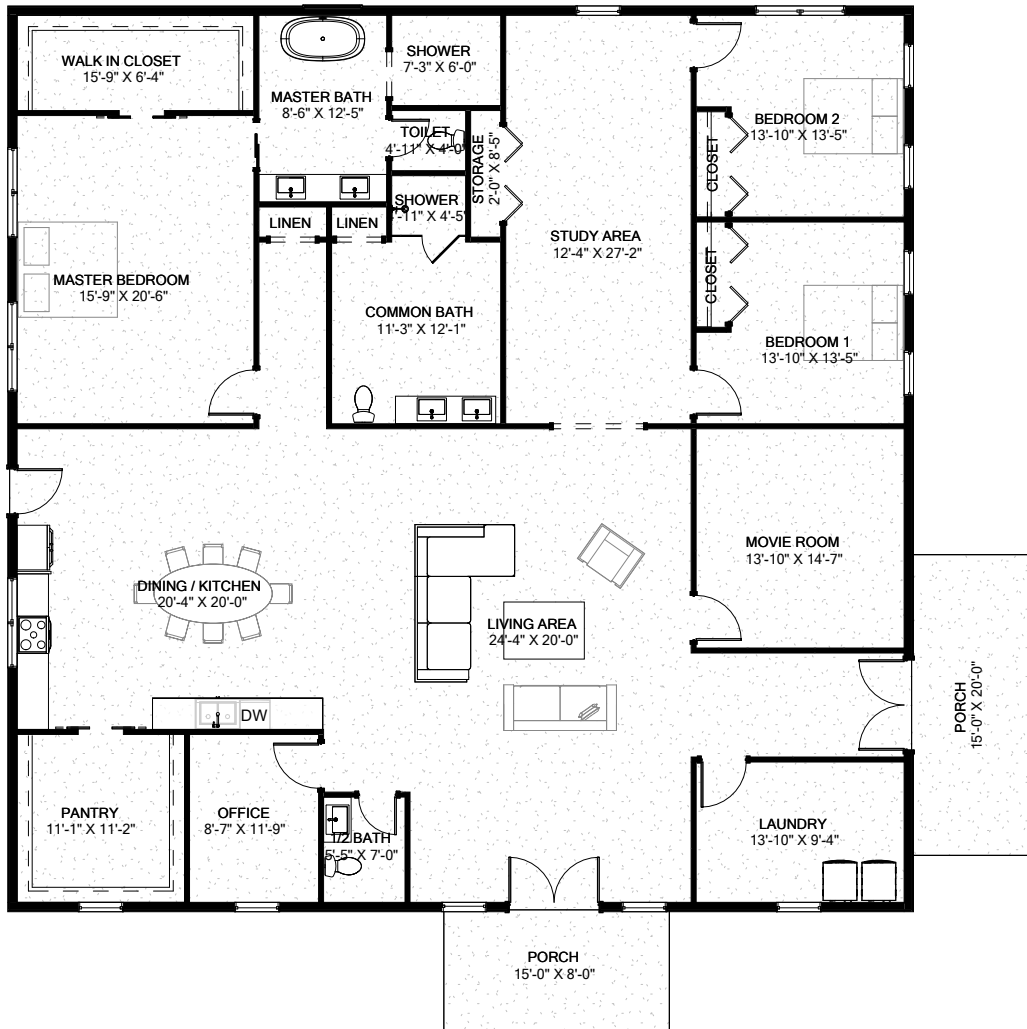
10	DESIGN INFORMATION & SQUARE FOOTAGE		PLAN NAME The Malvern Plan (MA1941-A)	10 OF 12
	Bedrooms: 3	Living Area: 2,500 SF		
	Bathrooms: 2.5	Garage: 2,500 SF		
	Garages: 4	Porch: 744 SF		
	Width: 50'-0"	Patio: 0 SF		
Depth: 100'-0"	Others: 0 SF			
These visual depictions serve as the artist's interpretation of the Stock Plan and may exhibit slight variations from the actual Stock Plan. The author retains the right to modify, update, and enhance Stock Plans at their discretion.				



11	DESIGN INFORMATION & SQUARE FOOTAGE		PLAN NAME The Woodford Plan (W01951-A)	11 OF 12
	Bedrooms: 5	Living Area: 3,459 SF		
	Bathrooms: 3.5	Garage: 1,542 SF		
	Garages: 4	Porch: 256 SF		
	Width: 50'-0"	Patio: 256 SF		
Depth: 100'-0"	Others: 0 SF			
These visual depictions serve as the artist's interpretation of the Stock Plan and may exhibit slight variations from the actual Stock Plan. The author retains the right to modify, update, and enhance Stock Plans at their discretion.				



12	DESIGN INFORMATION & SQUARE FOOTAGE		PLAN NAME The Maybank Plan (MA1961-A)	12 OF 12
	Bedrooms: 4	Living Area: 2,400 SF		
	Bathrooms: 2.5	Garage: 1,750 SF		
	Garages: 3	Porch: 400 SF		
	Width: 50'-0"	Patio: 0 SF		
Depth: 100'-0"	Others: 850 SF			
These visual depictions serve as the artist's interpretation of the Stock Plan and may exhibit slight variations from the actual Stock Plan. The author retains the right to modify, update, and enhance Stock Plans at their discretion.				



1

DESIGN INFORMATION & SQUARE FOOTAGE

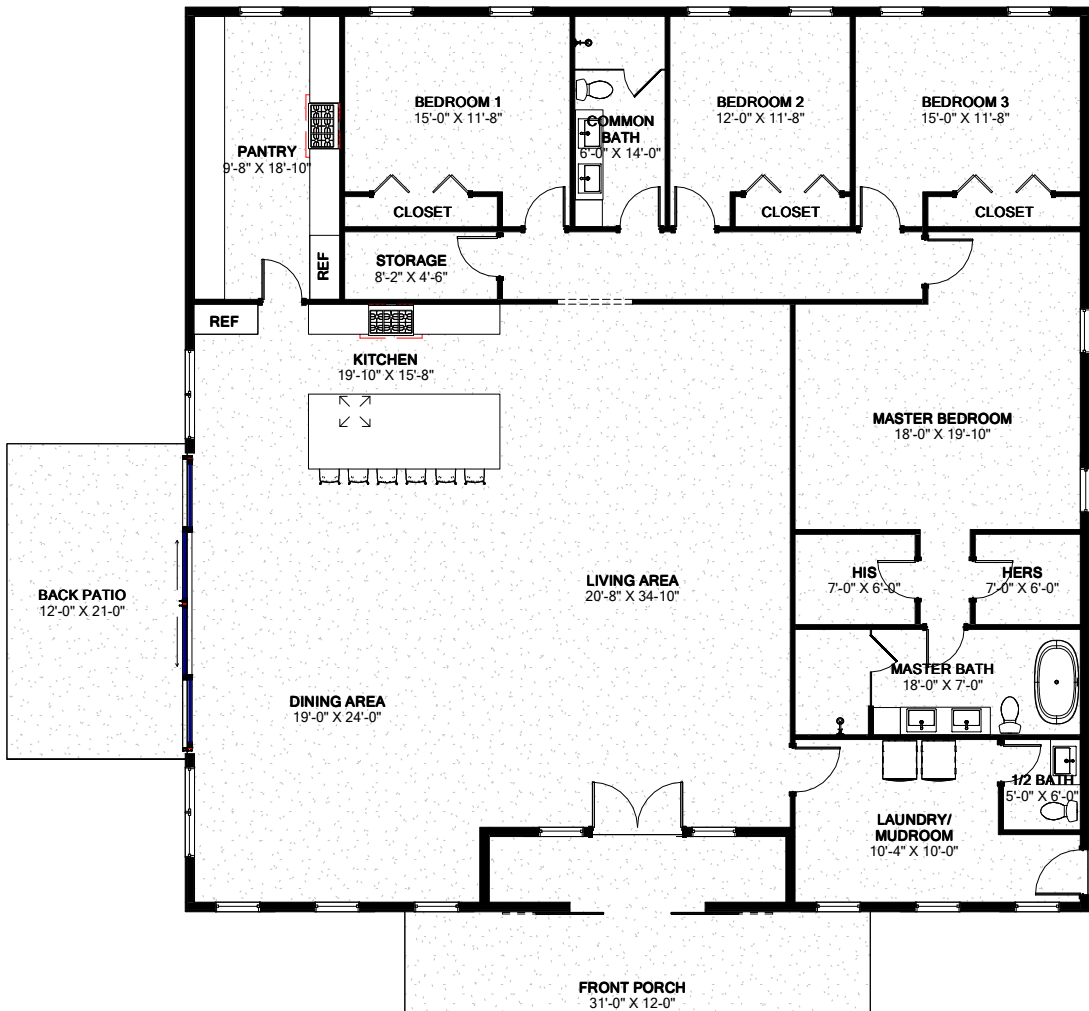
Bedrooms:	3	Living Area:	3,600 SF
Bathrooms:	2.5	Garage:	0 SF
Garages:	0	Porch:	280 SF
Width:	60'-0"	Patio:	0 SF
Depth:	60'-0"	Others:	0 SF

PLAN NAME

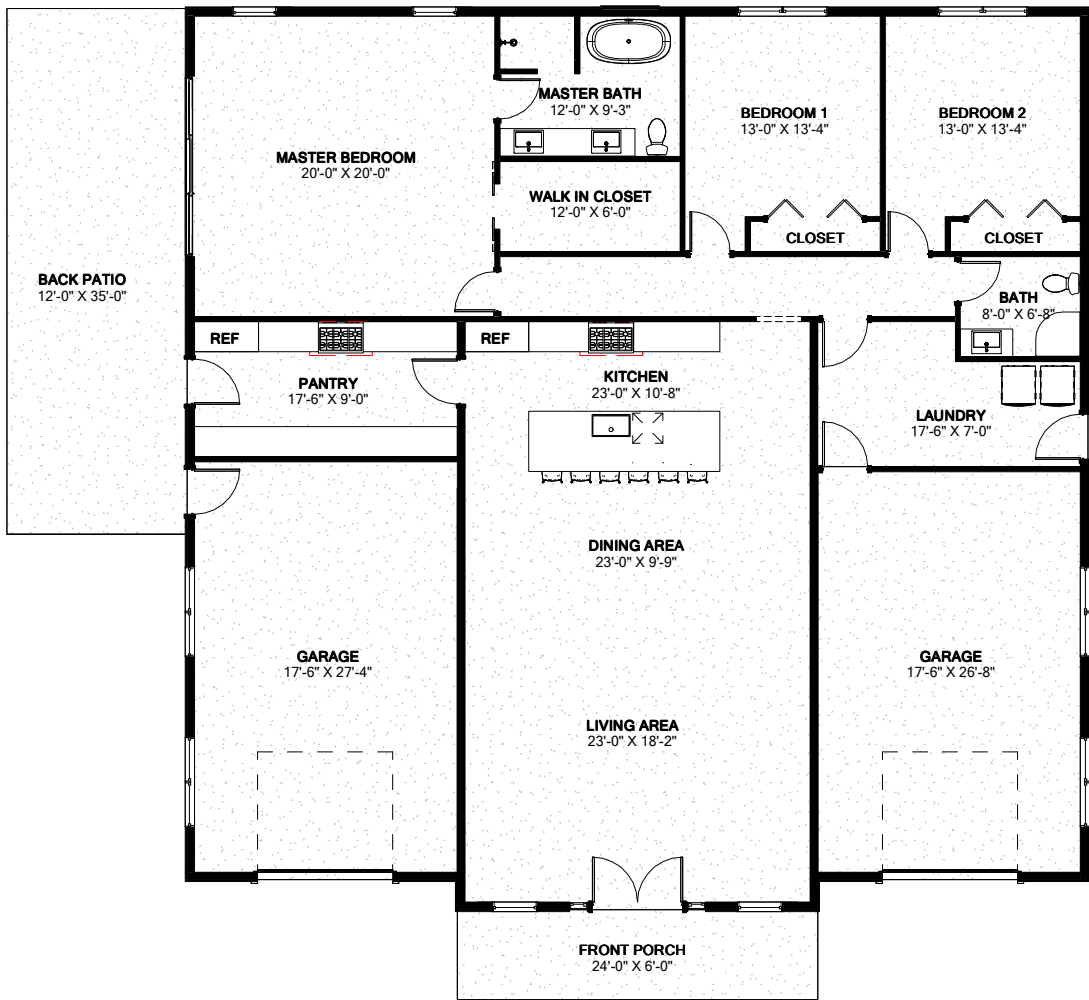
The Campbell Plan
(CA1053-A)

1 OF 9

These illustrations are an artist's representation of Stock Plan itself and may be slightly different than the actual Stock Plan itself. Author reserves the right to alter, update and improve Stock Plans at their discretion.



2	DESIGN INFORMATION & SQUARE FOOTAGE		PLAN NAME The Osborne Plan (051064-A)	2 OF 9
	Bedrooms: 4	Living Area: 3,500 SF		
	Bathrooms: 2.5	Garage: 0 SF		
	Garages: 0	Porch: 317 SF		
	Width: 60'-0"	Patio: 252 SF		
Depth: 60'-0"	Others: 0 SF	These illustrations are an artist's representation of Stock Plan itself and may be slightly different than the actual Stock Plan itself. Author reserves the right to alter, update and improve Stock Plans at their discretion.		



3

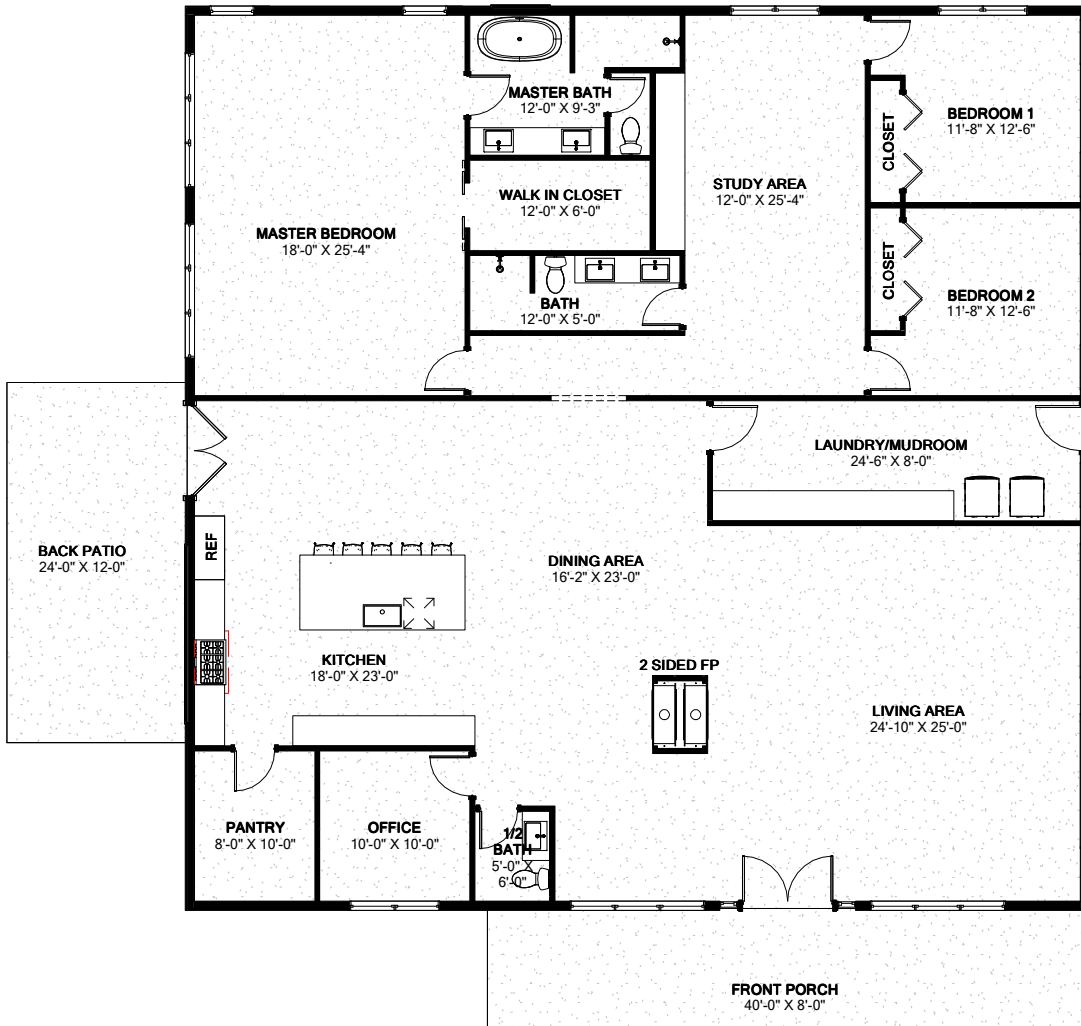
DESIGN INFORMATION & SQUARE FOOTAGE	
Bedrooms: 3	Living Area: 2,526 SF
Bathrooms: 2	Garage: 1,002 SF
Garages: 2	Porch: 144 SF
Width: 60'-0"	Patio: 420 SF
Depth: 60'-0"	Others: 0 SF

PLAN NAME

The Seymour Plan
(SE1073-A)

3 OF 9

These illustrations are an artist's representation of Stock Plan itself and may be slightly different than the actual Stock Plan itself. Author reserves the right to alter, update and improve Stock Plans at their discretion.



4

DESIGN INFORMATION & SQUARE FOOTAGE

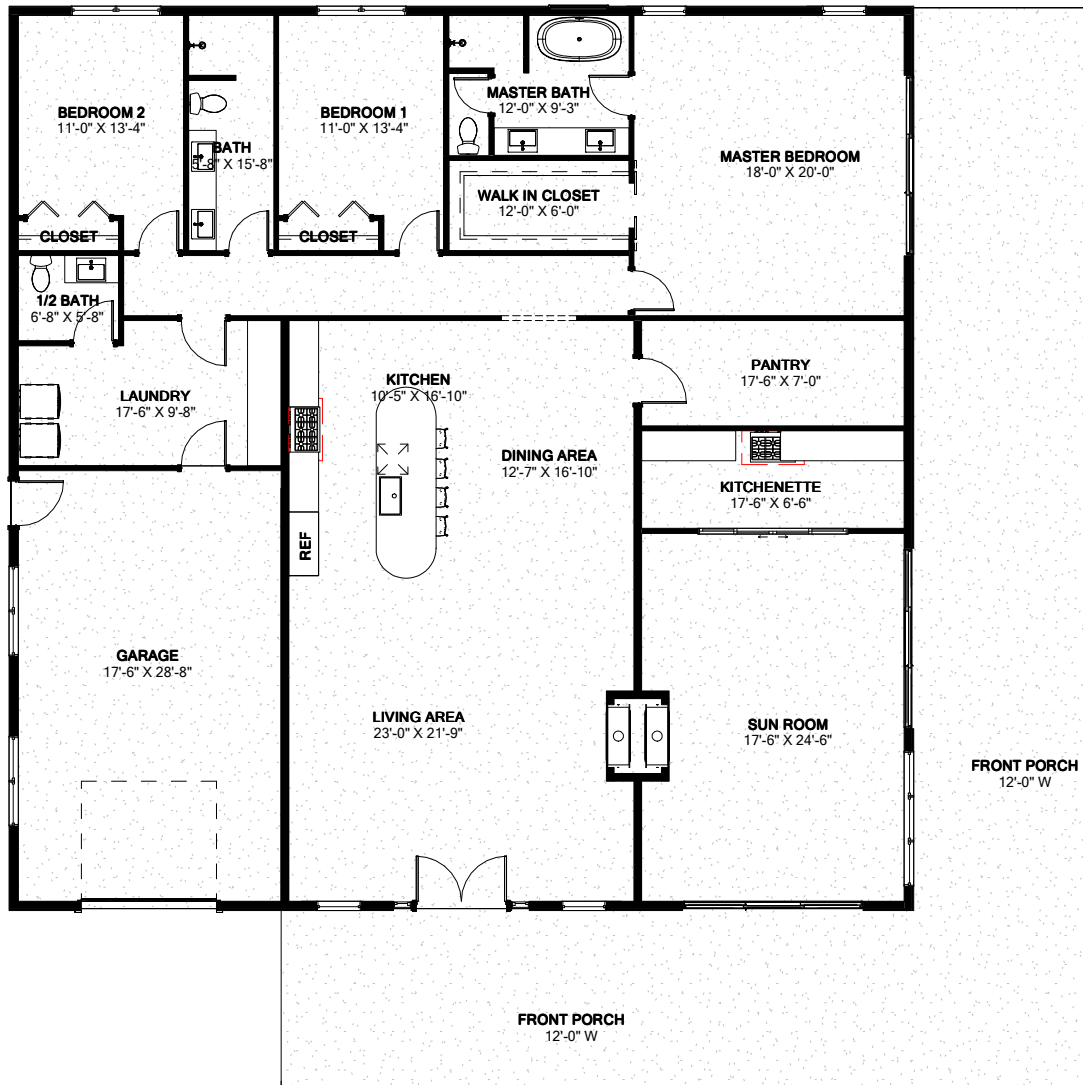
Bedrooms:	3	Living Area:	3,600 SF
Bathrooms:	2.5	Garage:	0 SF
Garages:	0	Porch:	320 SF
Width:	60'-0"	Patio:	288 SF
Depth:	60'-0"	Others:	0 SF

PLAN NAME

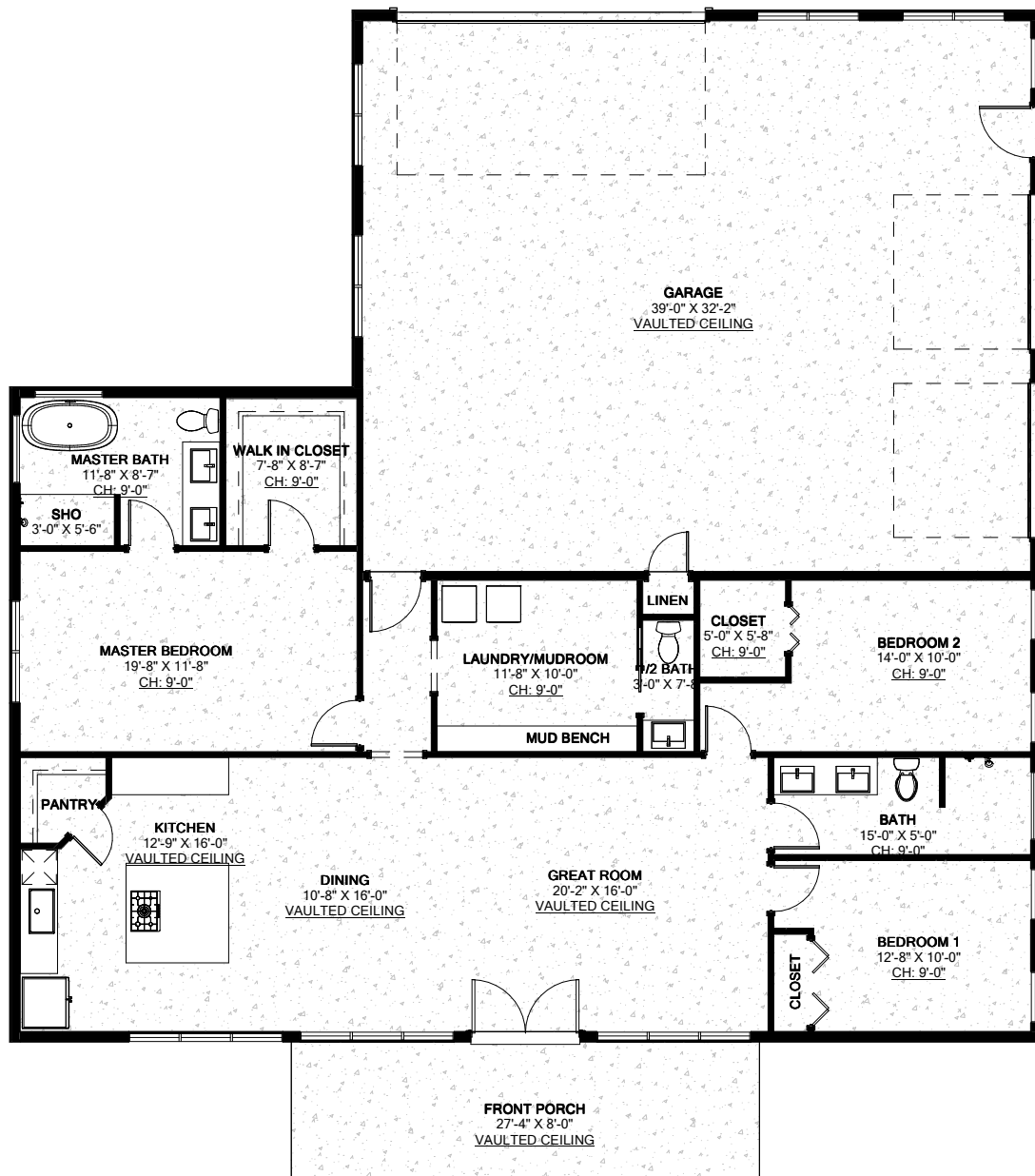
The Wilkinson Plan
(WI1083-A)

4 OF 9

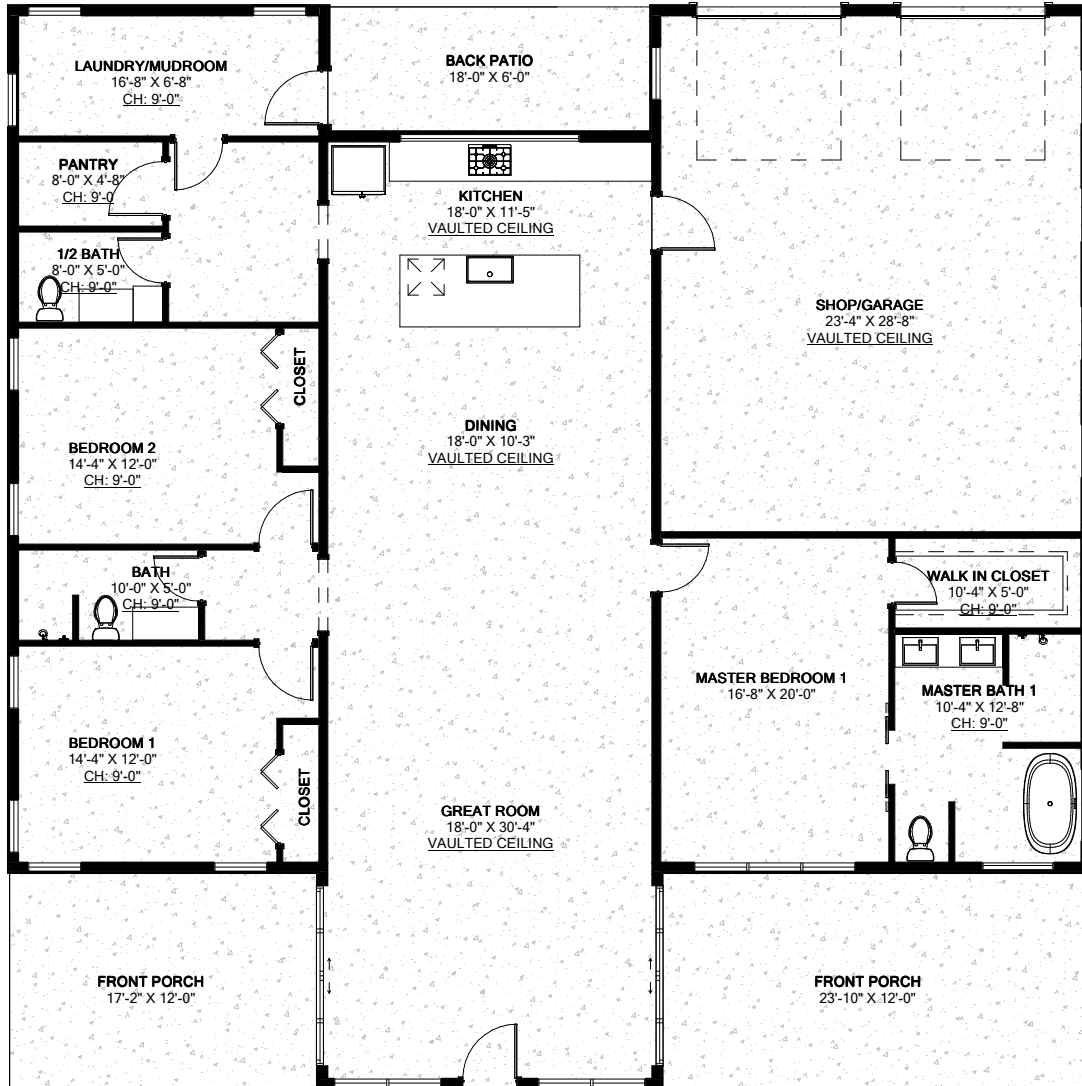
These illustrations are an artist's representation of Stock Plan itself and may be slightly different than the actual Stock Plan itself. Author reserves the right to alter, update and improve Stock Plans at their discretion.



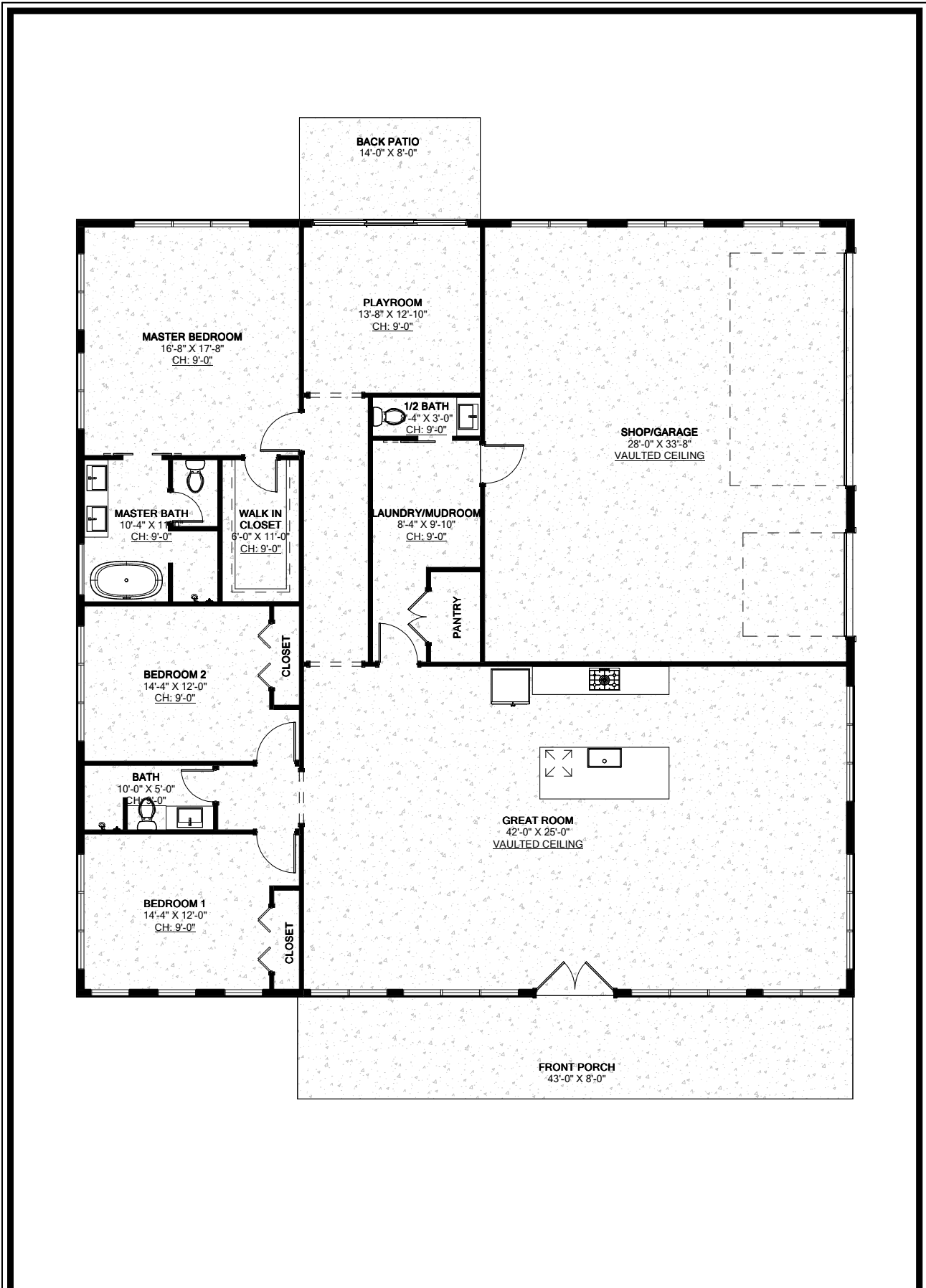
5	DESIGN INFORMATION & SQUARE FOOTAGE		PLAN NAME The Grantham Plan (GR1093-A)	5 OF 9
	Bedrooms: 3	Living Area: 3,070 SF		
	Bathrooms: 2.5	Garage: 530 SF		
	Garages: 1	Porch: 1370 SF		
	Width: 60'-0"	Patio: 0 SF		
Depth: 60'-0"	Others: 0 SF			
These illustrations are an artist's representation of Stock Plan itself and may be slightly different than the actual Stock Plan itself. Author reserves the right to alter, update and improve Stock Plans at their discretion.				




6	DESIGN INFORMATION & SQUARE FOOTAGE		PLAN NAME The Pembury Plan (PE1971-A)	6 OF 9
	Bedrooms: 3	Living Area: 1,860 SF		
	Bathrooms: 2.5	Garage: 1,300 SF		
	Garages: 4	Porch: 220 SF		
	Width: 60'-0"	Patio: 0 SF		
Depth: 60'-0"	Others: 0 SF	<i>These visual depictions serve as the artist's interpretation of the Stock Plan and may exhibit slight variations from the actual Stock Plan. The author retains the right to modify, update, and enhance Stock Plans at their discretion.</i>		



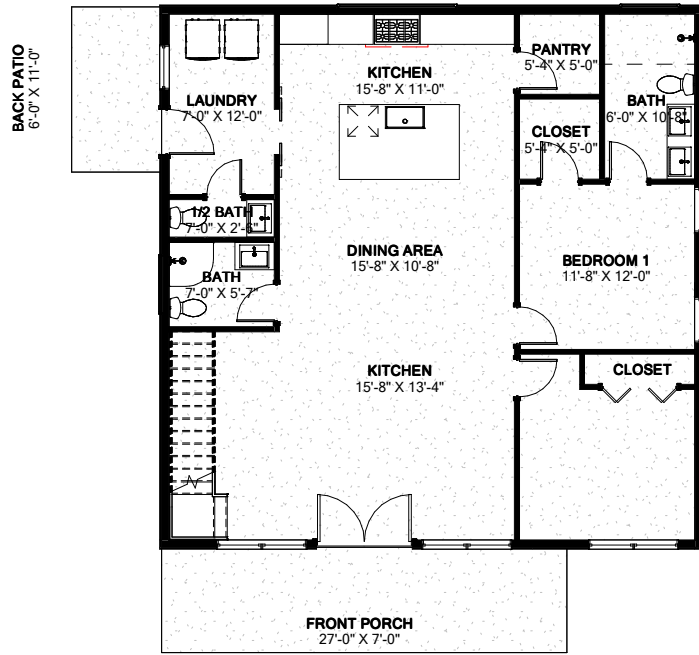
7	DESIGN INFORMATION & SQUARE FOOTAGE		PLAN NAME The Ilchester Plan (VA2001-A)	7 OF 9
	Bedrooms: 3	Living Area: 2,273 SF		
	Bathrooms: 2.5	Garage: 710 SF		
	Garages: 2	Porch: 492 SF		
	Width: 60'-0"	Patio: 126 SF		
Depth: 60'-0"	Others: 0 SF			
These visual depictions serve as the artist's interpretation of the Stock Plan and may exhibit slight variations from the actual Stock Plan. The author retains the right to modify, update, and enhance Stock Plans at their discretion.				



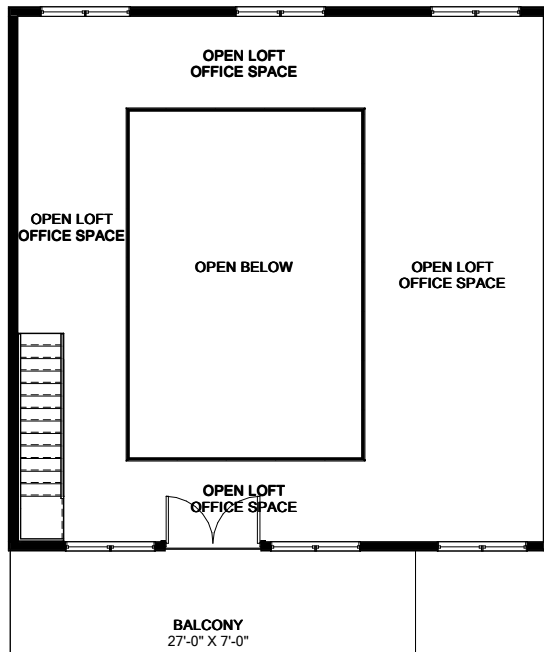
8	DESIGN INFORMATION & SQUARE FOOTAGE		PLAN NAME The Beauchamp Plan (BE1991-A)	8 OF 9
	Bedrooms: 3	Living Area: 2,615 SF		
	Bathrooms: 2.5	Garage: 986 SF		
	Garages: 3	Porch: 344 SF		
	Width: 60'-0"	Patio: 112 SF		
Depth: 60'-0"	Others: 0 SF	These visual depictions serve as the artist's interpretation of the Stock Plan and may exhibit slight variations from the actual Stock Plan. The author retains the right to modify, update, and enhance Stock Plans at their discretion.		



9	DESIGN INFORMATION & SQUARE FOOTAGE		PLAN NAME The Vaughan Plan (VA2001-A)	9 OF 9
	Bedrooms: 3	Living Area: 2,584 SF		
	Bathrooms: 2.5	Garage: 986 SF		
	Garages: 0	Porch: 1,737 SF		
	Width: 60'-0"	Patio: 0 SF		
Depth: 60'-0"	Others: 0 SF	<i>These visual depictions serve as the artist's interpretation of the Stock Plan and may exhibit slight variations from the actual Stock Plan. The author retains the right to modify, update, and enhance Stock Plans at their discretion.</i>		



1 GROUND FLOOR PLAN
1/8" = 1'-0"



2 SECOND FLOOR PLAN
1/8" = 1'-0"

1

DESIGN INFORMATION & SQUARE FOOTAGE

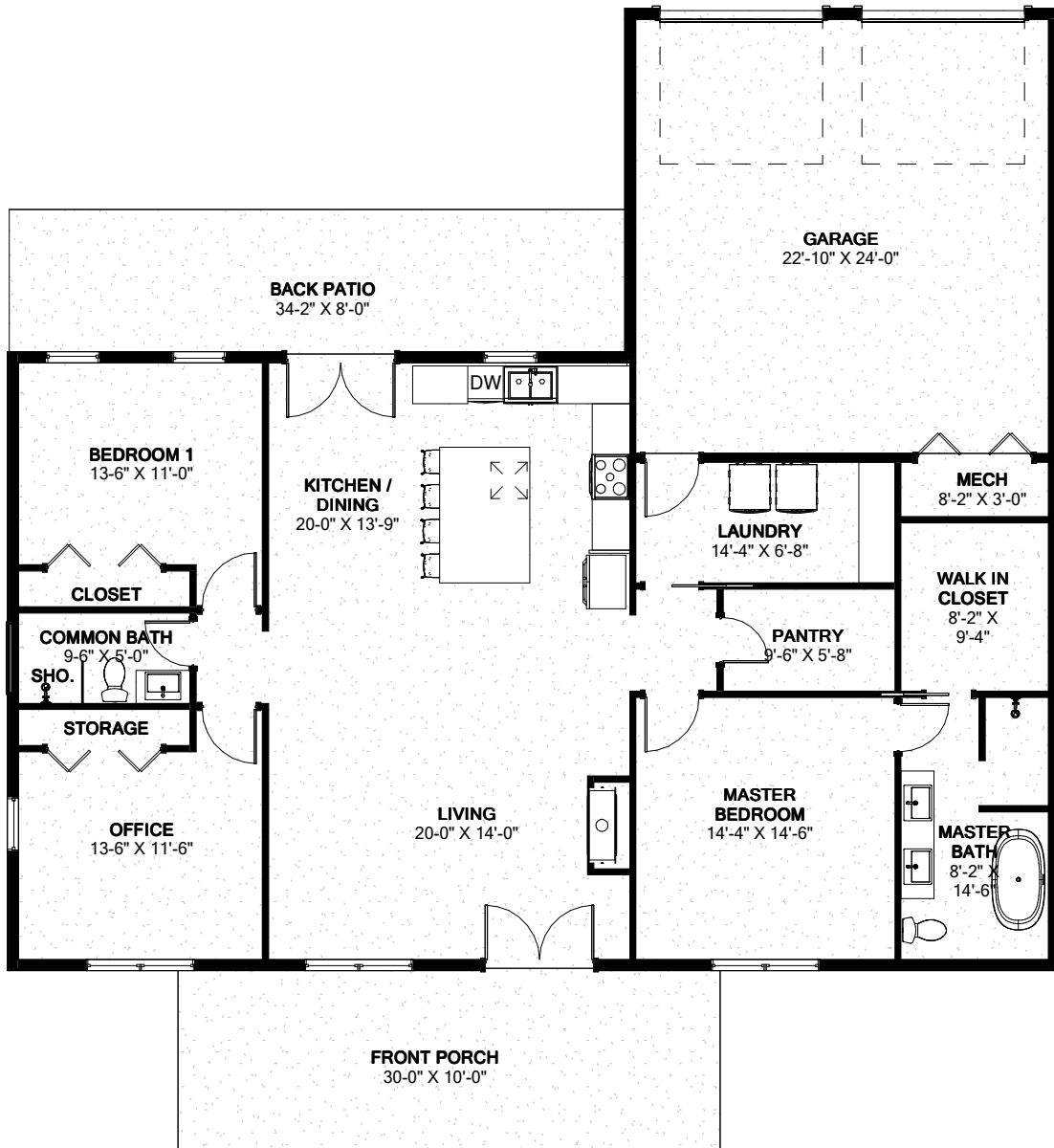
Bedrooms:	2	Living Area:	2,185 SF
Bathrooms:	2.5	Garage:	0 SF
Garages:	0	Porch:	190 SF
Width:	36'-0"	Patio:	66 SF
Depth:	36'-0"	Others:	66 SF

PLAN NAME

The Claremont Plan
(CL1102-A)

1 OF 6

These illustrations are an artist's representation of Stock Plan itself and may be slightly different than the actual Stock Plan itself. Author reserves the right to alter, update and improve Stock Plans at their discretion.



2

DESIGN INFORMATION & SQUARE FOOTAGE

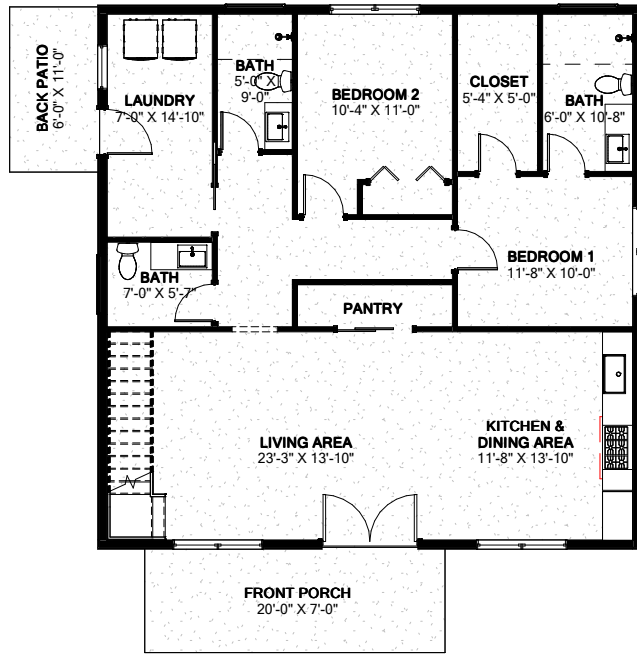
Bedrooms: 2	Living Area: 1,845 SF
Bathrooms: 2	Garage: 584 SF
Garages: 2	Porch: 300 SF
Width: 58'-0"	Patio: 274 SF
Depth: 53'-0"	Others: 0 SF

PLAN NAME

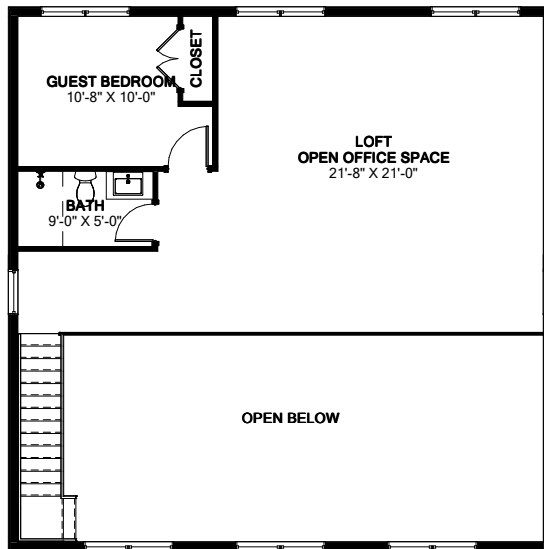
The Attwood Plan
(AT1112-A)

2 OF 6

These illustrations are an artist's representation of Stock Plan itself and may be slightly different than the actual Stock Plan itself. Author reserves the right to alter, update and improve Stock Plans at their discretion.



1 GROUND FLOOR PLAN
1/8" = 1'-0"



2 SECOND FLOOR PLAN
1/8" = 1'-0"

3

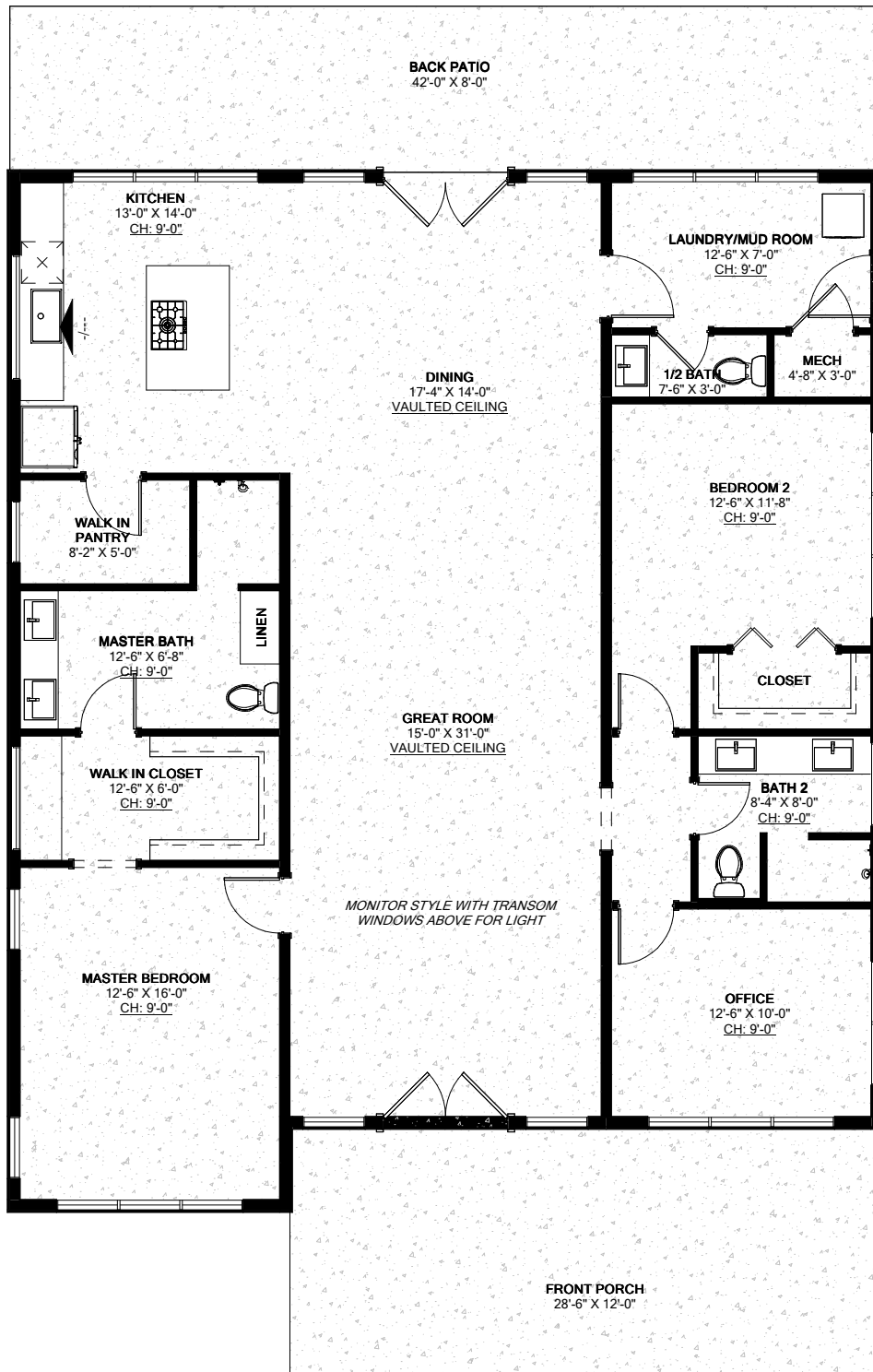
DESIGN INFORMATION & SQUARE FOOTAGE	
Bedrooms: 3	Living Area: 2,074 SF
Bathrooms: 3.5	Garage: 0 SF
Garages: 0	Porch: 140 SF
Width: 36'-0"	Patio: 66 SF
Depth: 36'-0"	Others: 0 SF

PLAN NAME

The Wheelwright Plan
(WH1123-A)

3 OF 6

These illustrations are an artist's representation of Stock Plan itself and may be slightly different than the actual Stock Plan itself. Author reserves the right to alter, update and improve Stock Plans at their discretion.



4

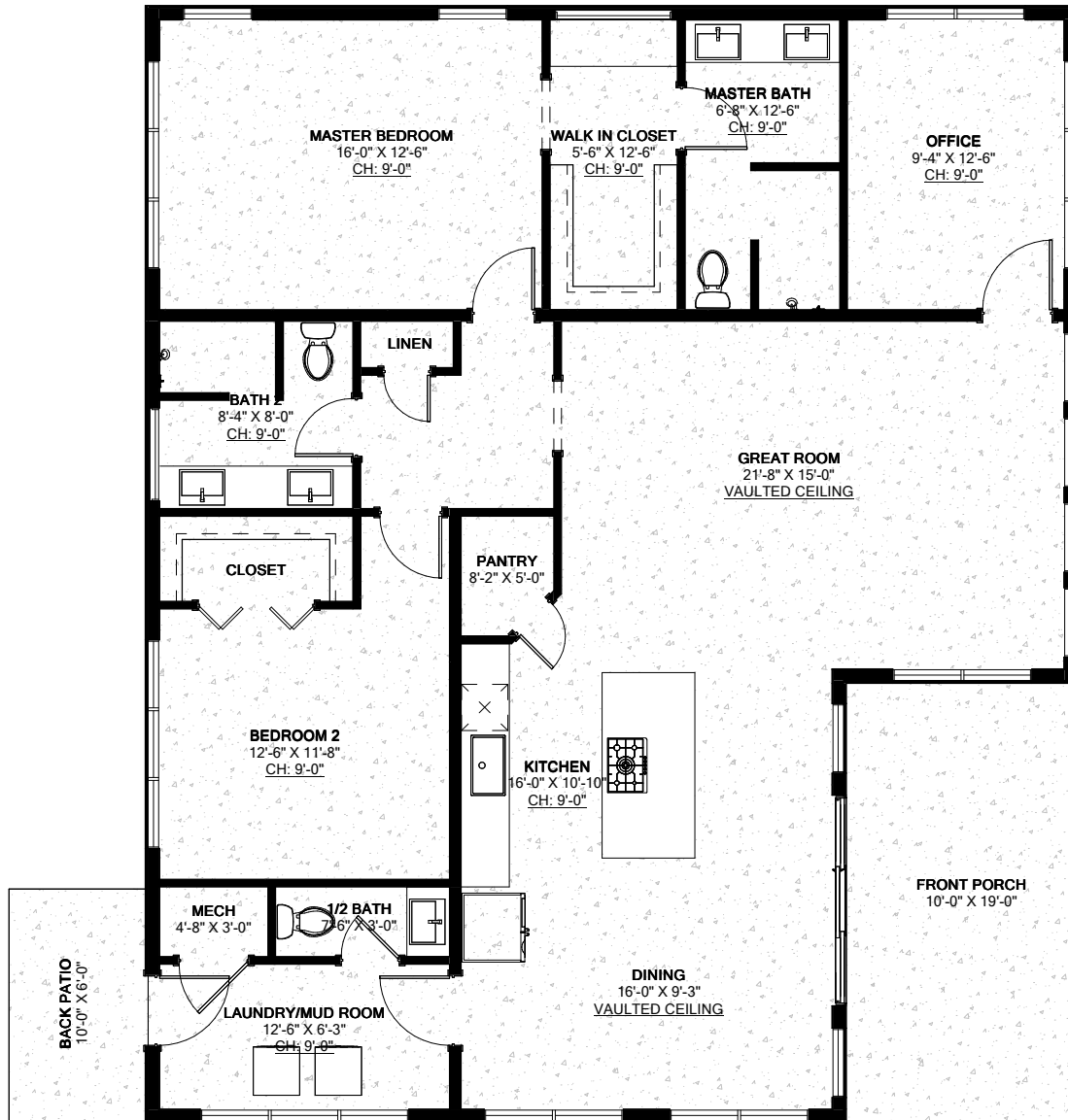
DESIGN INFORMATION & SQUARE FOOTAGE	
Bedrooms: 2	Living Area: 1,985 SF
Bathrooms: 2.5	Garage: 0 SF
Garages: 0	Porch: 342 SF
Width: 42'-0"	Patio: 36 SF
Depth: 50'-0"	Others: 0 SF

PLAN NAME

The Lawford Plan
(LA2011-A)

4 OF 6

These visual depictions serve as the artist's interpretation of the Stock Plan and may exhibit slight variations from the actual Stock Plan. The author retains the right to modify, update, and enhance Stock Plans at their discretion



5

DESIGN INFORMATION & SQUARE FOOTAGE

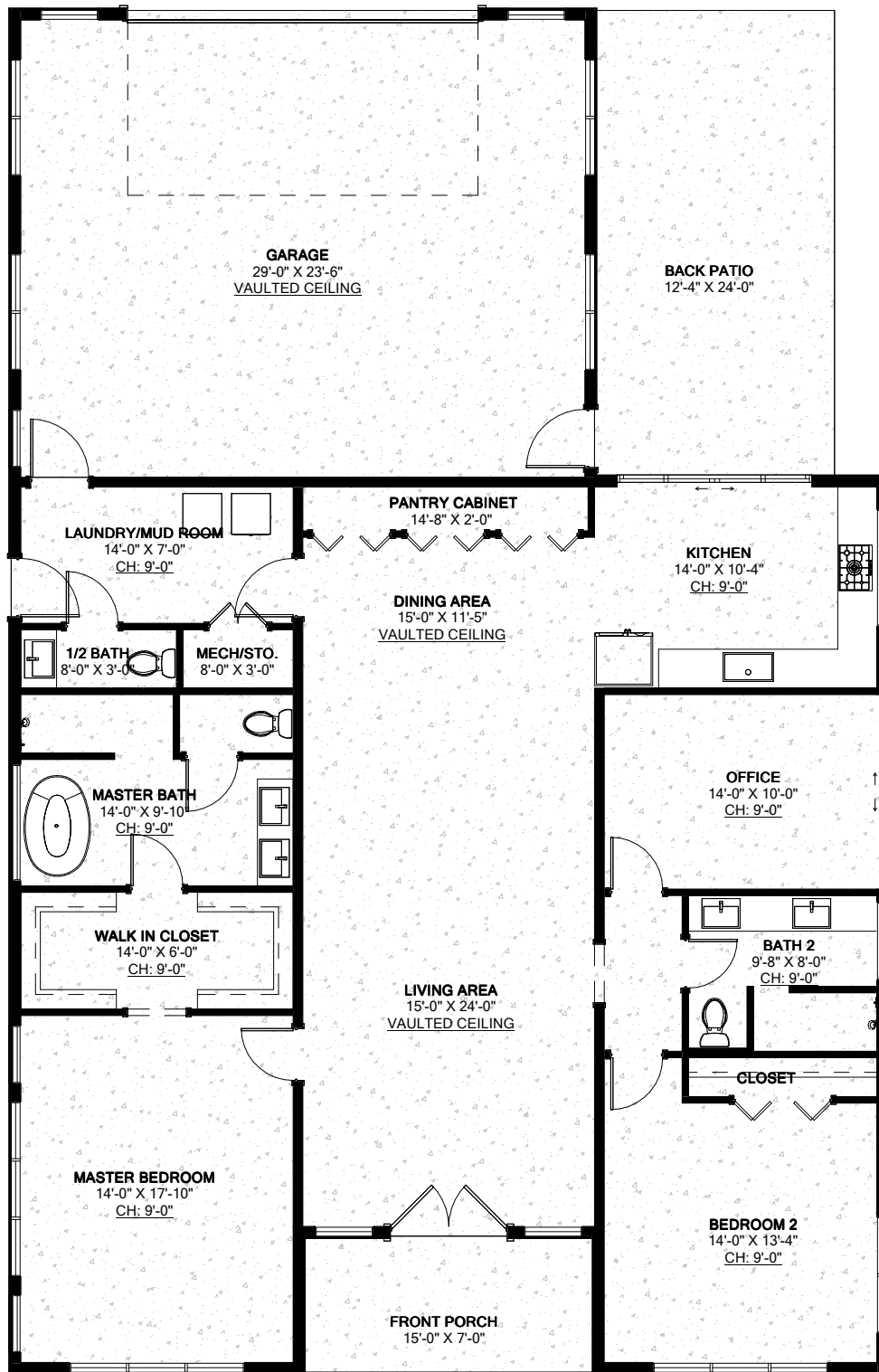
Bedrooms: 2	Living Area: 1,730 SF
Bathrooms: 2.5	Garage: 0 SF
Garages: 0	Porch: 190 SF
Width: 40'-0"	Patio: 60 SF
Depth: 48'-0"	Others: 0 SF

PLAN NAME

The Brocket Plan
(BR2021-A)

5 OF 6

These visual depictions serve as the artist's interpretation of the Stock Plan and may exhibit slight variations from the actual Stock Plan. The author retains the right to modify, update, and enhance Stock Plans at their discretion.



6

DESIGN INFORMATION & SQUARE FOOTAGE

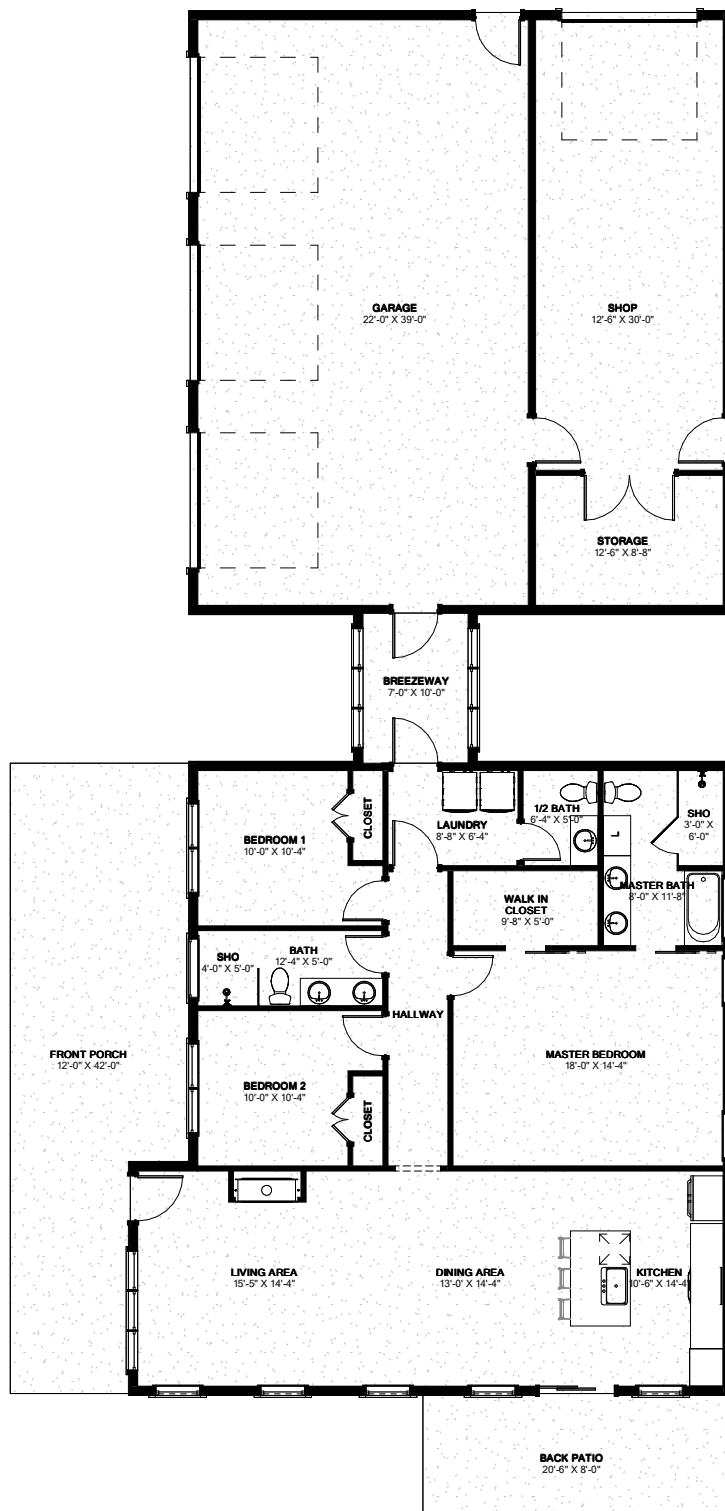
Bedrooms: 2	Living Area: 1,965 SF
Bathrooms: 2.5	Garage: 720 SF
Garages: 2	Porch: 105 SF
Width: 45'-0"	Patio: 296 SF
Depth: 70'-0"	Others: 0 SF

PLAN NAME

The Tangmere Plan
(TA2031-A)

6 OF 6

These visual depictions serve as the artist's interpretation of the Stock Plan and may exhibit slight variations from the actual Stock Plan. The author retains the right to modify, update, and enhance Stock Plans at their discretion



1

DESIGN INFORMATION & SQUARE FOOTAGE

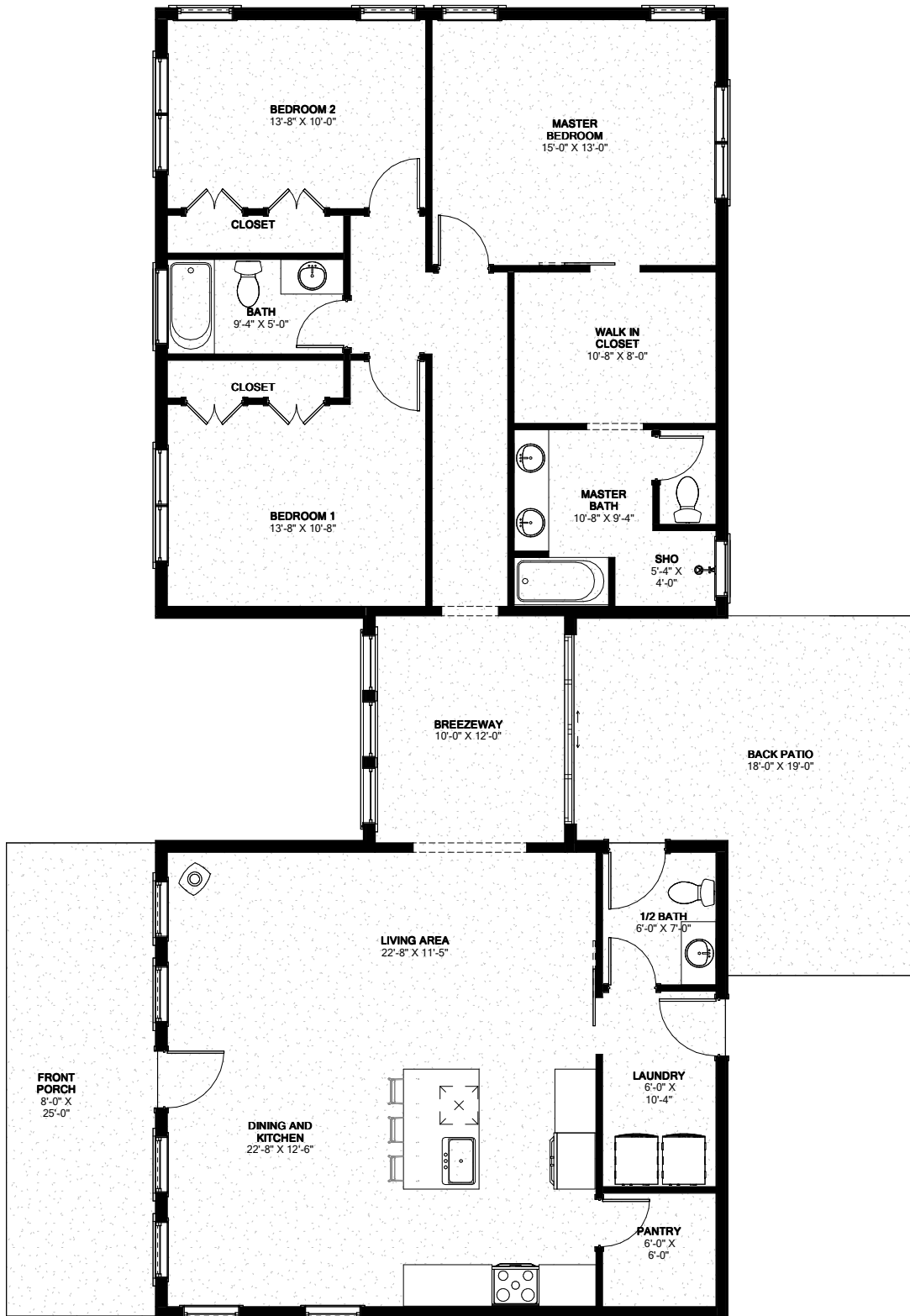
Bedrooms:	3	Living Area:	1,574 SF
Bathrooms:	2.5	Garage:	1,440 SF
Garages:	4	Porch:	443 SF
Width:	40'-0"	Patio:	80 SF
Depth:	92'-0"	Others:	0 SF

PLAN NAME

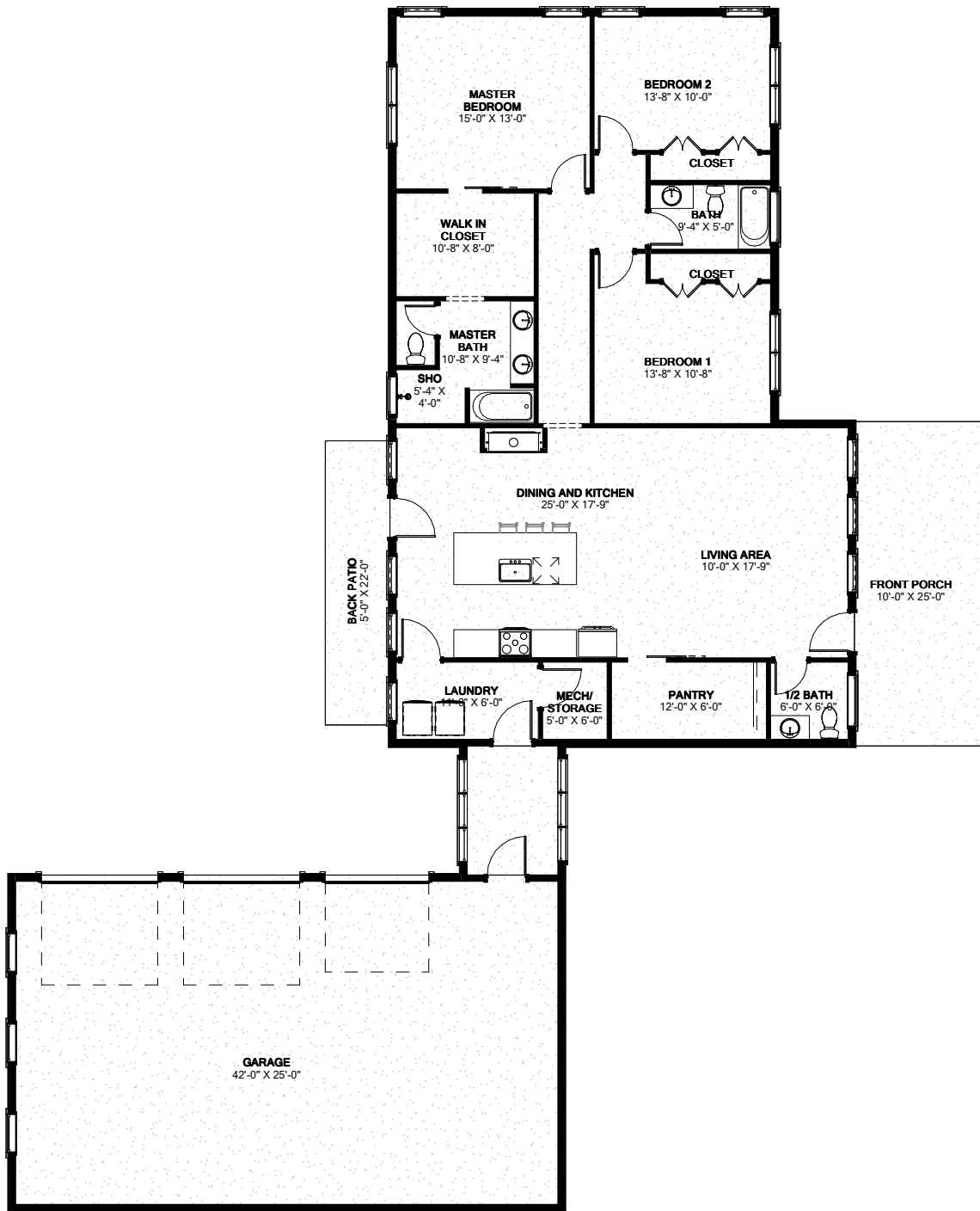
The Odessa Plan
(0D1153-A)

1 OF 8

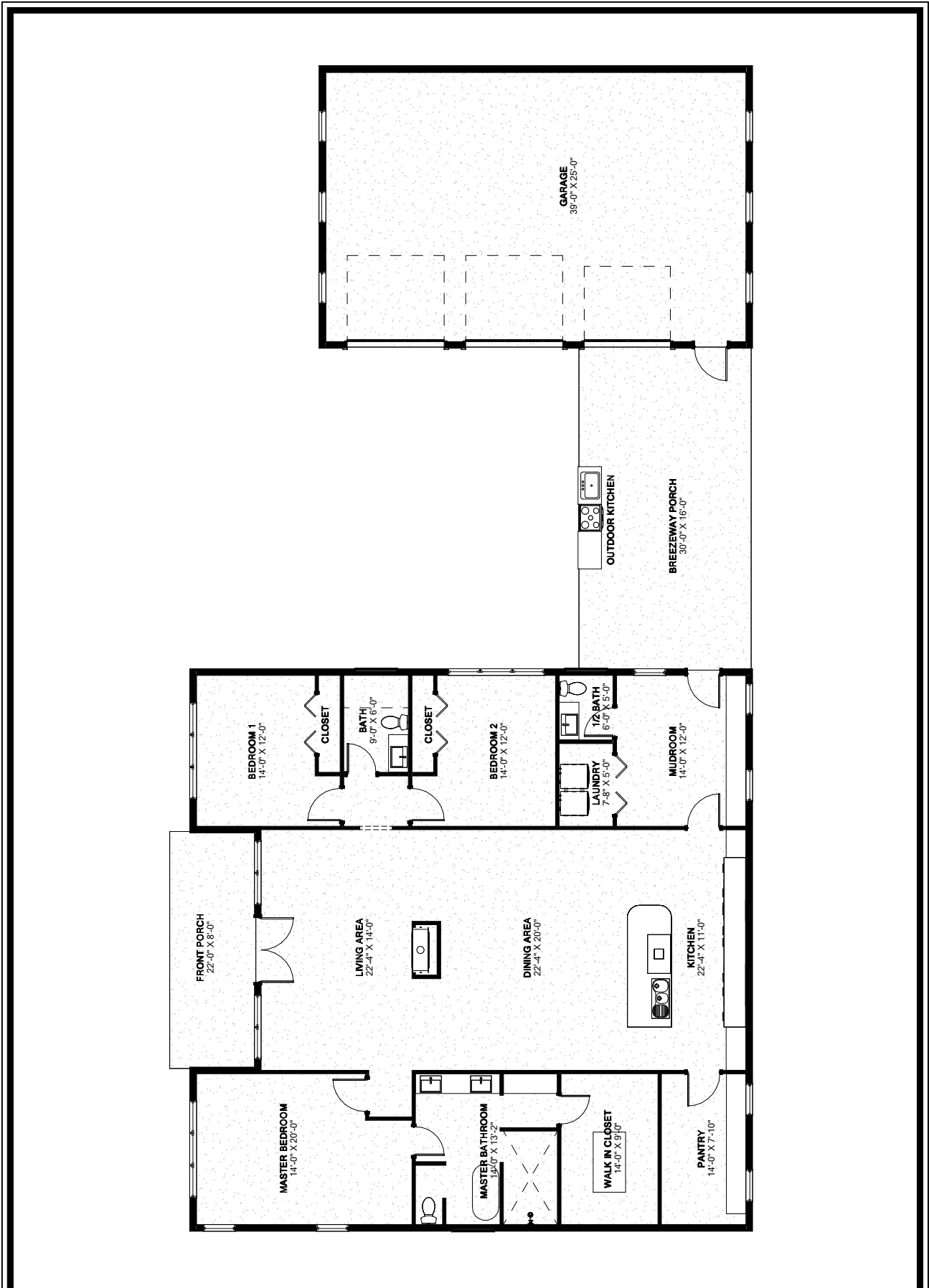
These illustrations are an artist's representation of Stock Plan itself and may be slightly different than the actual Stock Plan itself. Author reserves the right to alter, update and improve Stock Plans at their discretion.



2	DESIGN INFORMATION & SQUARE FOOTAGE		PLAN NAME The Halcyon Plan (HA1163-A)	2 OF 8
	Bedrooms: 3	Living Area: 1,842 SF		
	Bathrooms: 2.5	Garage: 0 SF		
	Garages: 0	Porch: 200 SF		
	Width: 30'-0"	Patio: 286 SF		
Depth: 69'-0"	Others: 0 SF			
These illustrations are an artist's representation of Stock Plan itself and may be slightly different than the actual Stock Plan itself. Author reserves the right to alter, update and improve Stock Plans at their discretion.				

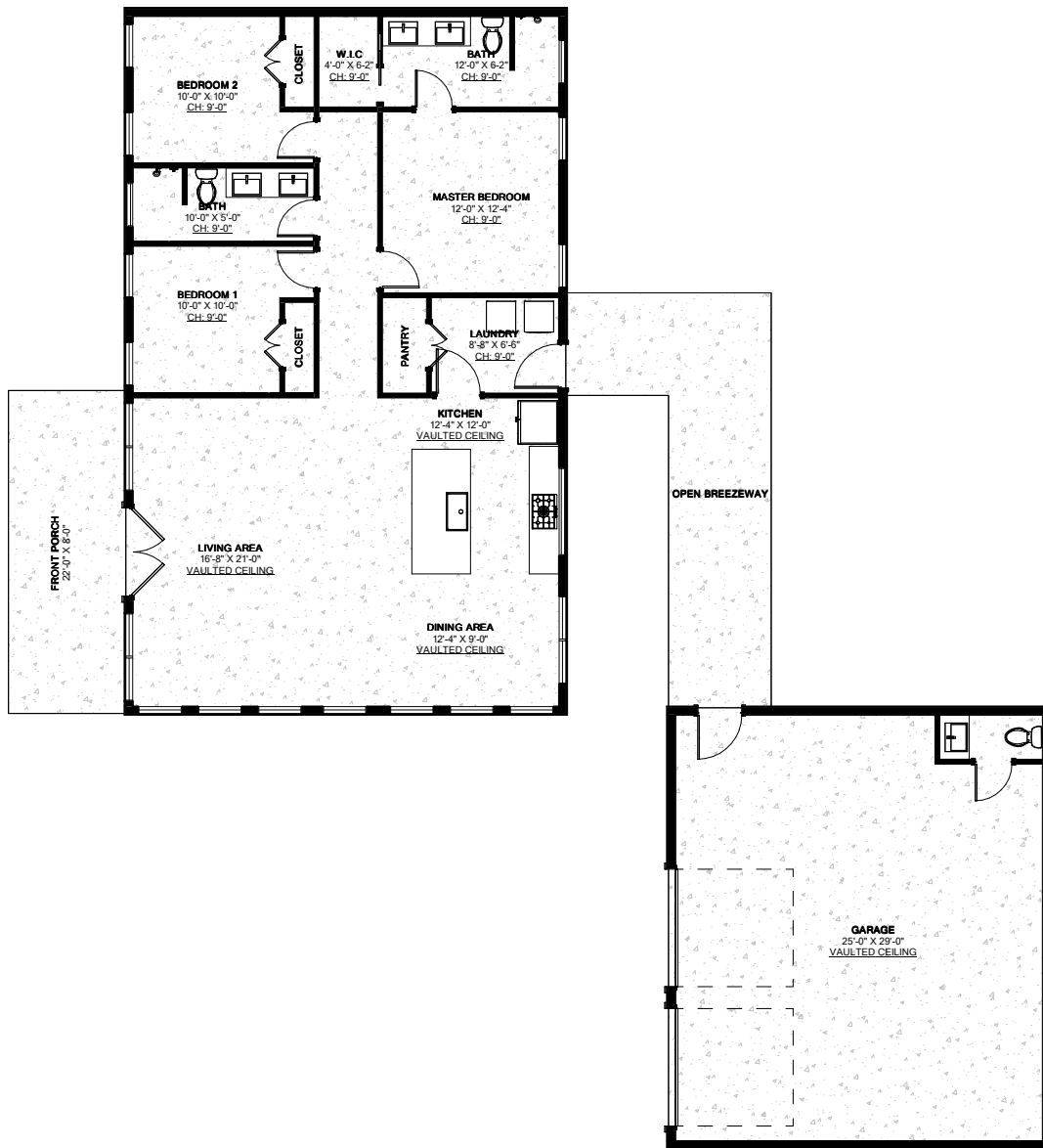


3	DESIGN INFORMATION & SQUARE FOOTAGE		PLAN NAME The Livingston Plan (LI1173-A)	3 OF 8
	Bedrooms: 3	Living Area: 1,860 SF		
	Bathrooms: 2.5	Garage: 1,118 SF		
	Garages: 3	Porch: 200 SF		
	Width: 36'-0"	Patio: 110 SF		
Depth: 57'-0"	Others: 80 SF			
These illustrations are an artist's representation of Stock Plan itself and may be slightly different than the actual Stock Plan itself. Author reserves the right to alter, update and improve Stock Plans at their discretion.				

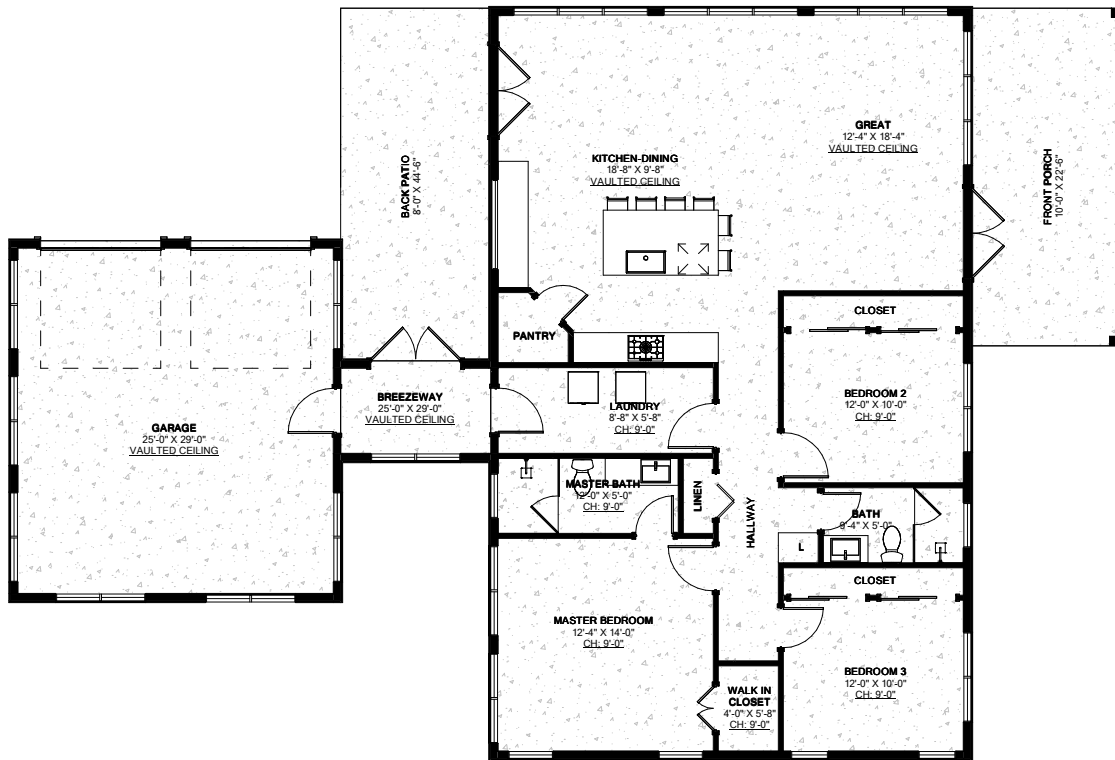


4	DESIGN INFORMATION & SQUARE FOOTAGE		PLAN NAME	4 OF 8	
	Bedrooms:	3	Living Area:		2,572 SF
	Bathrooms:	2.5	Garage:		1,040 SF
	Garages:	2 - 1 SHOP	Porch:		656 SF
	Width:	52'-0"	Patio:		0 SF
Depth:	52'-0"	Others:	0 SF		
These illustrations are an artist's representation of Stock Plan itself and may be slightly different than the actual Stock Plan itself. Author reserves the right to alter, update and improve Stock Plans at their discretion.					

The Westbury Plan
(WE1183-A)



5	DESIGN INFORMATION & SQUARE FOOTAGE		PLAN NAME The Mansard Plan (MA2041 - A)	5 OF 8
	Bedrooms: 3	Living Area: 1,440 SF		
	Bathrooms: 2.5	Garage: 780 SF		
	Garages: 2	Porch: 176 SF		
	Width: 30'-0"	Patio: 0 SF		
Depth: 48'-0"	Others: 248 SF			
These visual depictions serve as the artist's interpretation of the Stock Plan and may exhibit slight variations from the actual Stock Plan. The author retains the right to modify, update, and enhance Stock Plans at their discretion.				



6

DESIGN INFORMATION & SQUARE FOOTAGE

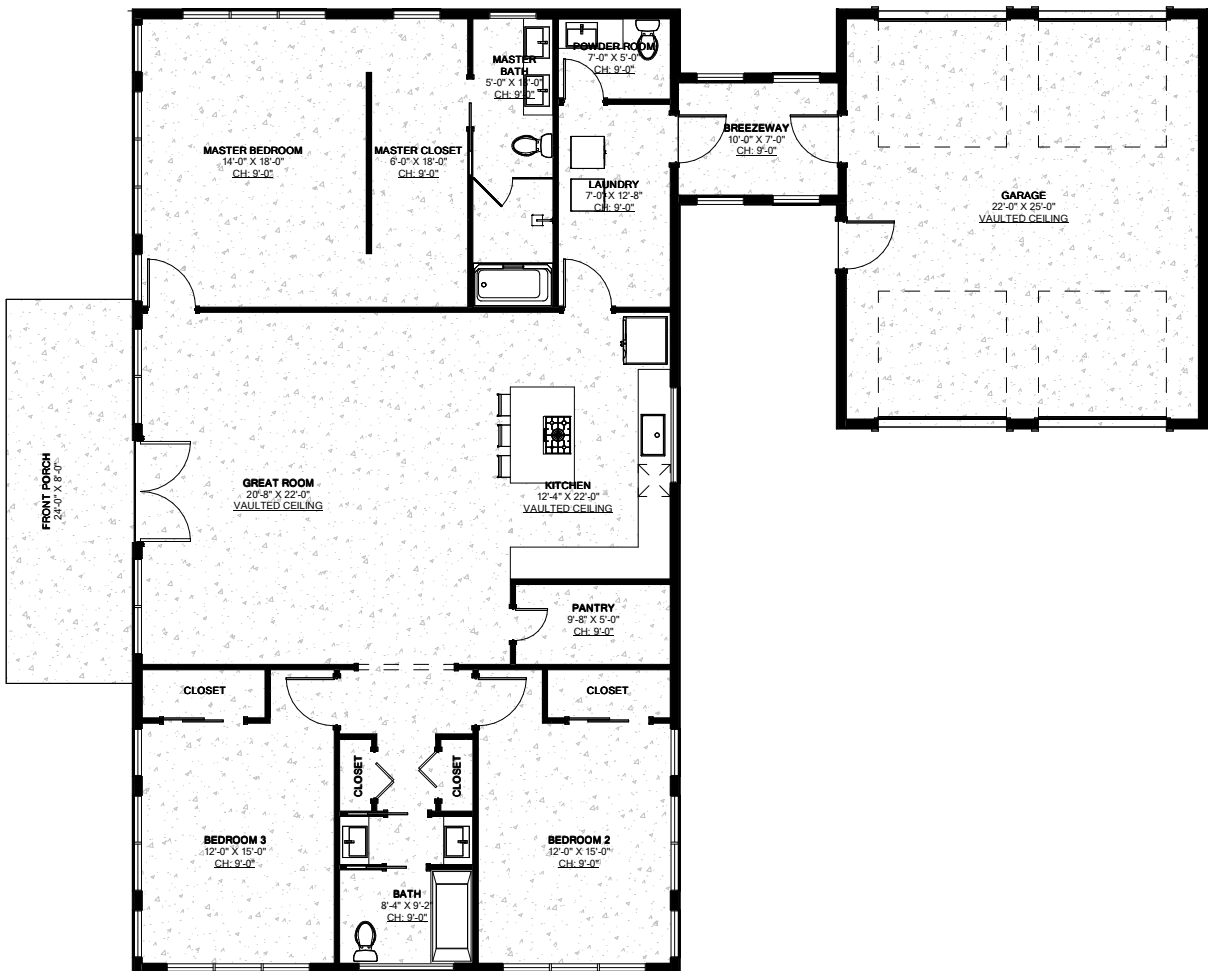
Bedrooms:	3	Living Area:	1,600 SF
Bathrooms:	2	Garage:	528 SF
Garages:	2	Porch:	225 SF
Width:	32'-0"	Patio:	235 SF
Depth:	50'-0"	Others:	67 SF

PLAN NAME

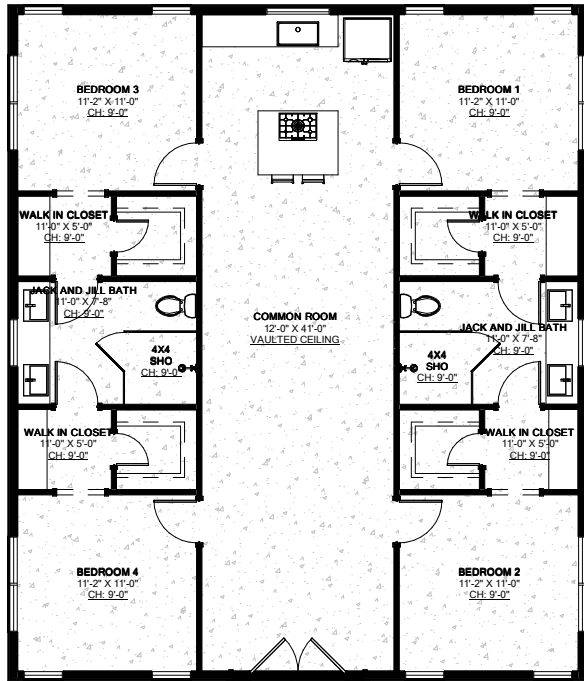
The Ferncliff Plan
(FE2051-A)

6 OF 8

These visual depictions serve as the artist's interpretation of the Stock Plan and may exhibit slight variations from the actual Stock Plan. The author retains the right to modify, update, and enhance Stock Plans at their discretion.



7	DESIGN INFORMATION & SQUARE FOOTAGE		PLAN NAME The Woodcote Plan (W02061-A)	7 OF 8
	Bedrooms: 3	Living Area: 2,040 SF		
	Bathrooms: 2.5	Garage: 598 SF		
	Garages: 2	Porch: 192 SF		
	Width: 34'-0"	Patio: 0 SF		
Depth: 60'-0"	Others: 80 SF			
<i>These visual depictions serve as the artist's interpretation of the Stock Plan and may exhibit slight variations from the actual Stock Plan. The author retains the right to modify, update, and enhance Stock Plans at their discretion.</i>				



8

DESIGN INFORMATION & SQUARE FOOTAGE

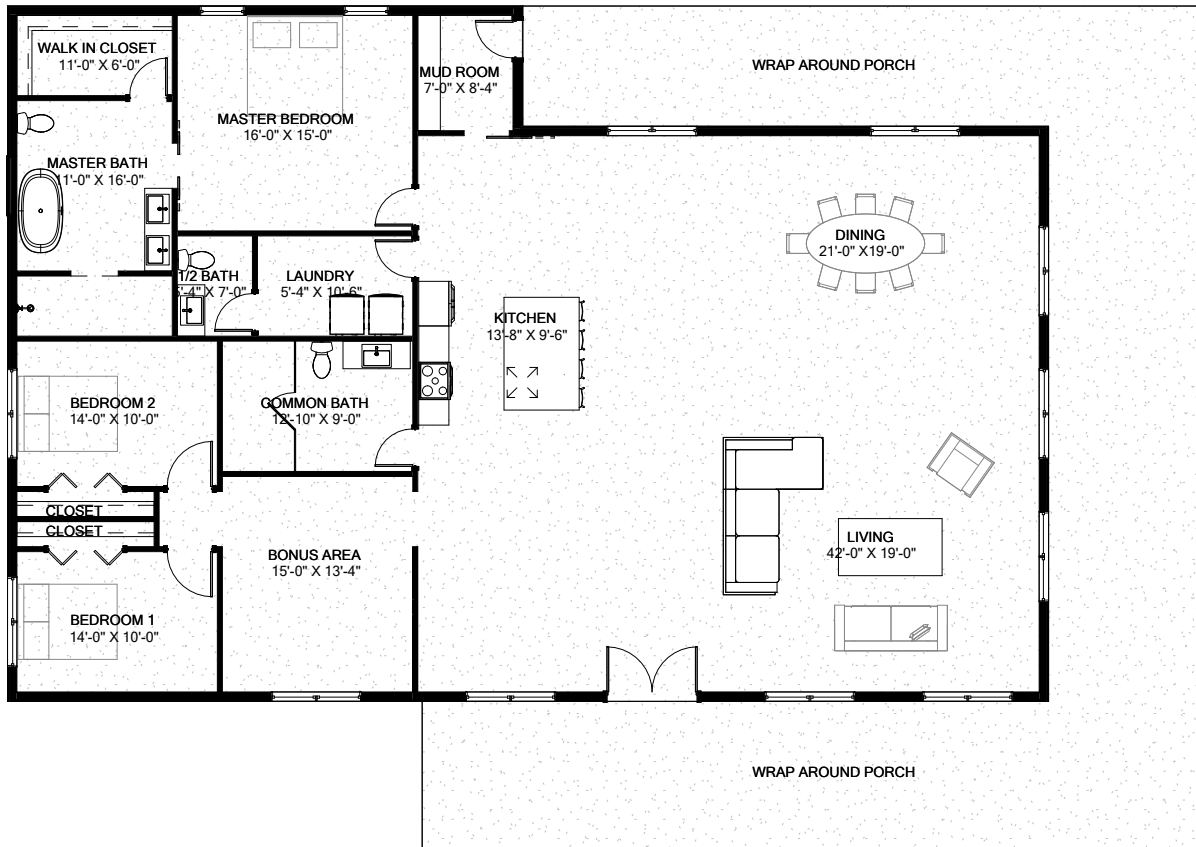
Bedrooms:	5	Living Area:	3,241 SF
Bathrooms:	3.5	Garage:	0 SF
Garages:	0	Porch:	336 SF
Width:	32' & 36'	Patio:	0 SF
Depth:	42' & 42'	Others:	328 SF

PLAN NAME

The Duxford Plan
(DU2071-A)

8 OF 8

These visual depictions serve as the artist's interpretation of the Stock Plan and may exhibit slight variations from the actual Stock Plan. The author retains the right to modify, update, and enhance Stock Plans at their discretion



1

DESIGN INFORMATION & SQUARE FOOTAGE

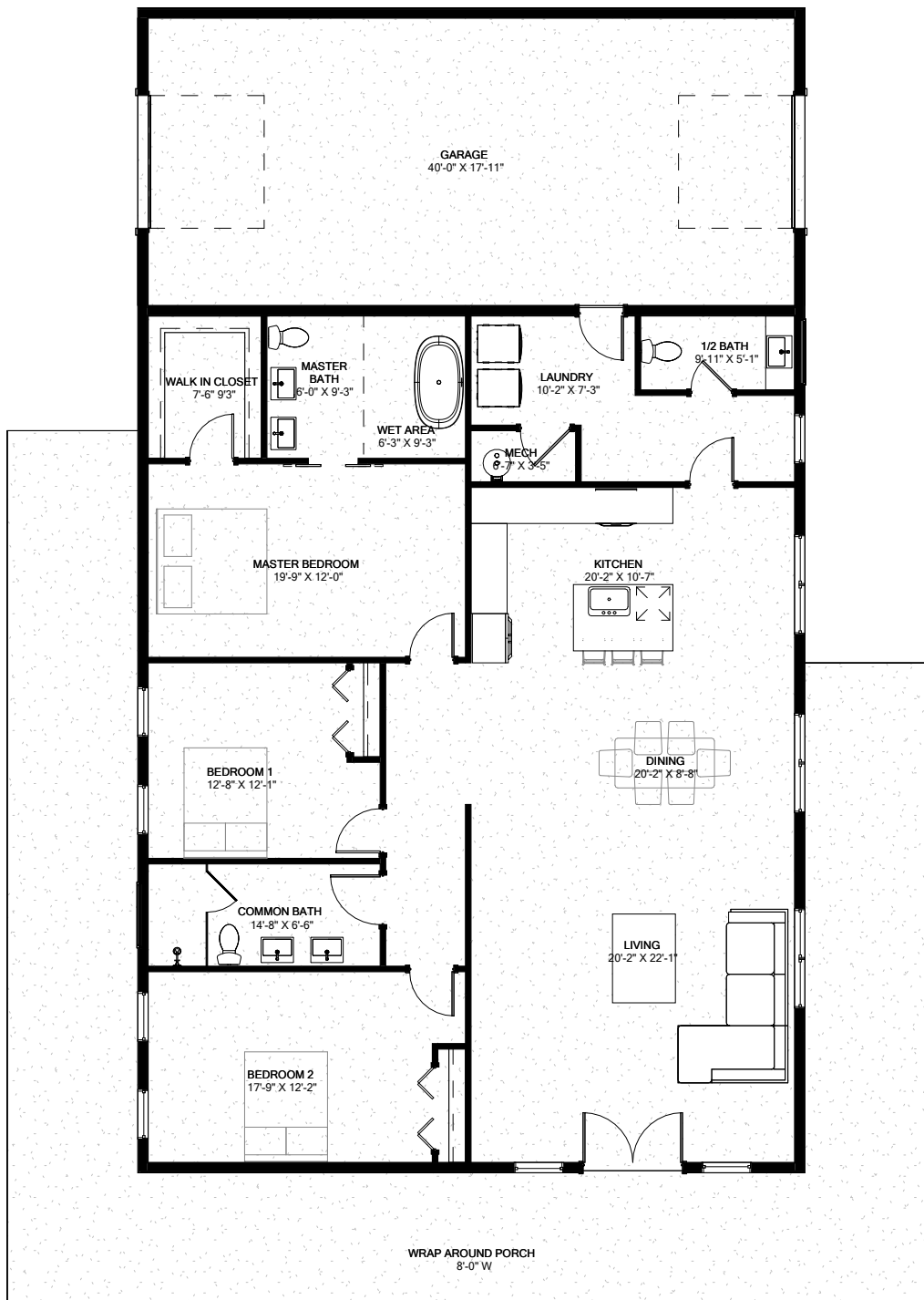
Bedrooms:	3	Living Area:	2,923 SF
Bathrooms:	2.5	Garage:	0 SF
Garages:	0	Porch:	1,245 SF
Width:	79'-0"	Patio:	0 SF
Depth:	46'-0"	Others:	0 SF

PLAN NAME

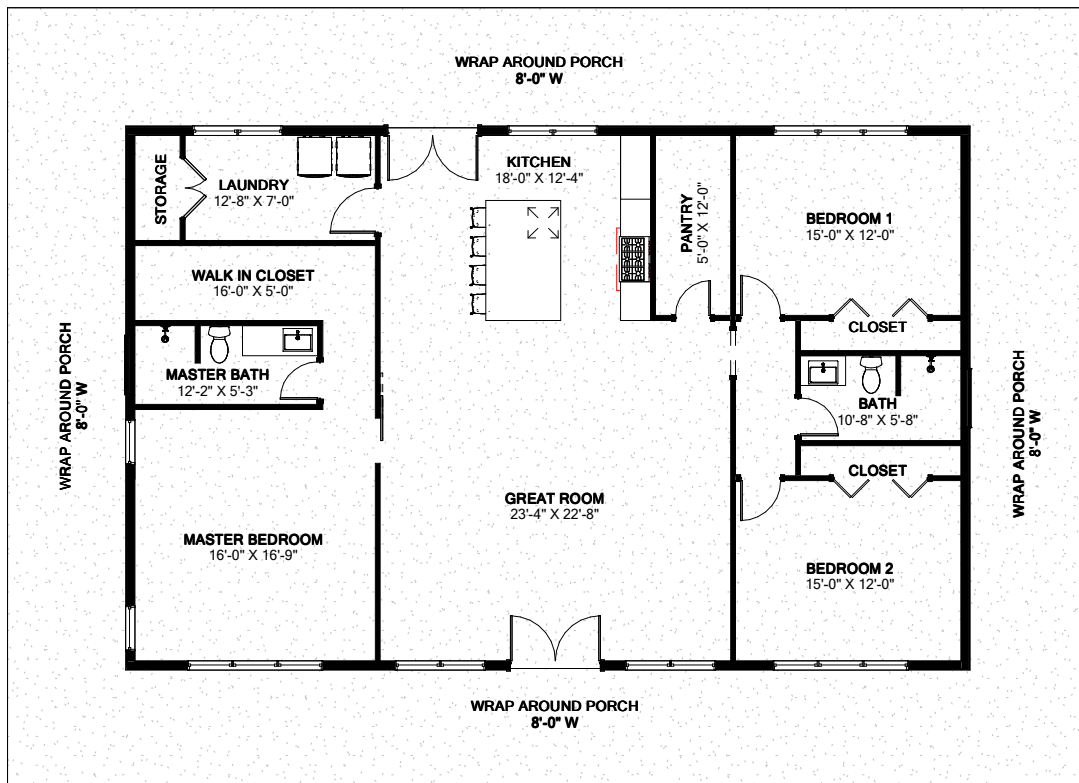
The Oakfield Plan
(0A1193-A)

1 OF 9

These illustrations are an artist's representation of Stock Plan itself and may be slightly different than the actual Stock Plan itself. Author reserves the right to alter, update and improve Stock Plans at their discretion.



2	DESIGN INFORMATION & SQUARE FOOTAGE		PLAN NAME The Albany Plan (AL1203-A)	2 OF 9
	Bedrooms: 3	Living Area: 2,081 SF		
	Bathrooms: 2.5	Garage: 680 SF		
	Garages: 2	Porch: 1,050 SF		
	Width: 40'-0"	Patio: 0 SF		
	Depth: 70'-0"	Others: 0 SF		
These illustrations are an artist's representation of Stock Plan itself and may be slightly different than the actual Stock Plan itself. Author reserves the right to alter, update and improve Stock Plans at their discretion.				



3

DESIGN INFORMATION & SQUARE FOOTAGE

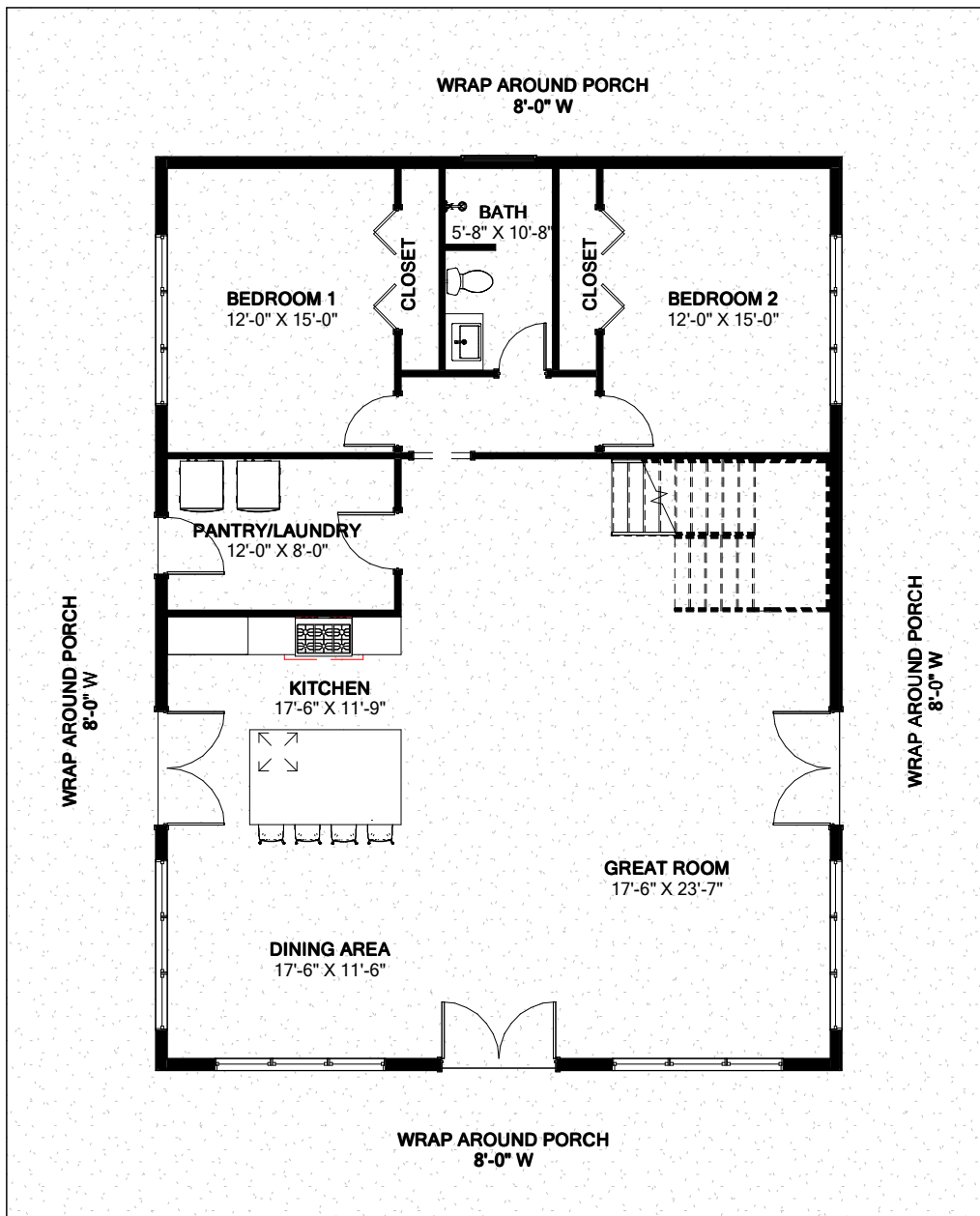
Bedrooms:	3	Living Area:	2,912 SF
Bathrooms:	2	Garage:	0 SF
Garages:	0	Porch:	1,728 SF
Width:	56'-0"	Patio:	0 SF
Depth:	52'-0"	Others:	0 SF

PLAN NAME

The Stanhope Plan
(ST1213-A)

3 OF 9

These illustrations are an artist's representation of Stock Plan itself and may be slightly different than the actual Stock Plan itself. Author reserves the right to alter, update and improve Stock Plans at their discretion.



1 GROUND FLOOR PLAN
1/8" = 1'-0"

4

DESIGN INFORMATION & SQUARE FOOTAGE

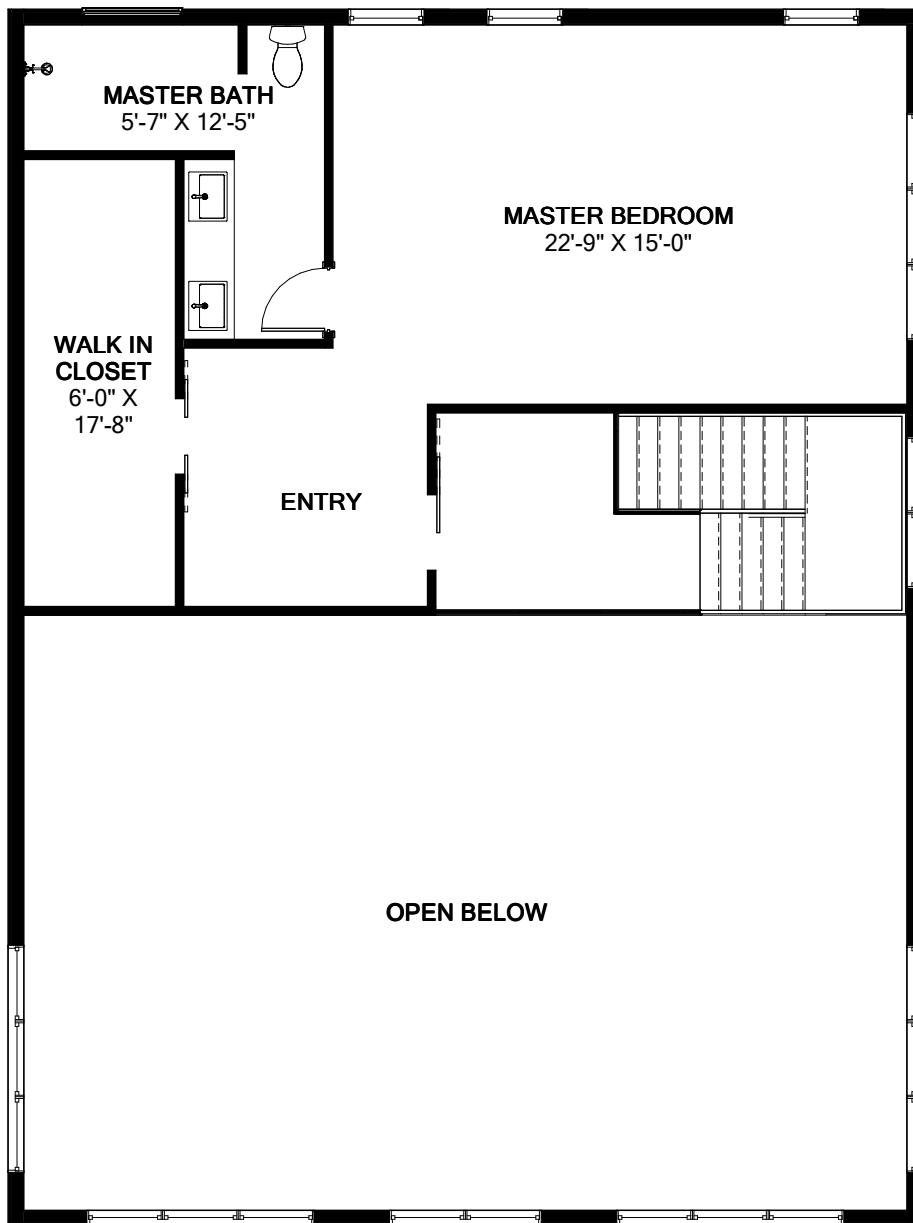
Bedrooms:	3	Living Area:	1,728 SF
Bathrooms:	2	Garage:	0 SF
Garages:	0	Porch:	1,600 SF
Width:	36'-0"	Patio:	0 SF
Depth:	48'-0"	Others:	0 SF

PLAN NAME

The Landseer Plan
(LA1223-A)

4 OF 9

These illustrations are an artist's representation of Stock Plan itself and may be slightly different than the actual Stock Plan itself. Author reserves the right to alter, update and improve Stock Plans at their discretion.



1 SECOND FLOOR PLAN
3/16" = 1'-0"

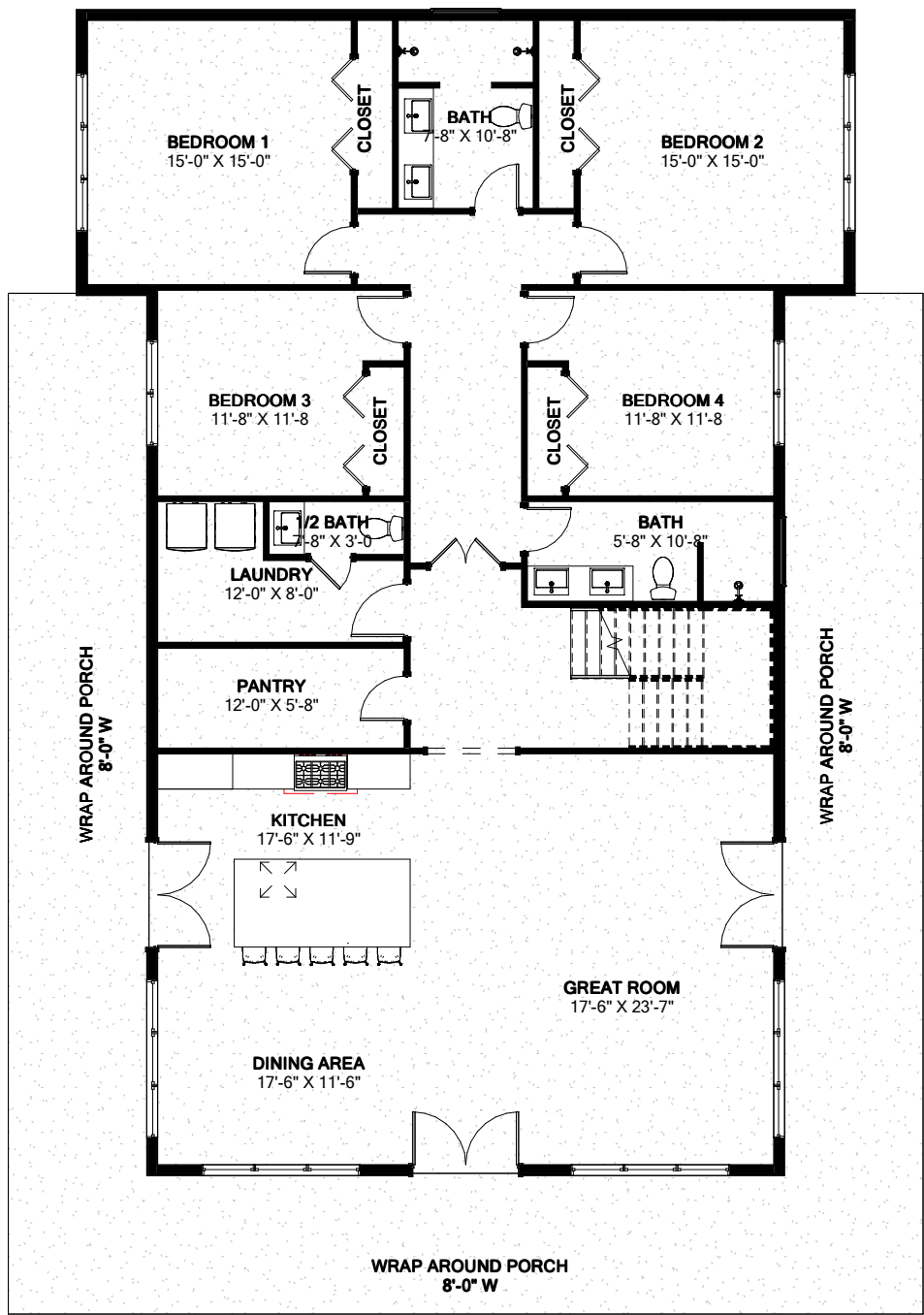
4

DESIGN INFORMATION & SQUARE FOOTAGE	
Bedrooms: 3	Living Area: 1,728 SF
Bathrooms: 2	Garage: 0 SF
Garages: 0	Porch: 1,600 SF
Width: 36'-0"	Patio: 0 SF
Depth: 48'-0"	Others: 0 SF

PLAN NAME
**The Landseer Plan
(LA1223-A)**

4 OF 9

These illustrations are an artist's representation of Stock Plan itself and may be slightly different than the actual Stock Plan itself. Author reserves the right to alter, update and improve Stock Plans at their discretion.



1 GROUND FLOOR PLAN
1/8" = 1'-0"

5

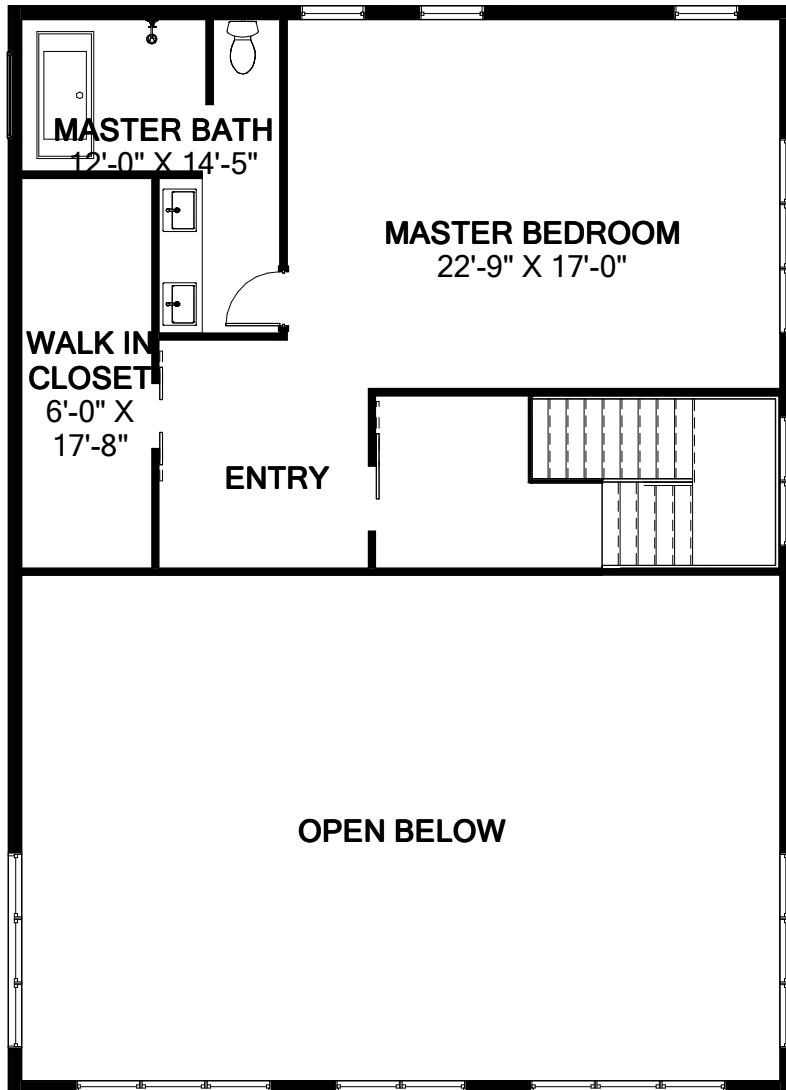
DESIGN INFORMATION & SQUARE FOOTAGE	
Bedrooms: 5	Living Area: 3,360 SF
Bathrooms: 3.5	Garage: 0 SF
Garages: 0	Porch: 1,220 SF
Width: 36'-0"	Patio: 0 SF
Depth: 66'-0"	Others: 0 SF

PLAN NAME

The Baldwin Plan
(BA1235-A)

5 OF 9

These illustrations are an artist's representation of Stock Plan itself and may be slightly different than the actual Stock Plan itself. Author reserves the right to alter, update and improve Stock Plans at their discretion.



1 SECOND FLOOR PLAN
1/8" = 1'-0"

5

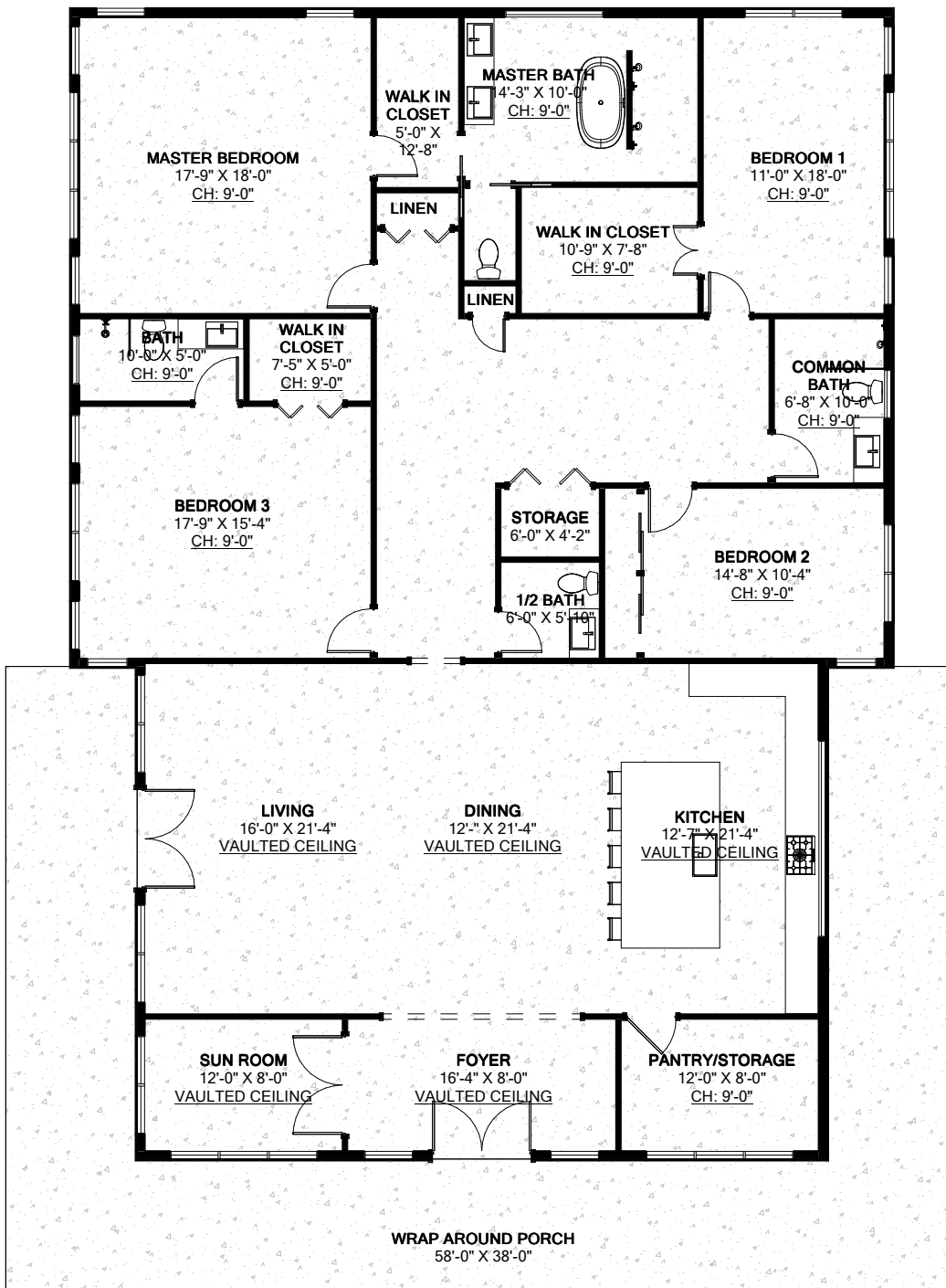
DESIGN INFORMATION & SQUARE FOOTAGE	
Bedrooms: 5	Living Area: 3,360 SF
Bathrooms: 3.5	Garage: 0 SF
Garages: 0	Porch: 1,220 SF
Width: 36'-0"	Patio: 0 SF
Depth: 66'-0"	Others: 0 SF

PLAN NAME

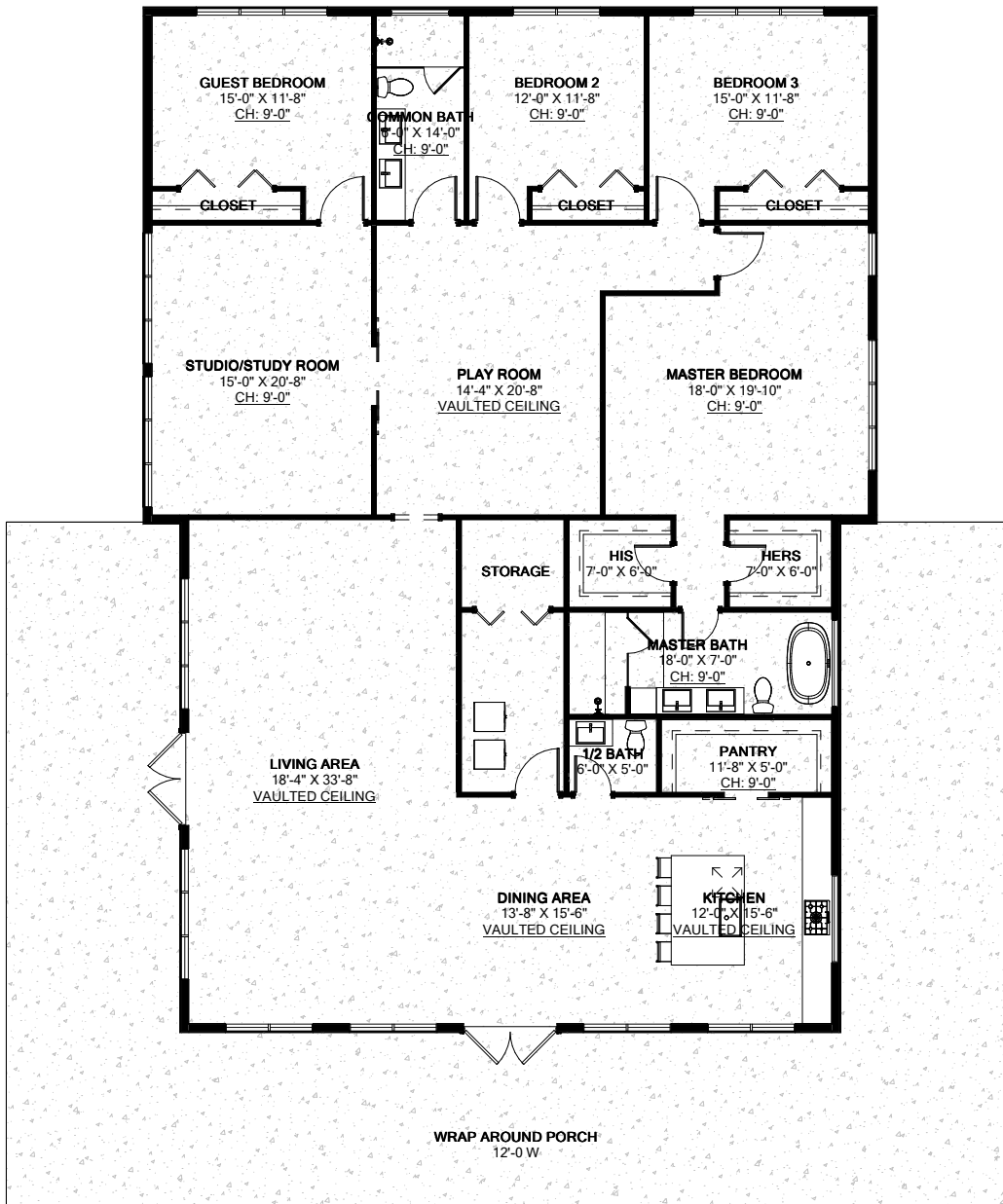
The Baldwin Plan
(BA1235-A)

5 OF 9

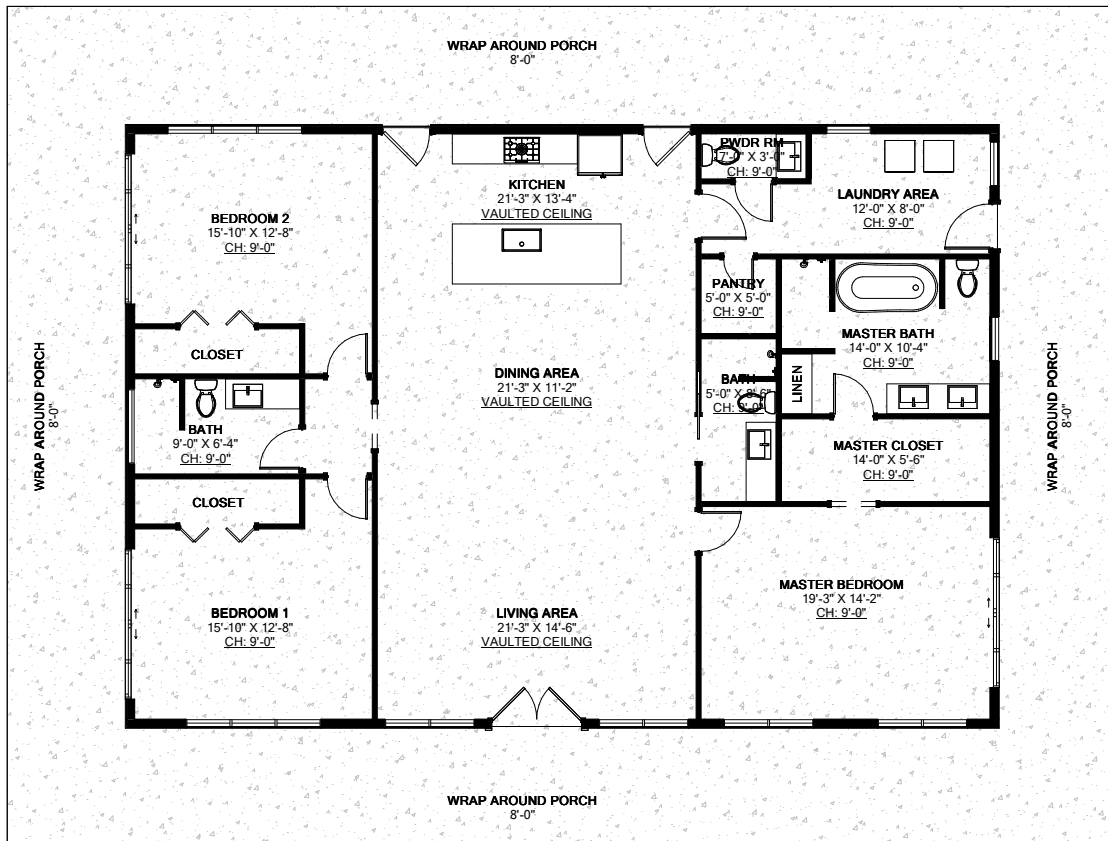
These illustrations are an artist's representation of Stock Plan itself and may be slightly different than the actual Stock Plan itself. Author reserves the right to alter, update and improve Stock Plans at their discretion.



6	DESIGN INFORMATION & SQUARE FOOTAGE		PLAN NAME The Hartland Plan (HA2081-A)	6 OF 9
	Bedrooms: 4	Living Area: 3,260 SF		
	Bathrooms: 3.5	Garage: 0 SF		
	Garages: 0	Porch: 944 SF		
	Width: 50'-0"	Patio: 0 SF		
Depth: 70'-0"	Others: 0 SF			
These visual depictions serve as the artist's interpretation of the Stock Plan and may exhibit slight variations from the actual Stock Plan. The author retains the right to modify, update, and enhance Stock Plans at their discretion.				



7	DESIGN INFORMATION & SQUARE FOOTAGE		PLAN NAME The Castleview Plan (CA2091-A)	7 OF 9
	Bedrooms: 4	Living Area: 3,326 SF		
	Bathrooms: 2.5	Garage: 0 SF		
	Garages: 0	Porch: 555 SF		
	Width: 50'-0"	Patio: 0 SF		
Depth: 70'-0"	Others: 0 SF			
<i>These visual depictions serve as the artist's interpretation of the Stock Plan and may exhibit slight variations from the actual Stock Plan. The author retains the right to modify, update, and enhance Stock Plans at their discretion.</i>				



8

DESIGN INFORMATION & SQUARE FOOTAGE

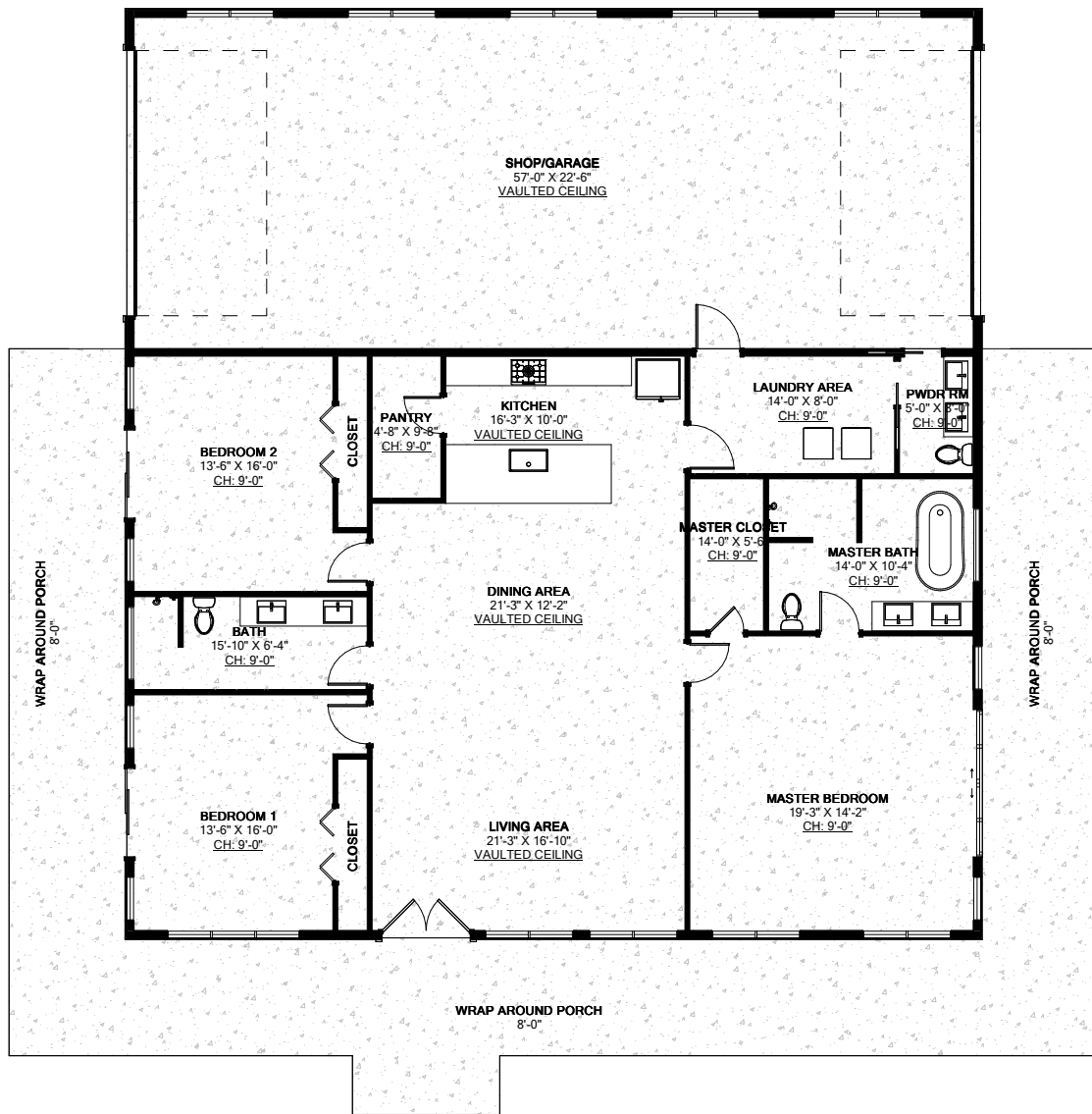
Bedrooms:	3	Living Area:	2,320 SF
Bathrooms:	3.5	Garage:	0 SF
Garages:	0	Porch:	1,824 SF
Width:	58'-0"	Patio:	0 SF
Depth:	40'-0"	Others:	0 SF

PLAN NAME

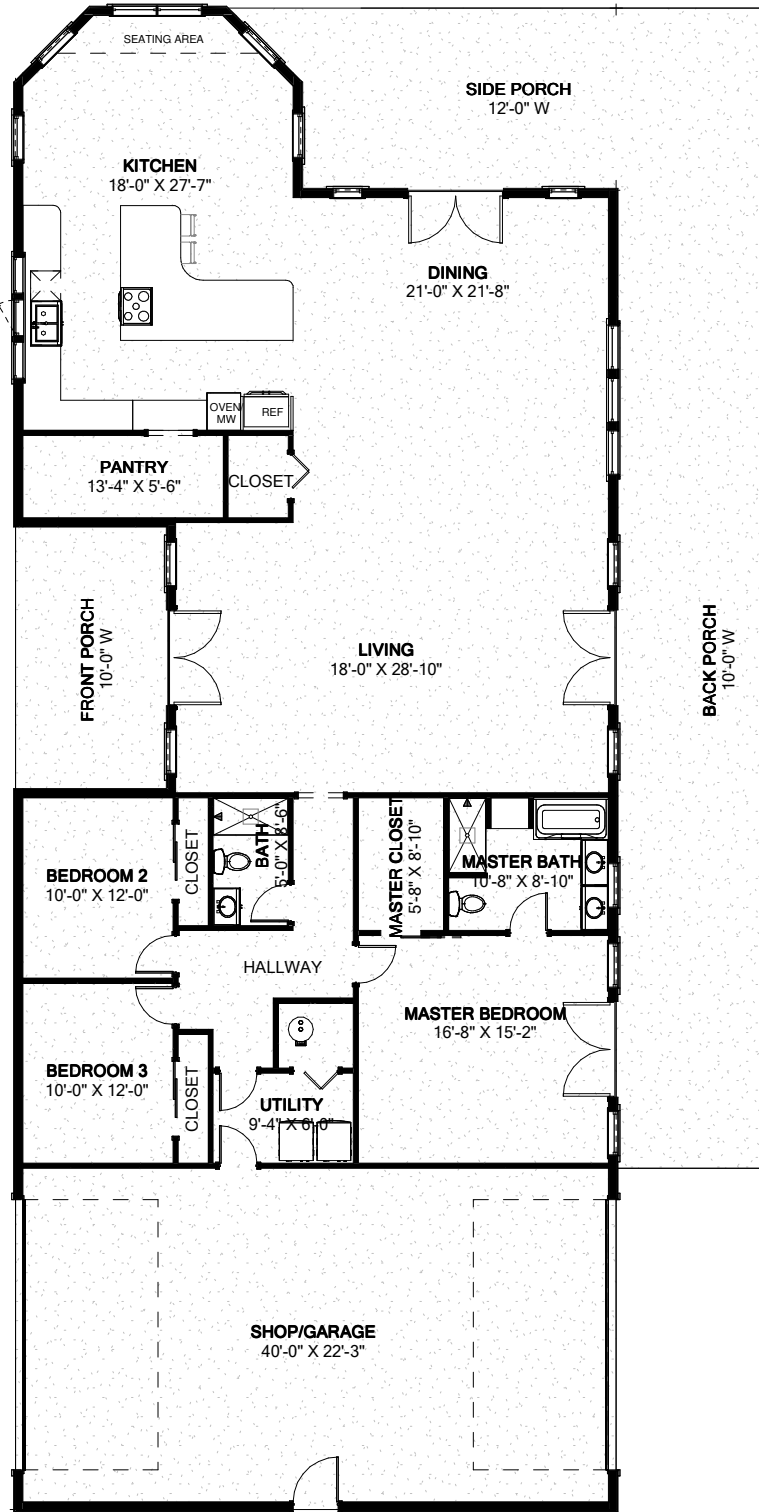
The Barton Plan
(BA2101-A)

8 OF 9

These visual depictions serve as the artist's interpretation of the Stock Plan and may exhibit slight variations from the actual Stock Plan. The author retains the right to modify, update, and enhance Stock Plans at their discretion.



9	DESIGN INFORMATION & SQUARE FOOTAGE		PLAN NAME The Sheringham Plan (SH2111-A)	9 OF 9
	Bedrooms: 3	Living Area: 2,320 SF		
	Bathrooms: 2.5	Garage: 1,334 SF		
	Garages: 2	Porch: 1,272 SF		
	Width: 58'-0"	Patio: 0 SF		
Depth: 63'-0"	Others: 0 SF			
<i>These visual depictions serve as the artist's interpretation of the Stock Plan and may exhibit slight variations from the actual Stock Plan. The author retains the right to modify, update, and enhance Stock Plans at their discretion.</i>				



1

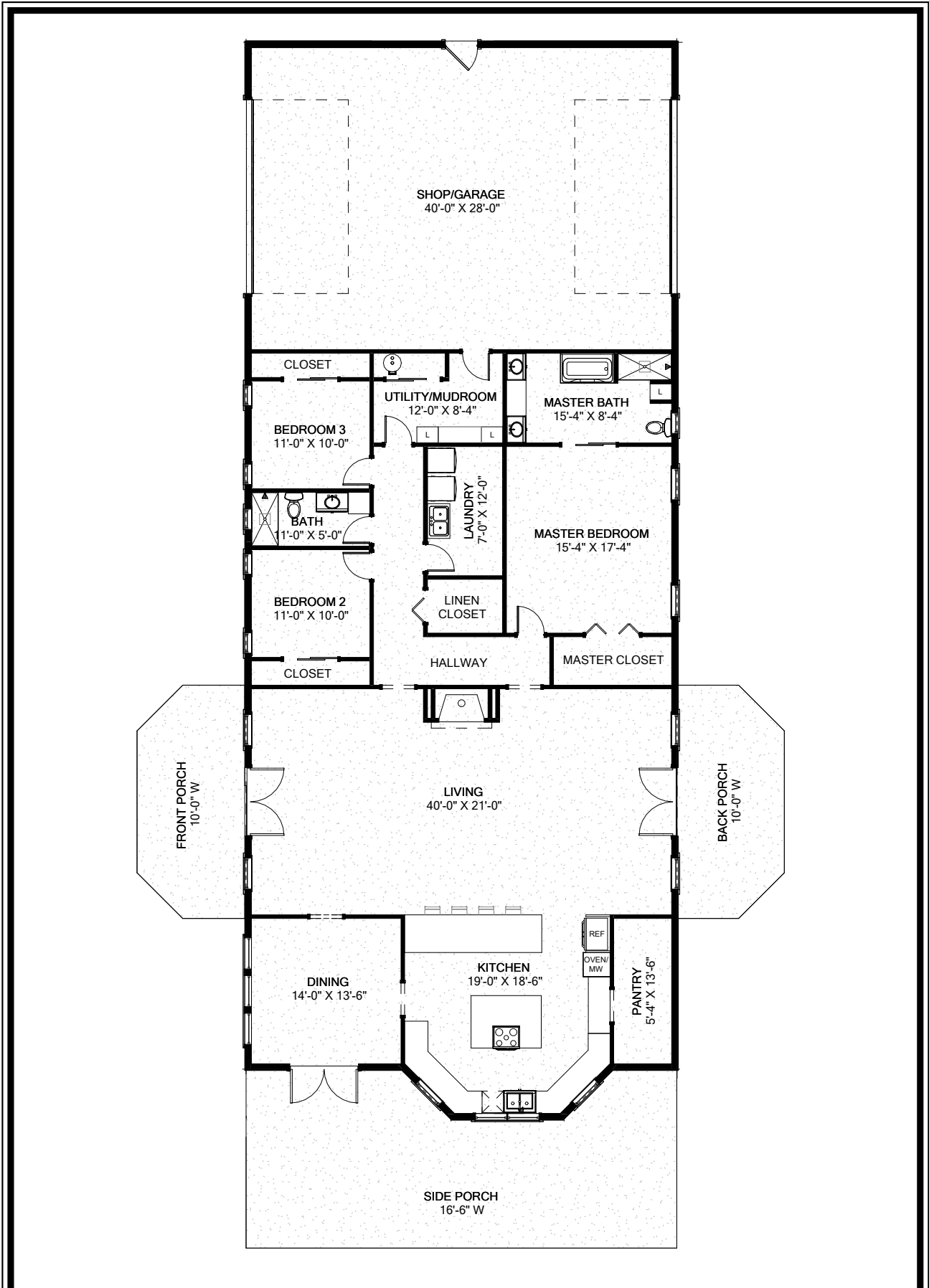
DESIGN INFORMATION & SQUARE FOOTAGE	
Bedrooms: 3	Living Area: 3,110 S.F.
Bathrooms: 2	Garage: 890 S.F.
Garages: 4	Porch: 1,220 S.F.
Width: 40'-0"	Patio: 0 S.F.
Depth: 100'-0"	Others: 0 S.F.

PLAN NAME

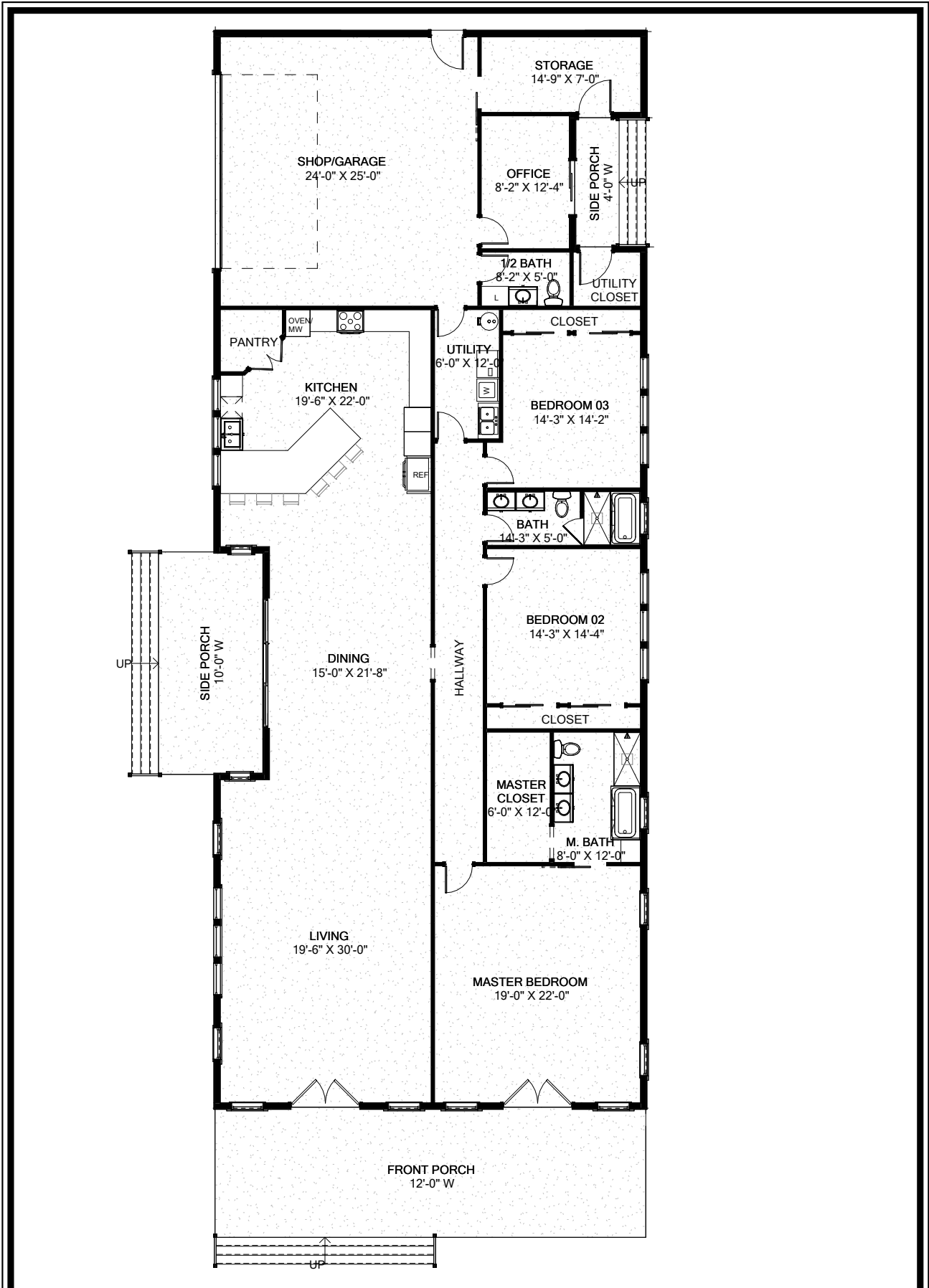
The Hampton Plan
(HA1243-A)

1 OF 8

These illustrations are an artist's representation of Stock Plan itself and may be slightly different than the actual Stock Plan itself. Author reserves the right to alter, update and improve Stock Plans at their discretion.

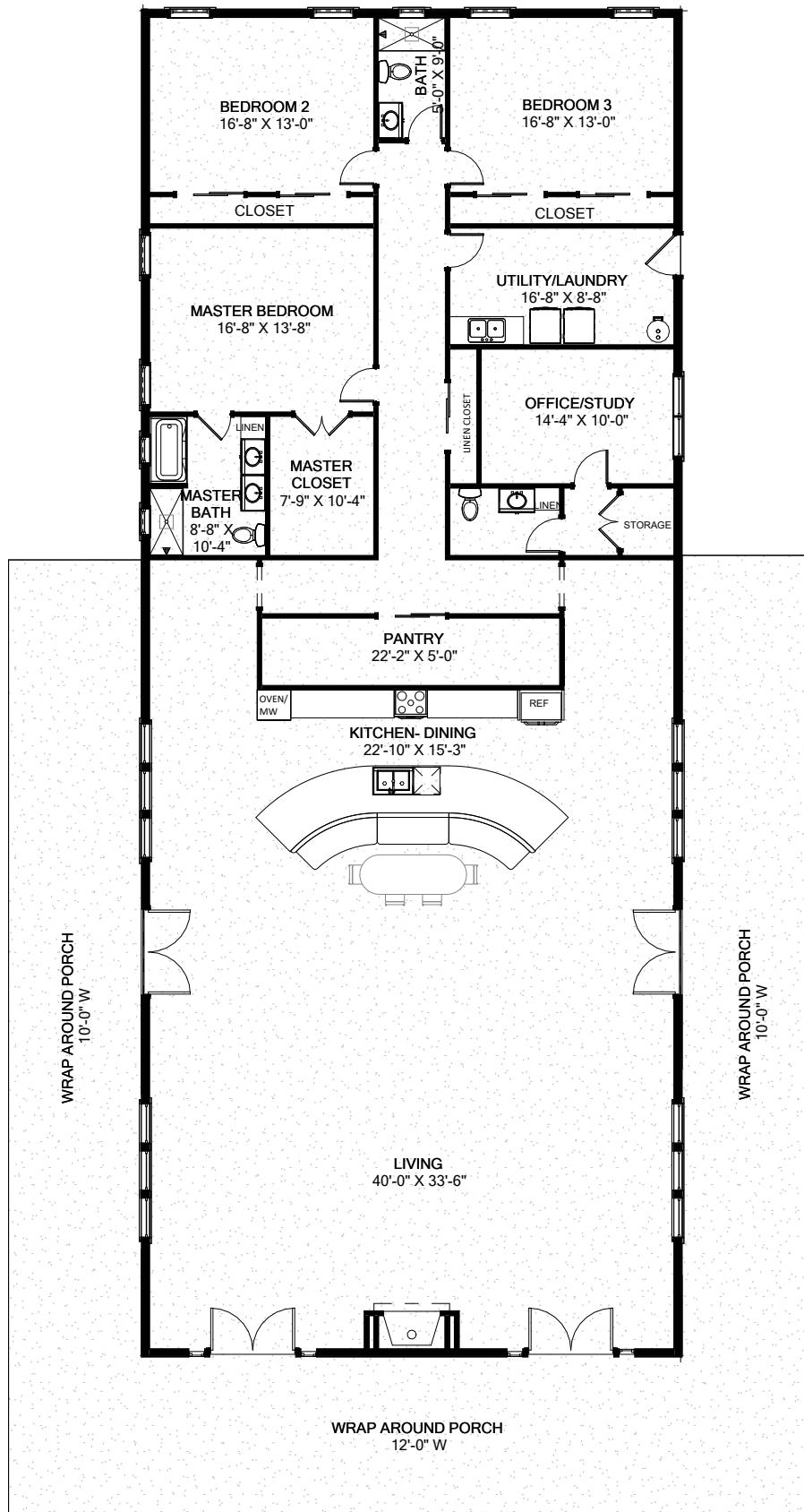


2	DESIGN INFORMATION & SQUARE FOOTAGE		PLAN NAME	The Chaucer Plan (CH1253-A)	2 OF 8
	Bedrooms: 3	Living Area: 2,880 S.F.			
	Bathrooms: 2	Garage: 1,120 S.F.			
	Garages: 4	Porch: 995 S.F.			
	Width: 40'-0"	Patio: 0 S.F.			
Depth: 100'-0"	Others: 0 S.F.				
These illustrations are an artist's representation of Stock Plan itself and may be slightly different than the actual Stock Plan itself. Author reserves the right to alter, update and improve Stock Plans at their discretion.					



3	DESIGN INFORMATION & SQUARE FOOTAGE		PLAN NAME The Peabody Plan (PE1263-A)	3 OF 8
	Bedrooms: 3	Living Area: 3400 S.F.		
	Bathrooms: 2.5	Garage: 600 S.F.		
	Garages: 3	Porch: 737 S.F.		
	Width: 40'-0"	Patio: 0 S.F.		
Depth: 100'-0"	Others: 0 S.F.			

These illustrations are an artist's representation of Stock Plan itself and may be slightly different than the actual Stock Plan itself. Author reserves the right to alter, update and improve Stock Plans at their discretion.



4

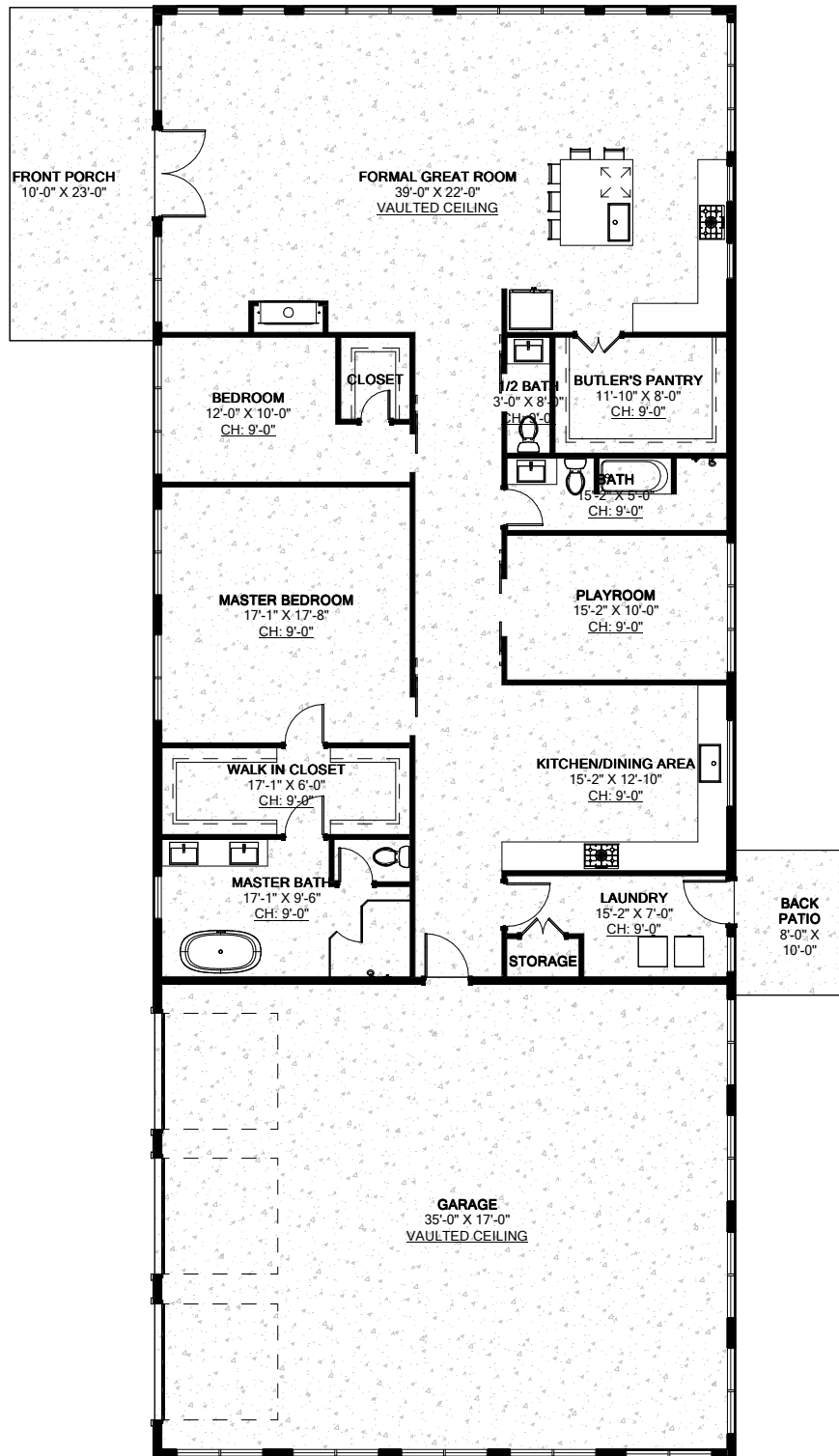
DESIGN INFORMATION & SQUARE FOOTAGE	
Bedrooms: 3	Living Area: 4,000 S.F.
Bathrooms: 2.5	Garage: 0 S.F.
Garages: 0	Porch: 1,890 S.F.
Width: 40'-0"	Patio: 0 S.F.
Depth: 100'-0"	Others: 0 S.F.

PLAN NAME

The Yale Plan
(YA1273-A)

4 OF 8

These illustrations are an artist's representation of Stock Plan itself and may be slightly different than the actual Stock Plan itself. Author reserves the right to alter, update and improve Stock Plans at their discretion.



5

DESIGN INFORMATION & SQUARE FOOTAGE

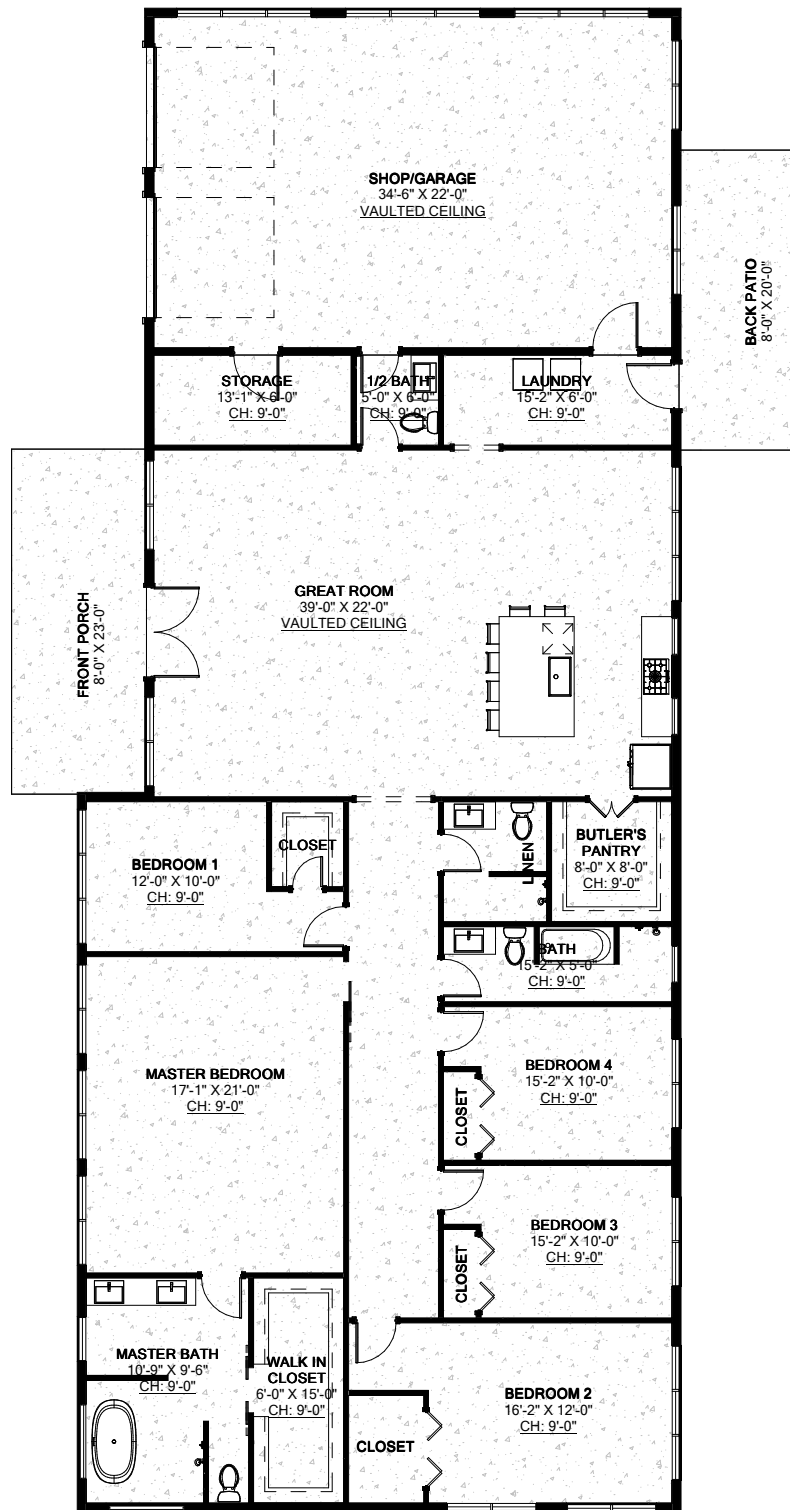
Bedrooms: 2	Living Area: 2,678 SF
Bathrooms: 2.5	Garage: 1,323 SF
Garages: 3	Porch: 230 SF
Width: 40'-0"	Patio: 80 SF
Depth: 100'-0"	Others: 0 SF

PLAN NAME

The Brancaster Plan
(BR2121-A)

5 OF 8

These visual depictions serve as the artist's interpretation of the Stock Plan and may exhibit slight variations from the actual Stock Plan. The author retains the right to modify, update, and enhance Stock Plans at their discretion.



6

DESIGN INFORMATION & SQUARE FOOTAGE

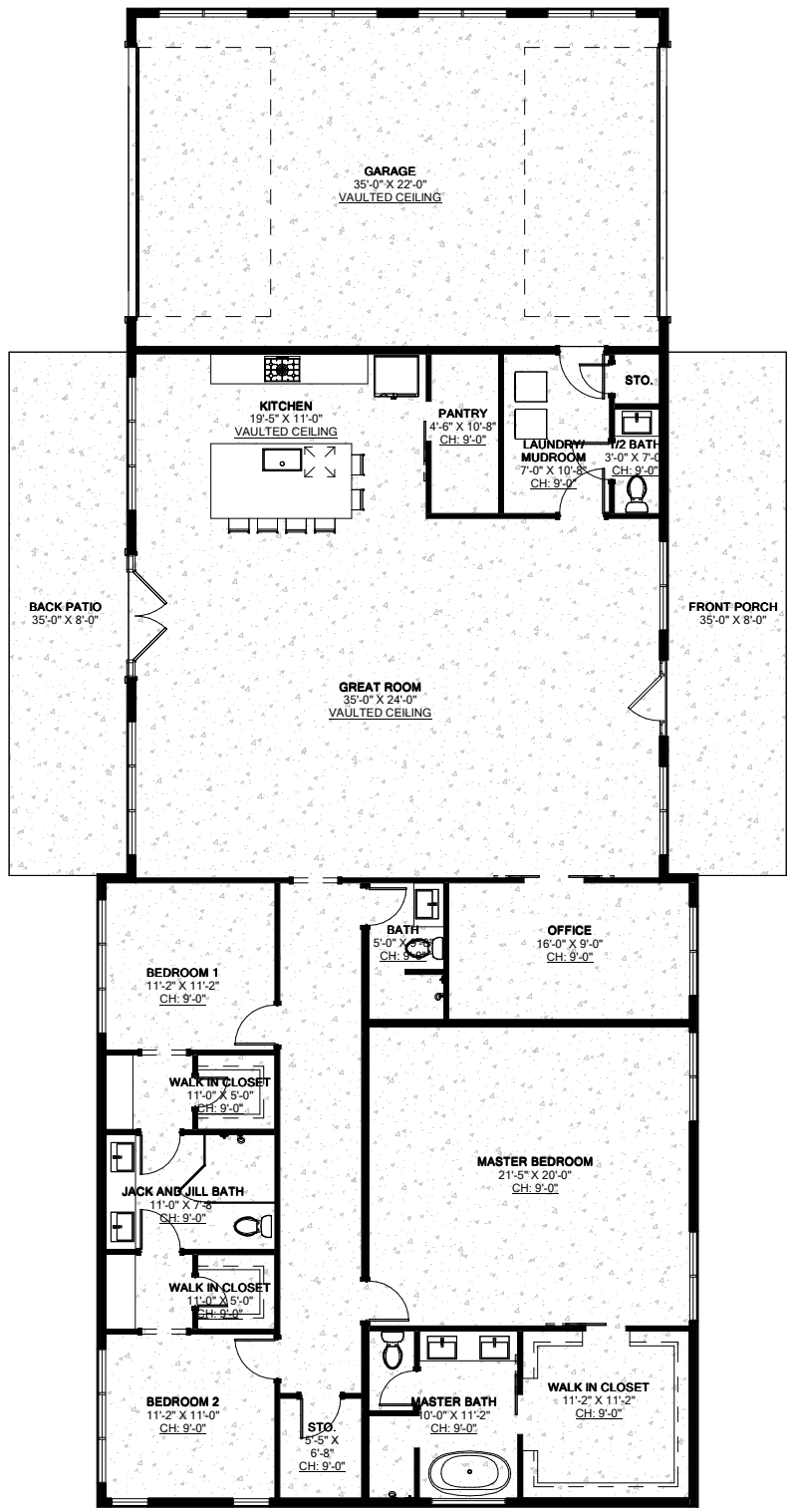
Bedrooms:	5	Living Area:	2,950 SF
Bathrooms:	3.5	Garage:	817 SF
Garages:	2	Porch:	207 SF
Width:	40'-0"	Patio:	160 SF
Depth:	100'-0"	Others:	0 SF

PLAN NAME

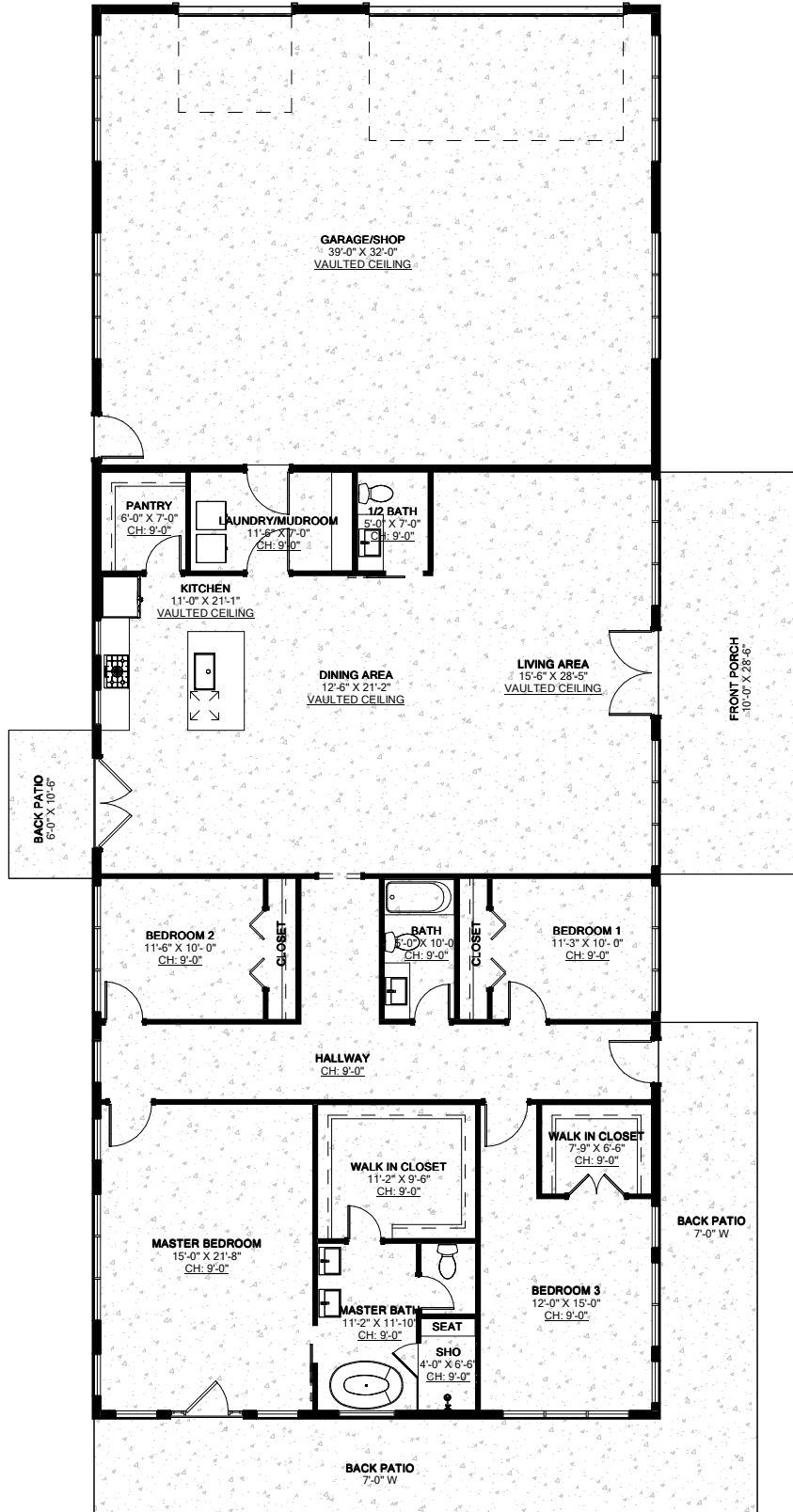
The Trevelyan Plan
(TR2131-A)

6 OF 8

These visual depictions serve as the artist's interpretation of the Stock Plan and may exhibit slight variations from the actual Stock Plan. The author retains the right to modify, update, and enhance Stock Plans at their discretion.



7	DESIGN INFORMATION & SQUARE FOOTAGE		PLAN NAME	7 OF 8	
	Bedrooms:	3	Living Area:		2,960 SF
	Bathrooms:	3.5	Garage:		810 SF
	Garages:	2	Porch:		280 SF
	Width:	40'-0"	Patio:		280 SF
Depth:	100'-0"	Others:	0 SF		
The Selborne Plan (SE2141-A)					
These visual depictions serve as the artist's interpretation of the Stock Plan and may exhibit slight variations from the actual Stock Plan. The author retains the right to modify, update, and enhance Stock Plans at their discretion.					



8

DESIGN INFORMATION & SQUARE FOOTAGE

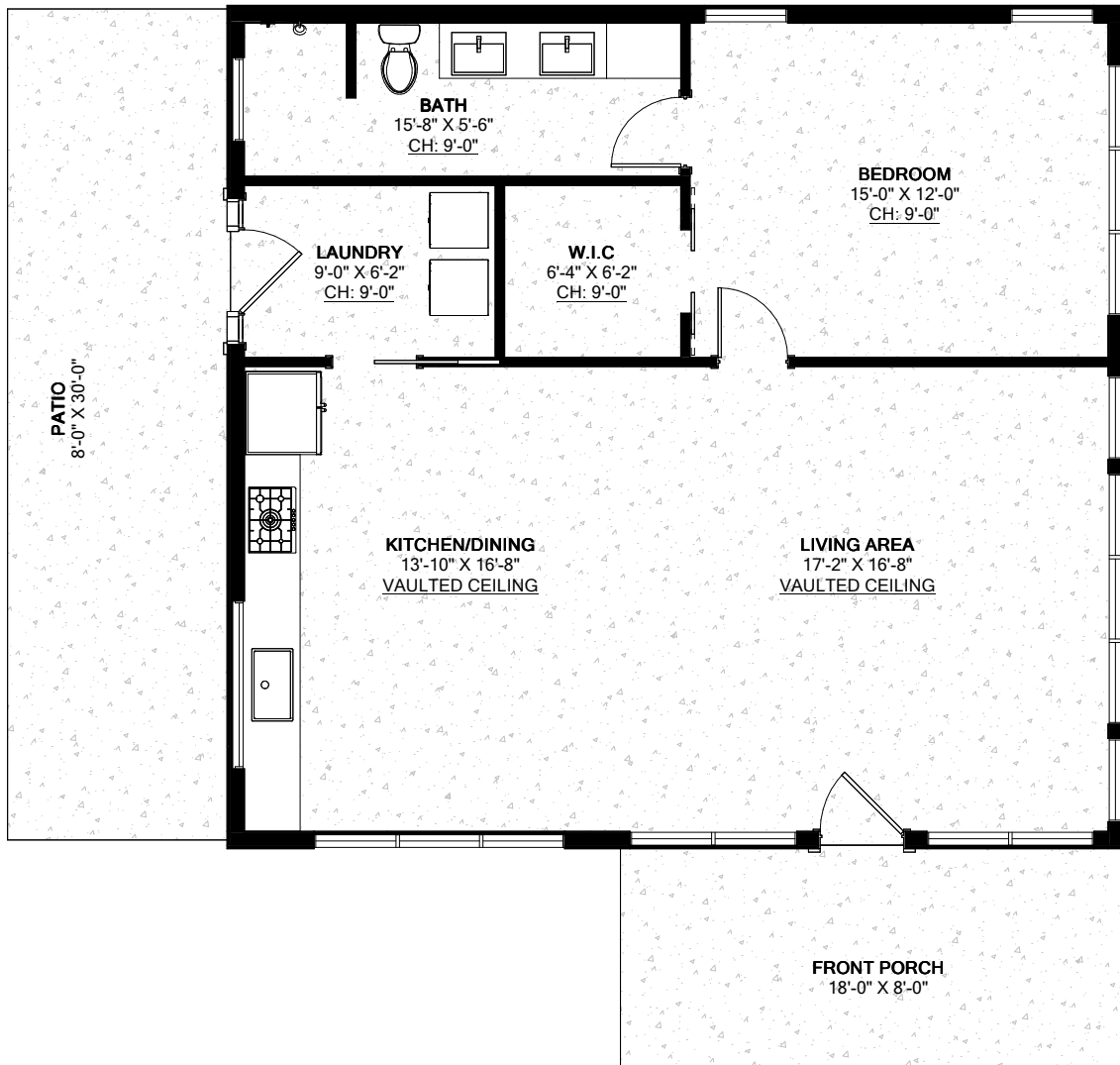
Bedrooms:	3	Living Area:	2,700 SF
Bathrooms:	2.5	Garage:	1,300 SF
Garages:	3	Porch:	285 SF
Width:	40'-0"	Patio:	589 SF
Depth:	100'-0"	Others:	0 SF

PLAN NAME

The Draper Plan
(DR2151-A)

8 OF 8

These visual depictions serve as the artist's interpretation of the Stock Plan and may exhibit slight variations from the actual Stock Plan. The author retains the right to modify, update, and enhance Stock Plans at their discretion.



1

DESIGN INFORMATION & SQUARE FOOTAGE

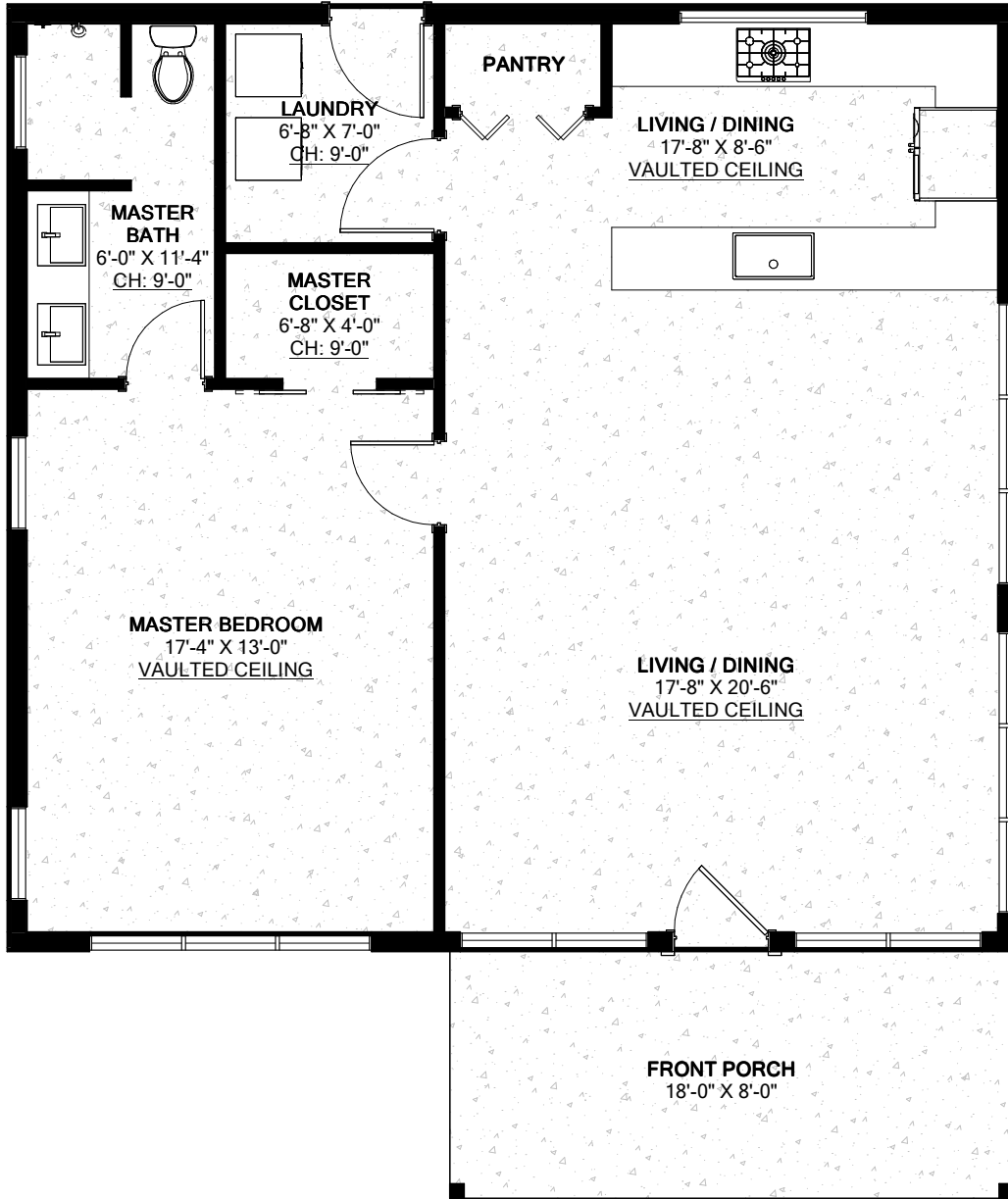
Bedrooms:	1	Living Area:	960 SF
Bathrooms:	1	Garage:	0 SF
Garages:	0	Porch:	144 SF
Width:	32'-0"	Patio:	239 SF
Depth:	30'-0"	Others:	0 SF

PLAN NAME

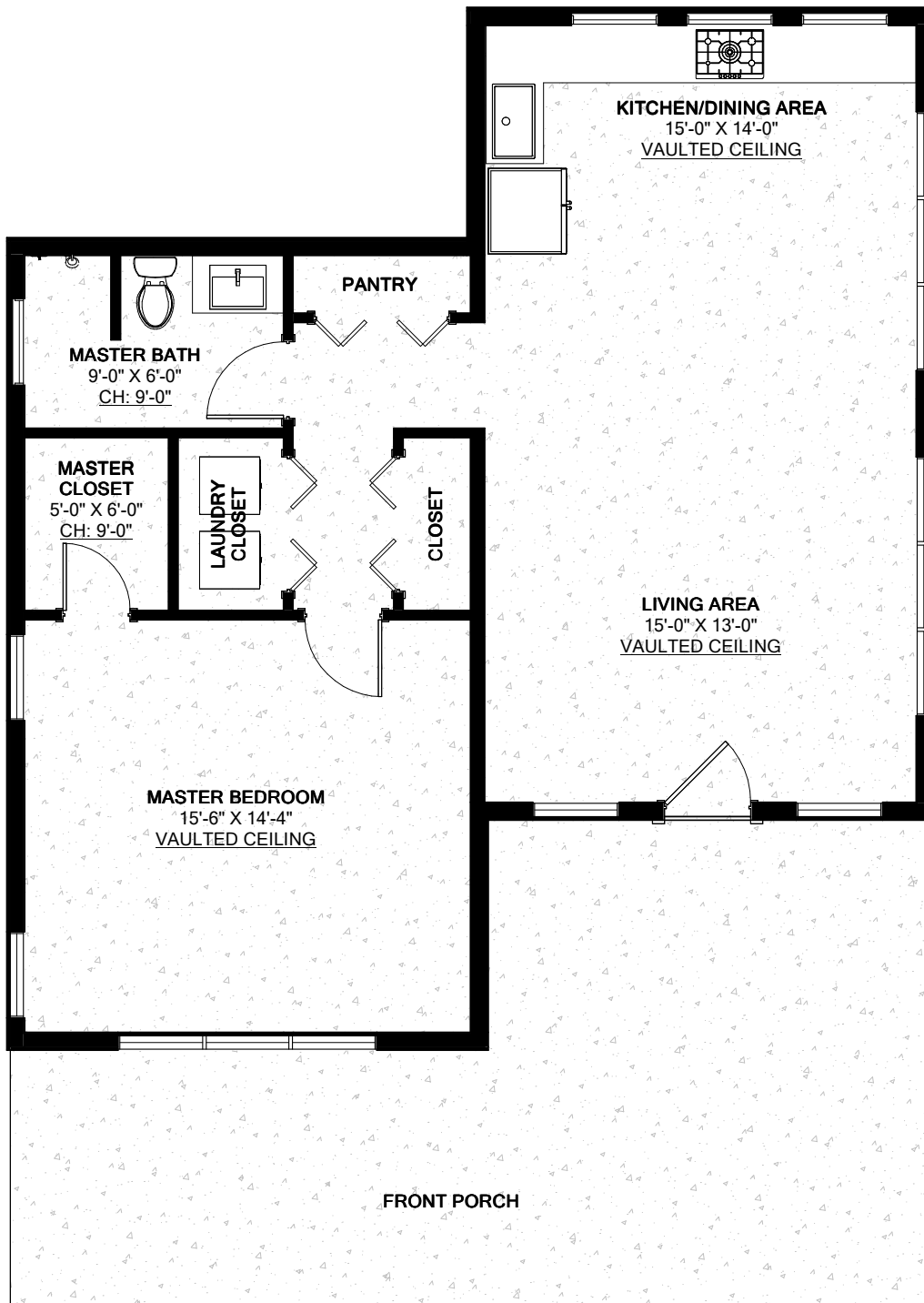
The Heron Plan
(HE2161-A)

1 OF 11

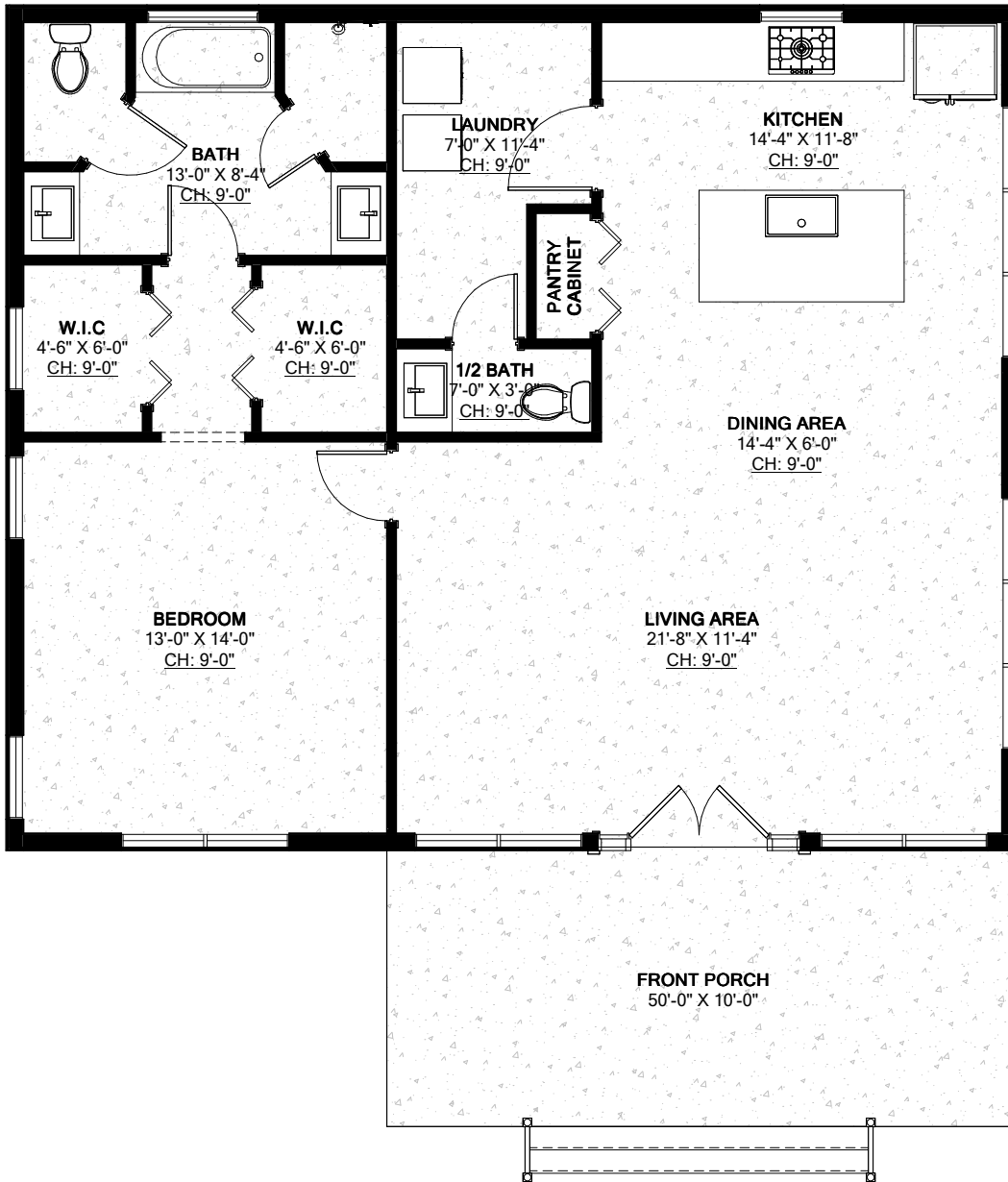
These visual depictions serve as the artist's interpretation of the Stock Plan and may exhibit slight variations from the actual Stock Plan. The author retains the right to modify, update, and enhance Stock Plans at their discretion



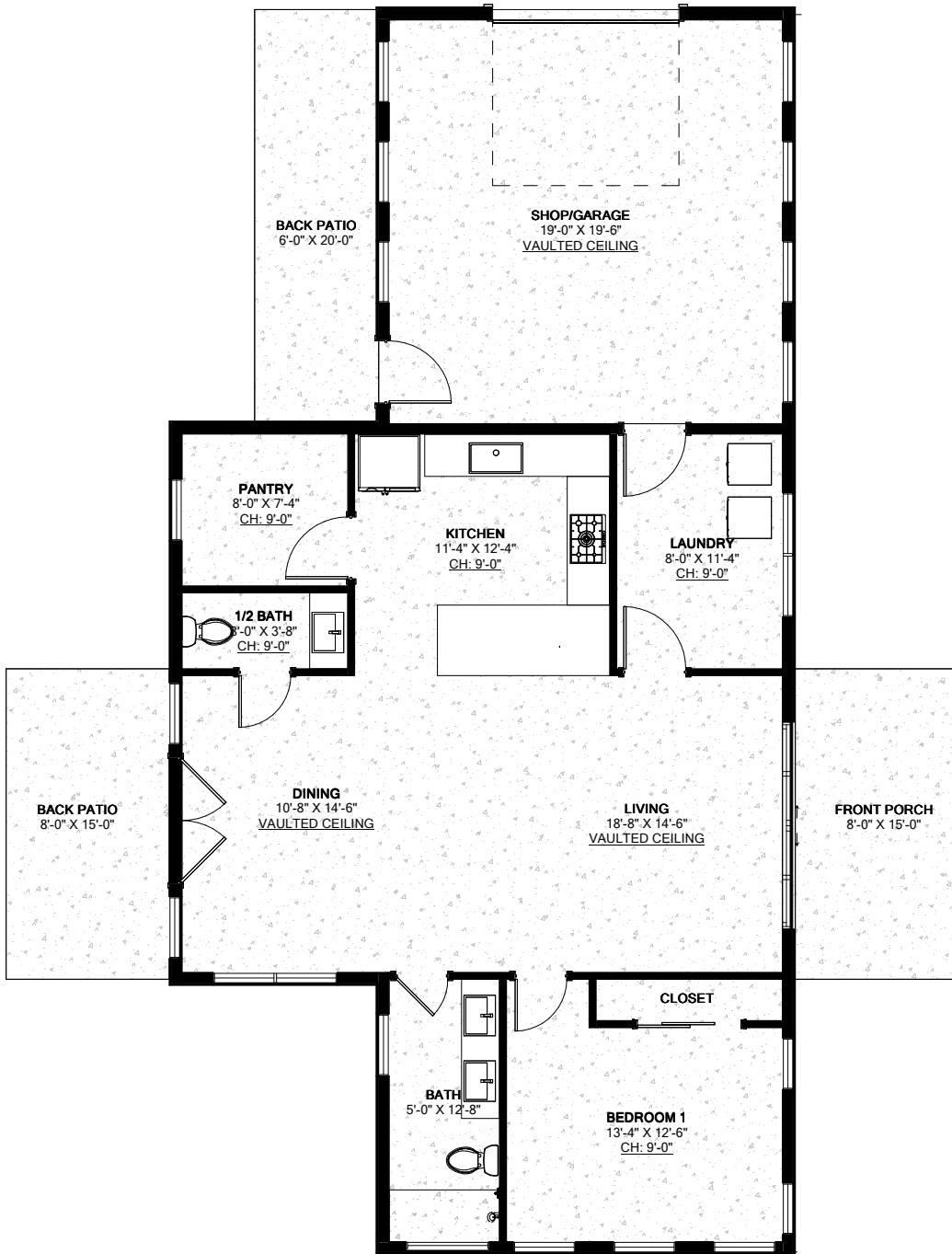
2	DESIGN INFORMATION & SQUARE FOOTAGE		PLAN NAME The Maybush Plan (MA2171-A)	2 OF 11
	Bedrooms: 1	Living Area: 960 SF		
	Bathrooms: 1	Garage: 0 SF		
	Garages: 0	Porch: 144 SF		
	Width: 32'-0"	Patio: 0 SF		
Depth: 30'-0"	Others: 0 SF	These visual depictions serve as the artist's interpretation of the Stock Plan and may exhibit slight variations from the actual Stock Plan. The author retains the right to modify, update, and enhance Stock Plans at their discretion.		



3	DESIGN INFORMATION & SQUARE FOOTAGE		PLAN NAME The Rosebank Plan (R02181-A)	3 OF 11
	Bedrooms: 1	Living Area: 900 SF		
	Bathrooms: 1	Garage: 0 SF		
	Garages: 0	Porch: 412 SF		
	Width: 32'-0"	Patio: 0 SF		
Depth: 36'-0"	Others: 0 SF	These visual depictions serve as the artist's interpretation of the Stock Plan and may exhibit slight variations from the actual Stock Plan. The author retains the right to modify, update, and enhance Stock Plans at their discretion.		



4	DESIGN INFORMATION & SQUARE FOOTAGE		PLAN NAME The Oswald Plan (052191-A)	4 OF 11
	Bedrooms: 1	Living Area: 1,080 SF		
	Bathrooms: 1.5	Garage: 0 SF		
	Garages: 0	Porch: 225 SF		
	Width: 36'-0"	Patio: 0 SF		
Depth: 30'-0"	Others: 0 SF			
<i>These visual depictions serve as the artist's interpretation of the Stock Plan and may exhibit slight variations from the actual Stock Plan. The author retains the right to modify, update, and enhance Stock Plans at their discretion.</i>				



5	DESIGN INFORMATION & SQUARE FOOTAGE		PLAN NAME The Billet Plan (BI2201-A)	5 OF 11
	Bedrooms: 1	Living Area: 1,070 SF		
	Bathrooms: 1.5	Garage: 400 SF		
	Garages: 1	Porch: 120 SF		
	Width: 30'-0"	Patio: 240 SF		
Depth: 60'-0"	Others: 0 SF			
These visual depictions serve as the artist's interpretation of the Stock Plan and may exhibit slight variations from the actual Stock Plan. The author retains the right to modify, update, and enhance Stock Plans at their discretion.				



6

DESIGN INFORMATION & SQUARE FOOTAGE

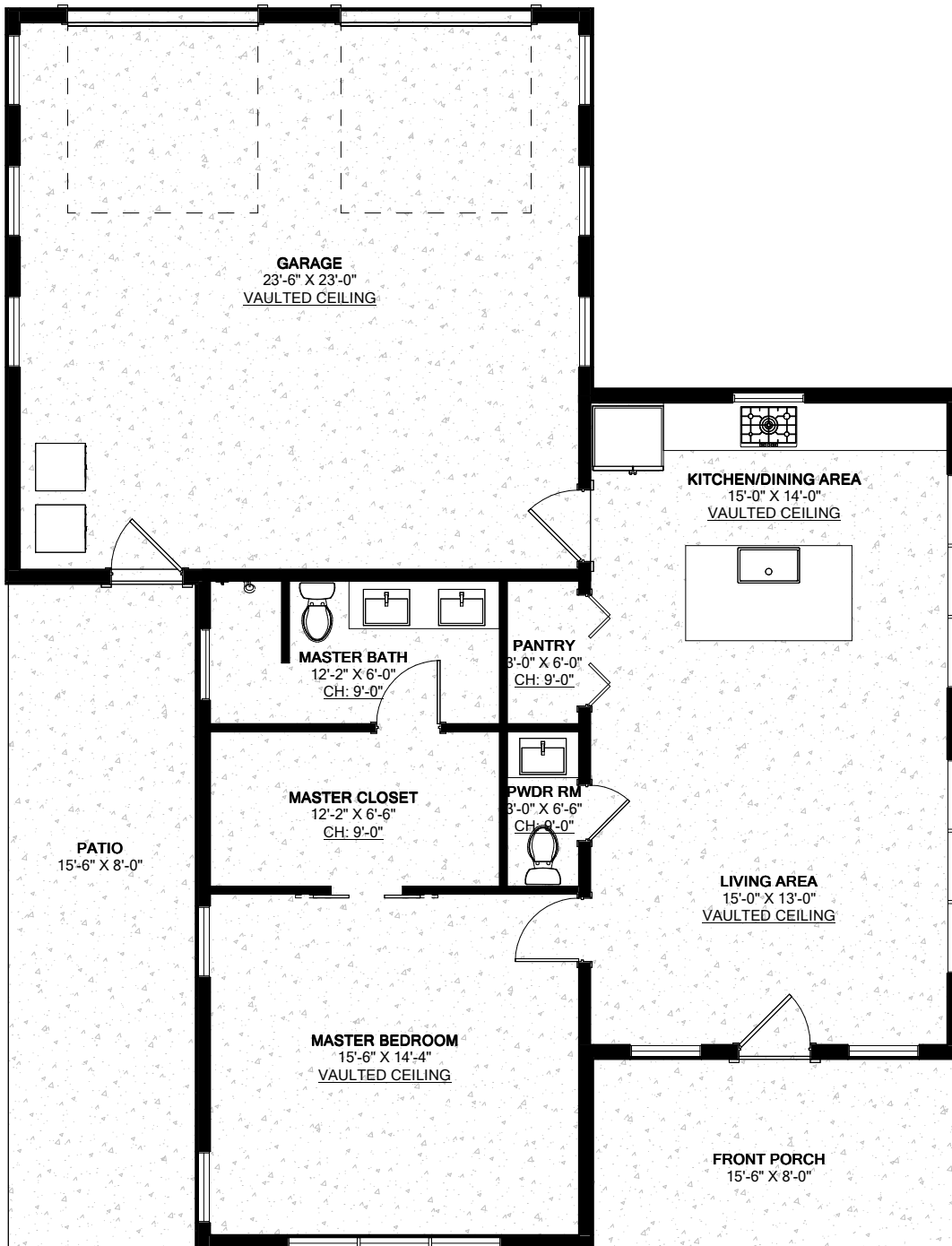
Bedrooms:	1	Living Area:	1,440 SF
Bathrooms:	1	Garage:	0 SF
Garages:	0	Porch:	136 SF
Width:	45'-0"	Patio:	136 SF
Depth:	32'-0"	Others:	0 SF

PLAN NAME

The Harwood Plan
(HA2211-A)

6 OF 11

These visual depictions serve as the artist's interpretation of the Stock Plan and may exhibit slight variations from the actual Stock Plan. The author retains the right to modify, update, and enhance Stock Plans at their discretion.



7

DESIGN INFORMATION & SQUARE FOOTAGE

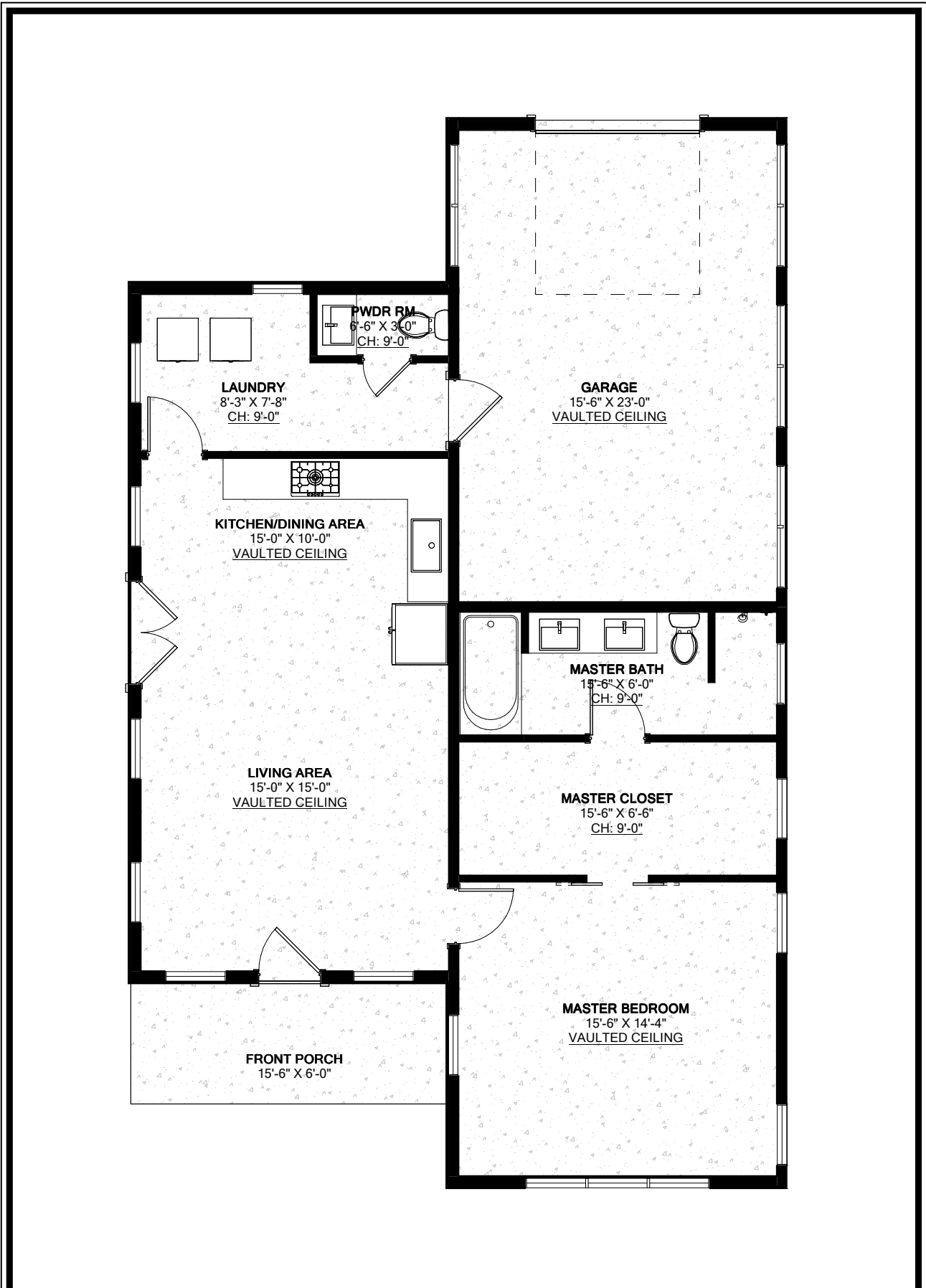
Bedrooms:	1	Living Area:	896 SF
Bathrooms:	1.5	Garage:	588 SF
Garages:	2	Porch:	124 SF
Width:	40'-0"	Patio:	224 SF
Depth:	52'-0"	Others:	0 SF

PLAN NAME

The Elstree Plan
(EL2221-A)

7 OF 11

These visual depictions serve as the artist's interpretation of the Stock Plan and may exhibit slight variations from the actual Stock Plan. The author retains the right to modify, update, and enhance Stock Plans at their discretion



8

DESIGN INFORMATION & SQUARE FOOTAGE

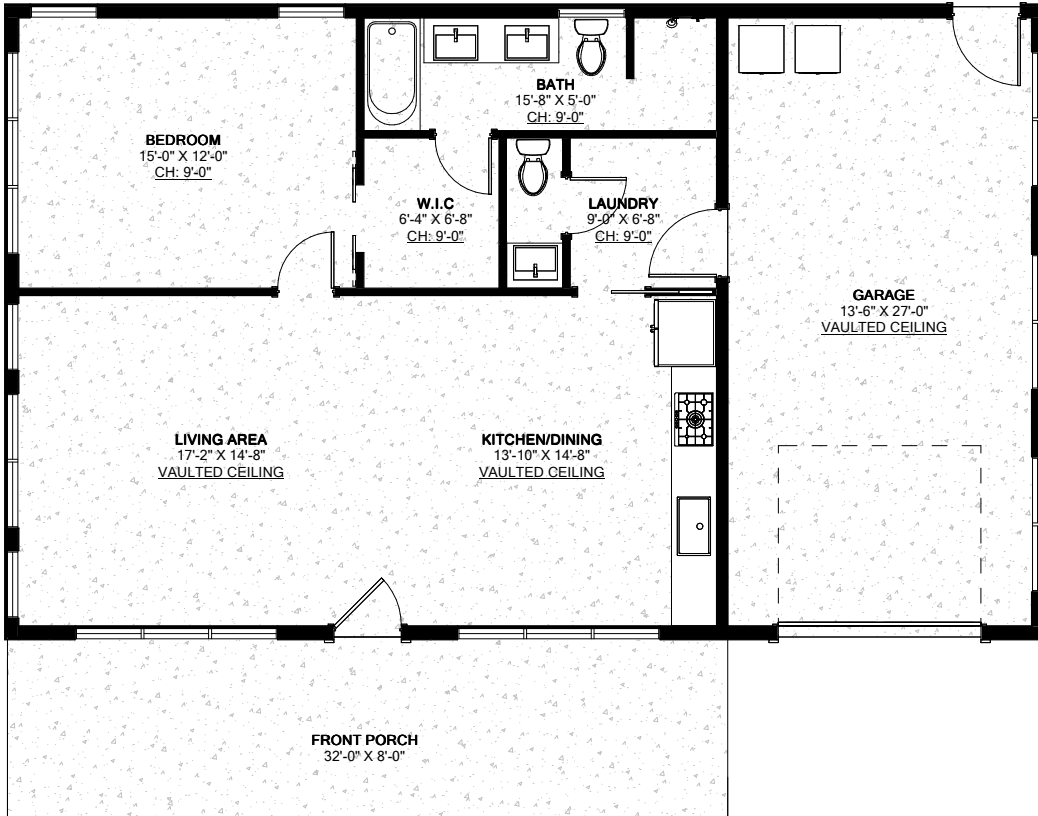
Bedrooms:	1	Living Area:	989 SF
Bathrooms:	1.5	Garage:	396 SF
Garages:	1	Porch:	93 SF
Width:	32'-0"	Patio:	0 SF
Depth:	52'-0"	Others:	0 SF

PLAN NAME

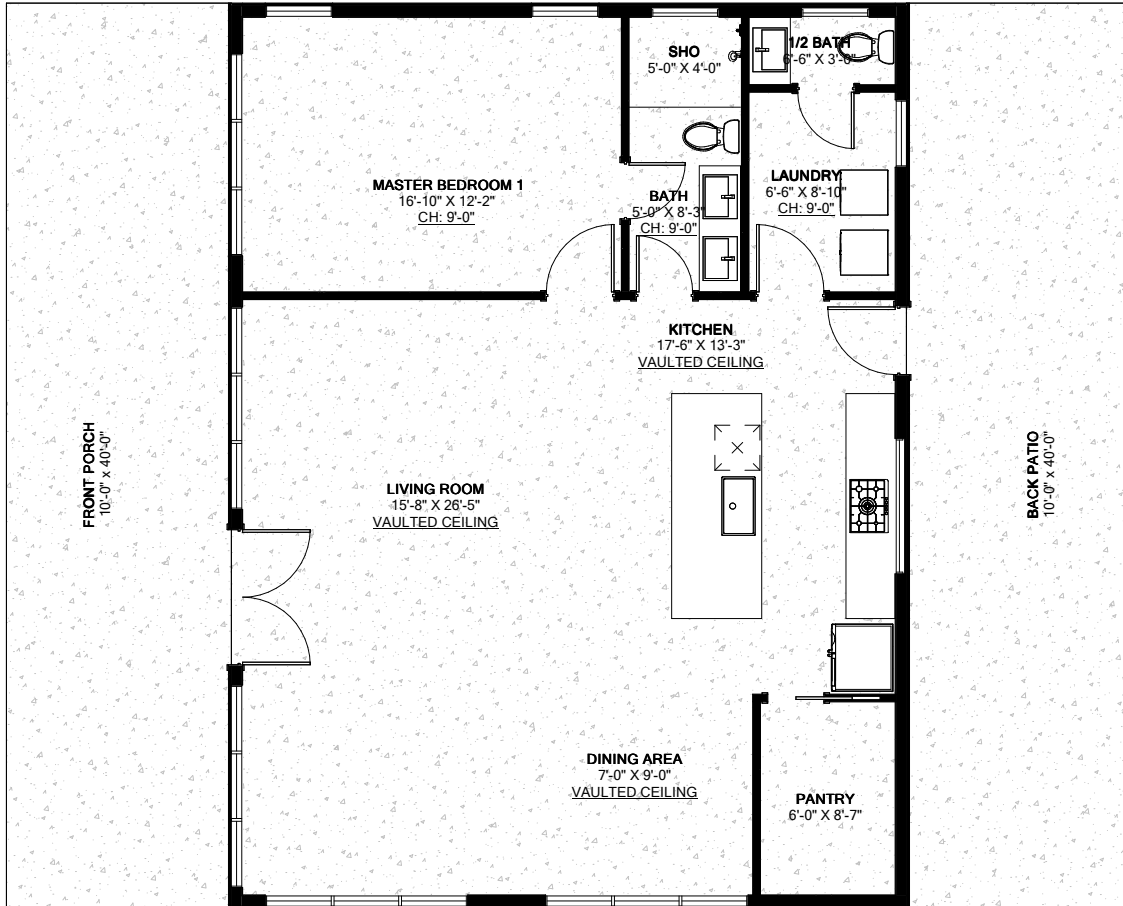
The Wycombe Plan
(WY2231-A)

8 OF 11

These visual depictions serve as the artist's interpretation of the Stock Plan and may exhibit slight variations from the actual Stock Plan. The author retains the right to modify, update, and enhance Stock Plans at their discretion.



9	DESIGN INFORMATION & SQUARE FOOTAGE		PLAN NAME The Brockley Plan (BR2241-A)	9 OF 11
	Bedrooms: 1	Living Area: 896 SF		
	Bathrooms: 1.5	Garage: 392 SF		
	Garages: 1	Porch: 256 SF		
	Width: 46'-0"	Patio: 0 SF		
Depth: 28'-0"	Others: 0 SF	These visual depictions serve as the artist's interpretation of the Stock Plan and may exhibit slight variations from the actual Stock Plan. The author retains the right to modify, update, and enhance Stock Plans at their discretion.		



10

DESIGN INFORMATION & SQUARE FOOTAGE

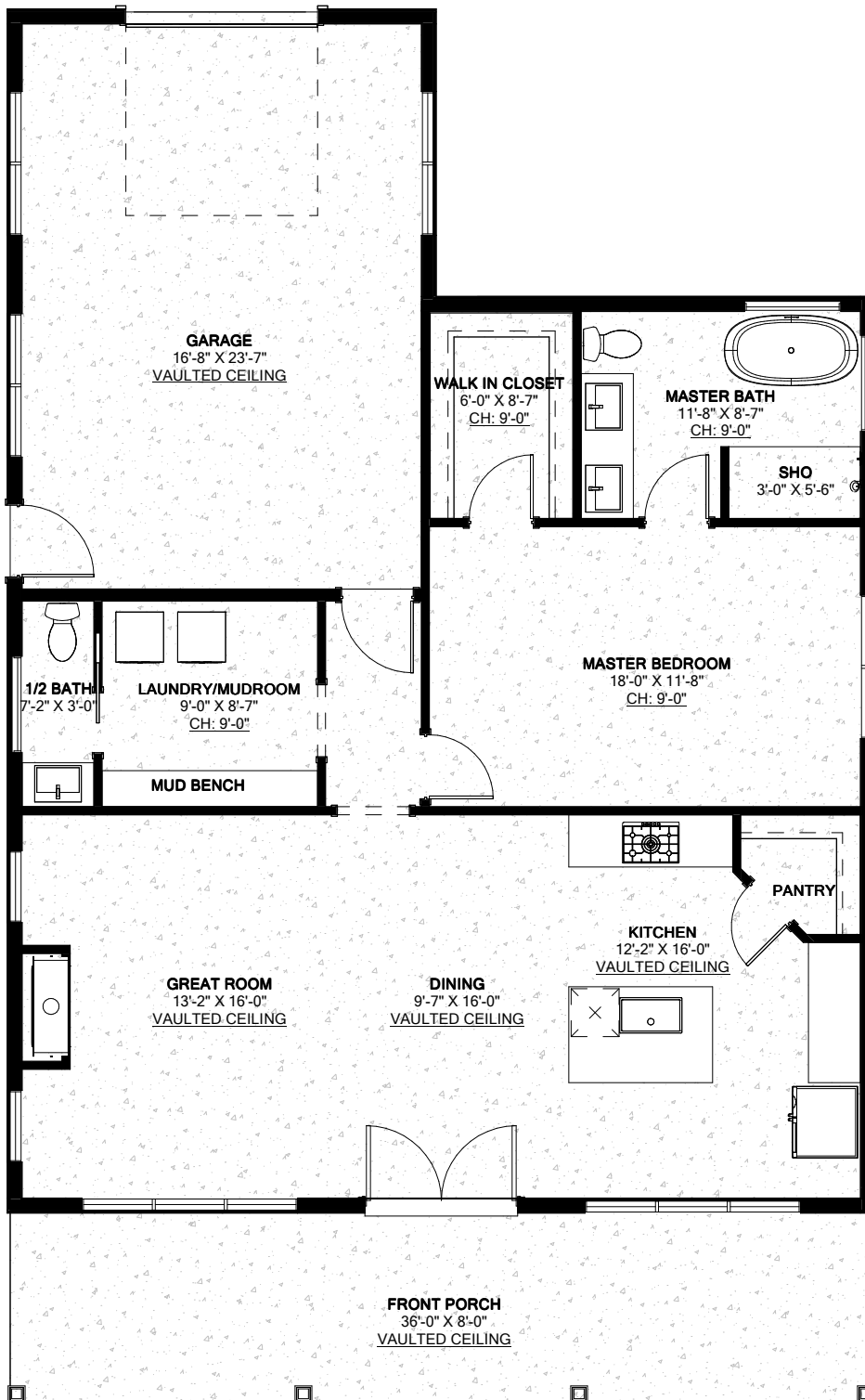
Bedrooms:	1	Living Area:	1,200 SF
Bathrooms:	1.5	Garage:	0 SF
Garages:	0	Porch:	400 SF
Width:	30'-0"	Patio:	400SF
Depth:	40'-0"	Others:	0 SF

PLAN NAME

The Chepstow Plan
(CH2251-A)

10 OF 11

These visual depictions serve as the artist's interpretation of the Stock Plan and may exhibit slight variations from the actual Stock Plan. The author retains the right to modify, update, and enhance Stock Plans at their discretion.



11

DESIGN INFORMATION & SQUARE FOOTAGE

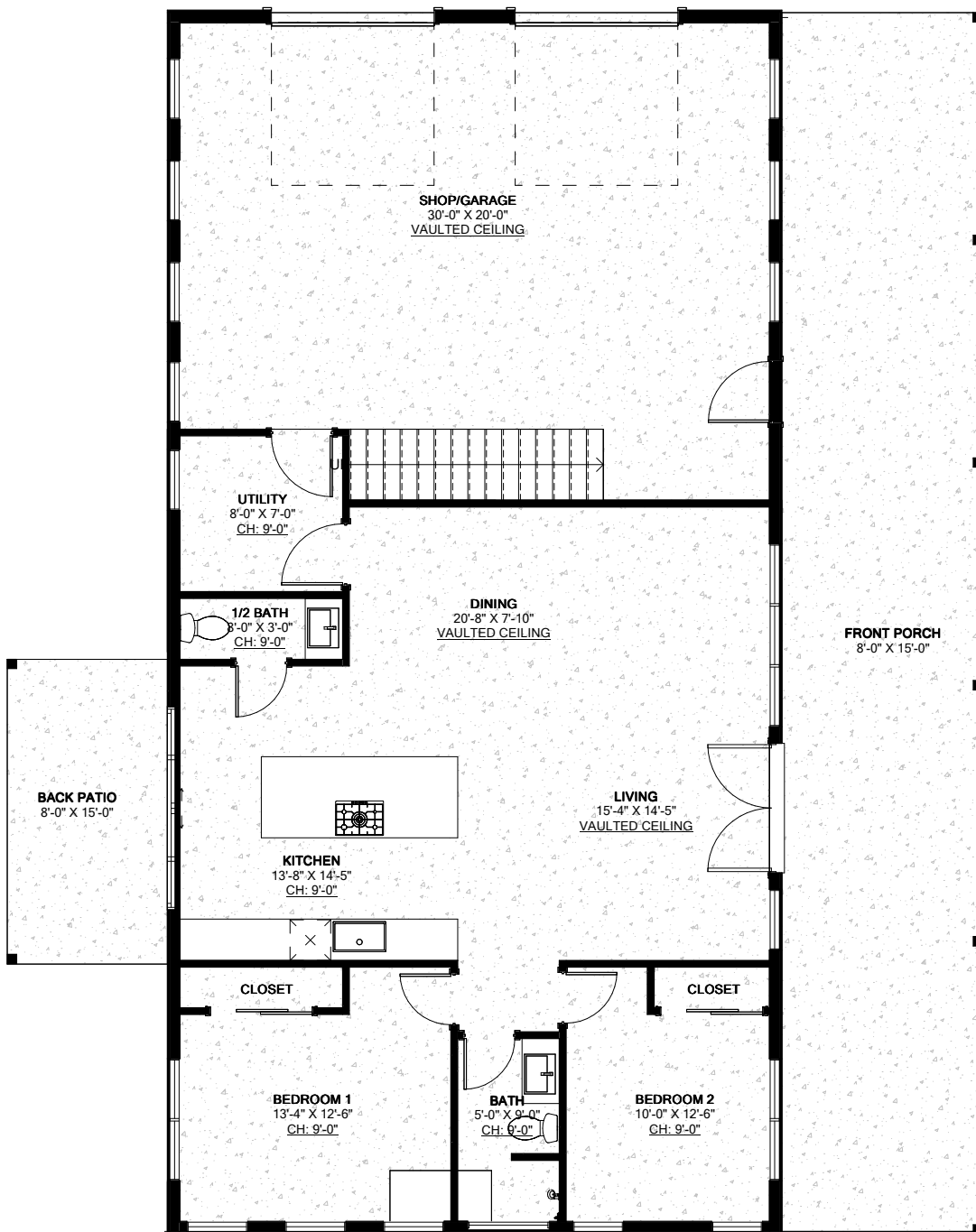
Bedrooms:	1	Living Area:	1,160 SF
Bathrooms:	1.5	Garage:	420 SF
Garages:	1	Porch:	290 SF
Width:	36'-0"	Patio:	0 SF
Depth:	50'-0"	Others:	0 SF

PLAN NAME


The Brinkworth Plan
(BR2261-A)

11 OF 11

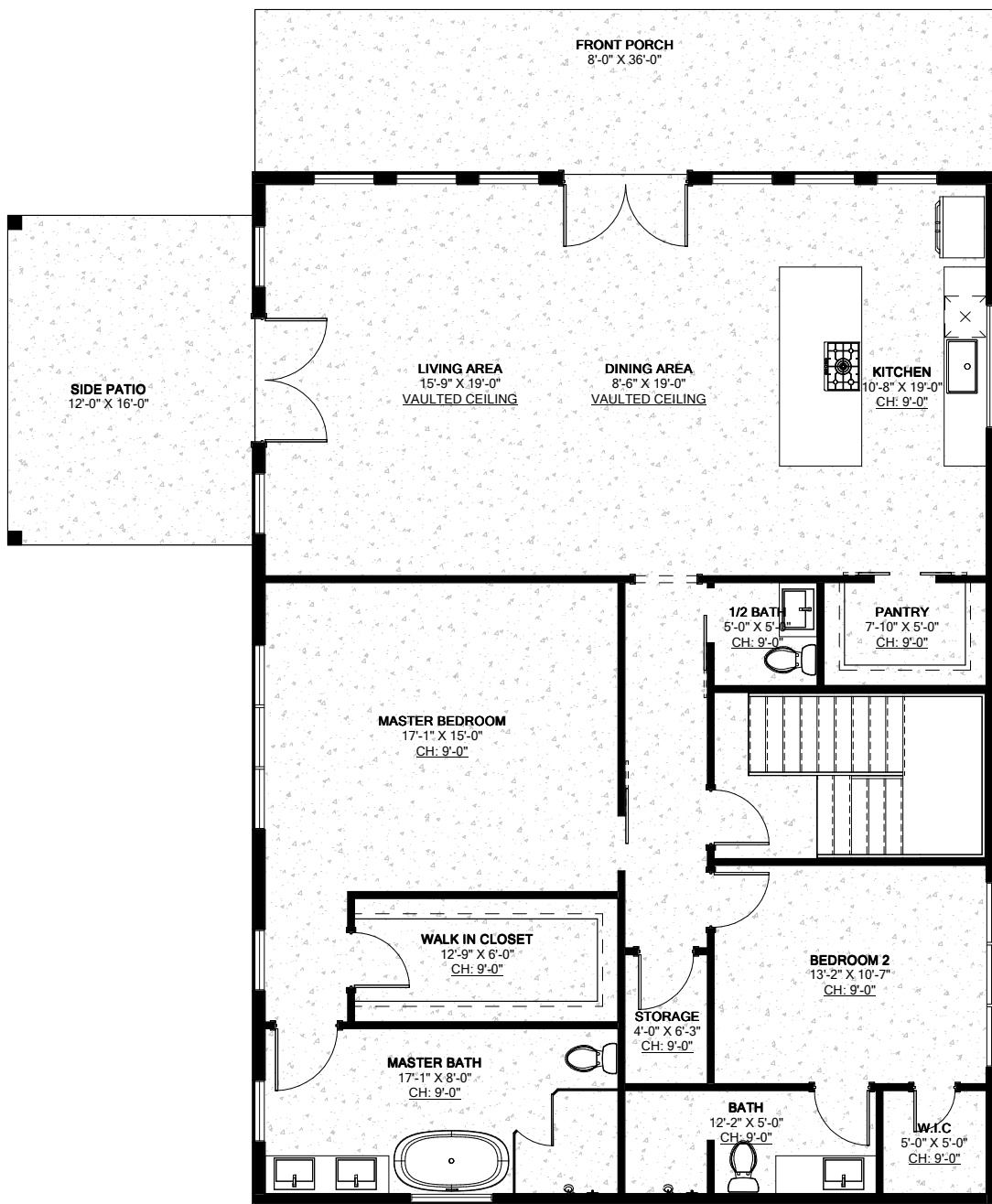
These visual depictions serve as the artist's interpretation of the Stock Plan and may exhibit slight variations from the actual Stock Plan. The author retains the right to modify, update, and enhance Stock Plans at their discretion.



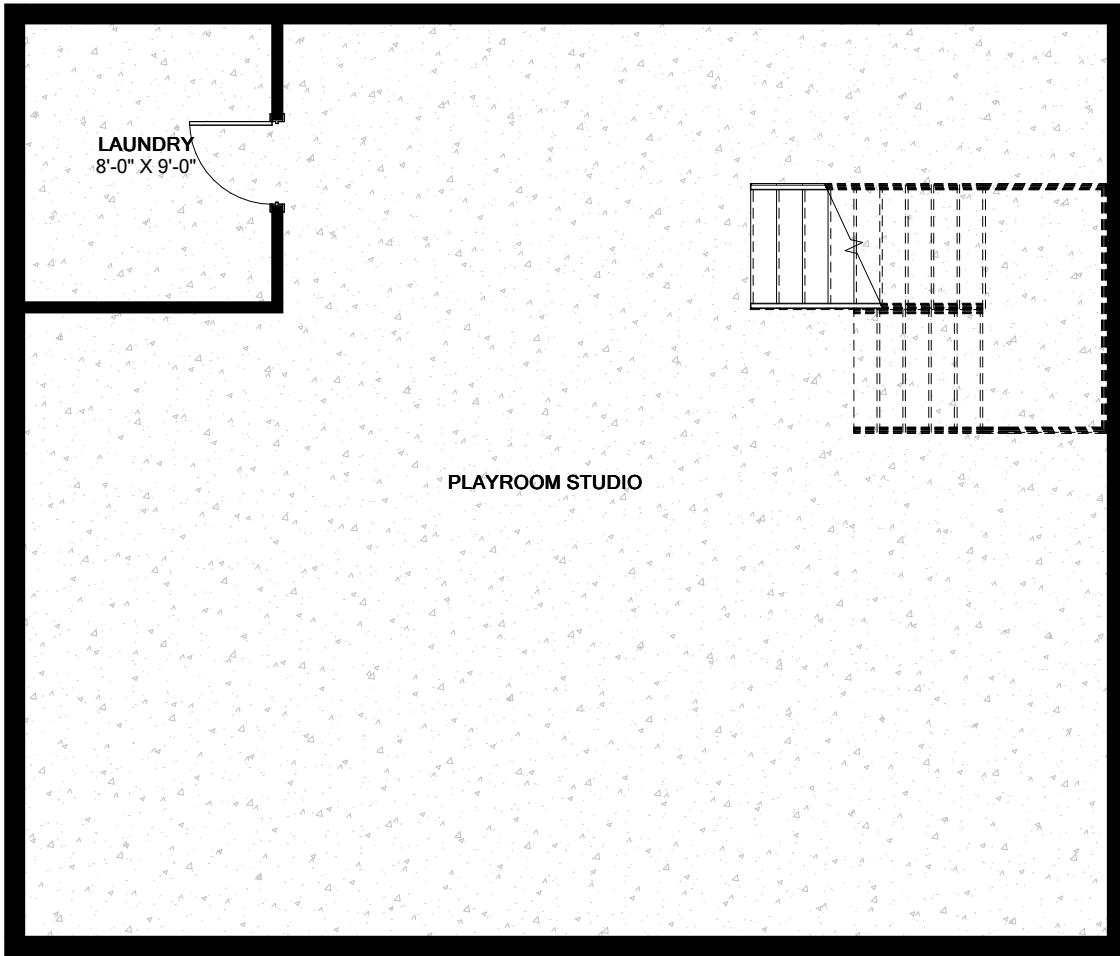
1	DESIGN INFORMATION & SQUARE FOOTAGE		PLAN NAME	1 OF 4
	Bedrooms: 2	Living Area: 1,112 SF	The Dersingham Plan (DE2271-A)	
	Bathrooms: 1.5	Garage: 646 SF		
	Garages: 2	Porch: 593 SF		
	Width: 30'-0"	Patio: 119 SF		
Depth: 60'-0"	Others: 738 SF			
These visual depictions serve as the artist's interpretation of the Stock Plan and may exhibit slight variations from the actual Stock Plan. The author retains the right to modify, update, and enhance Stock Plans at their discretion.				



1	DESIGN INFORMATION & SQUARE FOOTAGE		PLAN NAME The Dersingham Plan (DE2271-A)	1 OF 4
	Bedrooms: 2	Living Area: 1,112 SF		
	Bathrooms: 1.5	Garage: 646 SF		
	Garages: 2	Porch: 593 SF		
	Width: 30'-0"	Patio: 119 SF		
Depth: 60'-0"	Others: 738 SF	<i>These visual depictions serve as the artist's interpretation of the Stock Plan and may exhibit slight variations from the actual Stock Plan. The author retains the right to modify, update, and enhance Stock Plans at their discretion.</i>		



2	DESIGN INFORMATION & SQUARE FOOTAGE		PLAN NAME The Lansdowne Plan (LA2281-A)	2 OF 4
	Bedrooms: 2	Living Area: 1,721 SF		
	Bathrooms: 2.5	Garage: 0 SF		
	Garages: 0	Porch: 288 SF		
	Width: 36'-0"	Patio: 192 SF		
Depth: 50'-0"	Others: 1,098 SF	These visual depictions serve as the artist's interpretation of the Stock Plan and may exhibit slight variations from the actual Stock Plan. The author retains the right to modify, update, and enhance Stock Plans at their discretion.		



2

DESIGN INFORMATION & SQUARE FOOTAGE

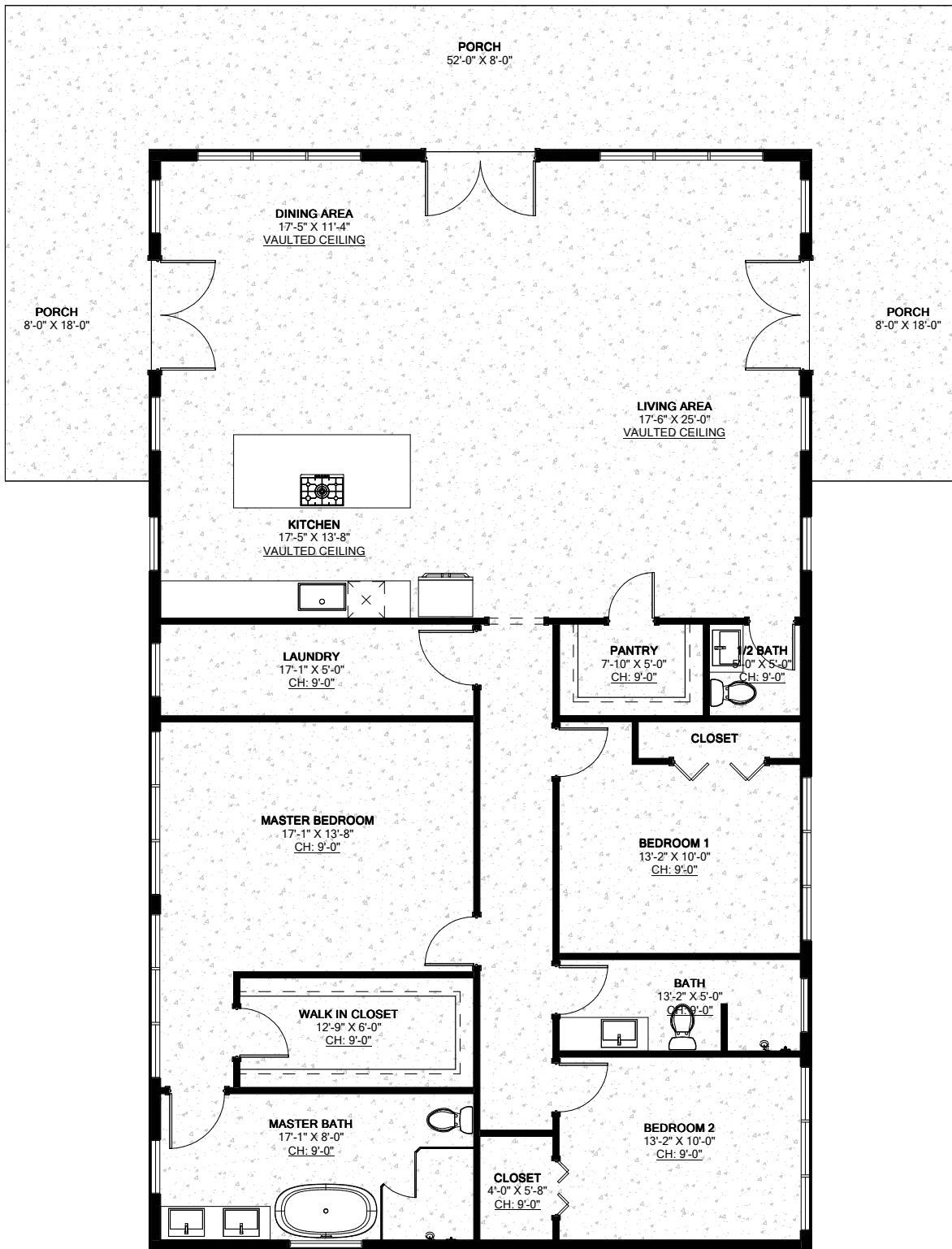
Bedrooms: 2	Living Area: 1,721 SF
Bathrooms: 2.5	Garage: 0 SF
Garages: 0	Porch: 288 SF
Width: 36'-0"	Patio: 192 SF
Depth: 50'-0"	Others: 1,098 SF

PLAN NAME

The Lansdowne Plan
(LA2281-A)

2 OF 4

These visual depictions serve as the artist's interpretation of the Stock Plan and may exhibit slight variations from the actual Stock Plan. The author retains the right to modify, update, and enhance Stock Plans at their discretion



3

DESIGN INFORMATION & SQUARE FOOTAGE

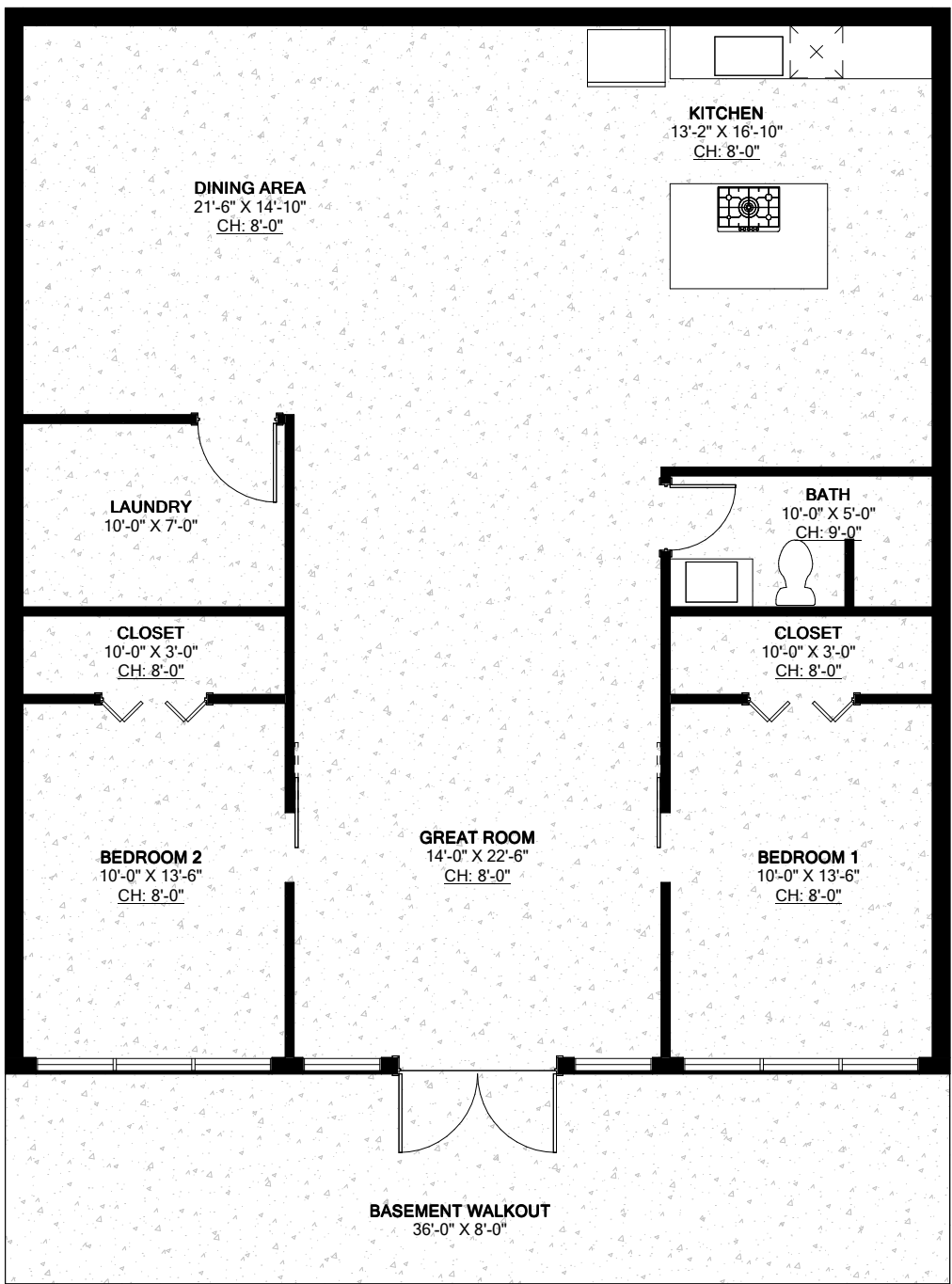
Bedrooms:	5	Living Area:	3,619 SF
Bathrooms:	3.5	Garage:	0 SF
Garages:	0	Porch:	1,000 SF
Width:	36'-0"	Patio:	0 SF
Depth:	60'-0"	Others:	0 SF

PLAN NAME

The Babington Plan
(BA2291-A)

3 OF 4

These visual depictions serve as the artist's interpretation of the Stock Plan and may exhibit slight variations from the actual Stock Plan. The author retains the right to modify, update, and enhance Stock Plans at their discretion.



3	DESIGN INFORMATION & SQUARE FOOTAGE		PLAN NAME The Babington Plan (BA2291-A)	3 OF 4
	Bedrooms: 5	Living Area: 3,619 SF		
	Bathrooms: 3.5	Garage: 0 SF		
	Garages: 0	Porch: 1,000 SF		
	Width: 36'-0"	Patio: 0 SF		
Depth: 60'-0"	Others: 0 SF			
These visual depictions serve as the artist's interpretation of the Stock Plan and may exhibit slight variations from the actual Stock Plan. The author retains the right to modify, update, and enhance Stock Plans at their discretion.				



4

DESIGN INFORMATION & SQUARE FOOTAGE

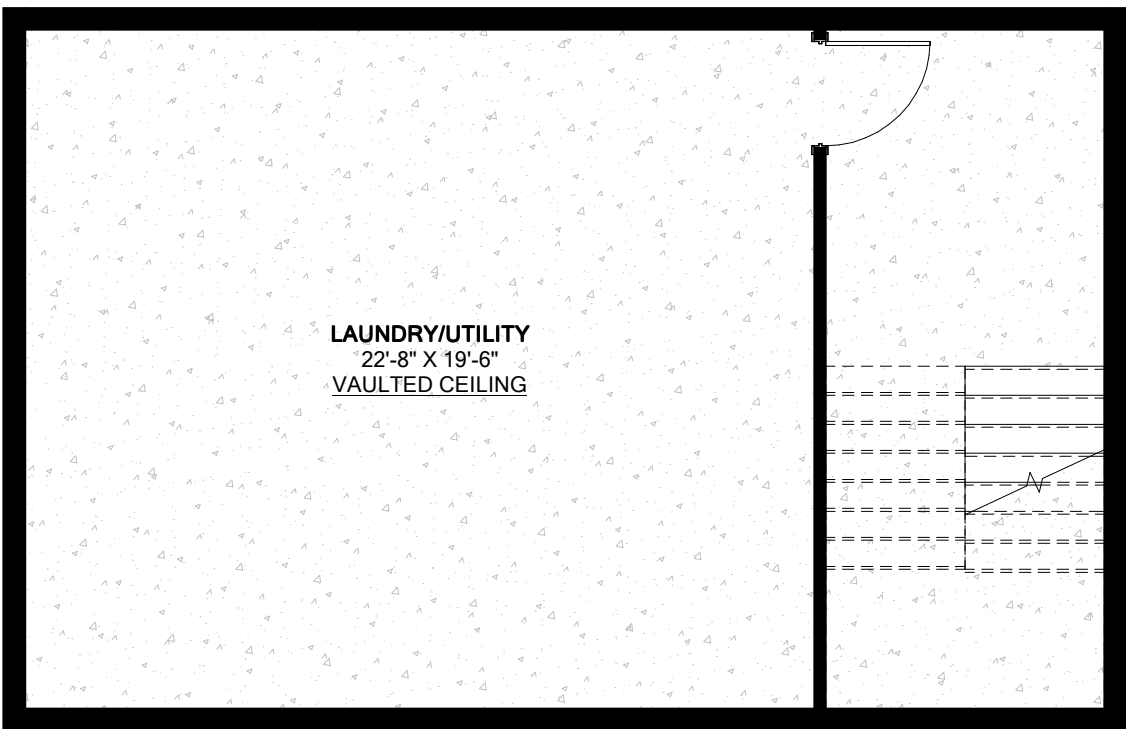
Bedrooms:	2	Living Area:	2,020 SF
Bathrooms:	2	Garage:	470 SF
Garages:	0	Porch:	480 SF
Width:	32'-0"	Patio:	0 SF
Depth:	60'-0"	Others:	0 SF

PLAN NAME

The Somersby Plan
(S02301-A)

4 OF 4

These visual depictions serve as the artist's interpretation of the Stock Plan and may exhibit slight variations from the actual Stock Plan. The author retains the right to modify, update, and enhance Stock Plans at their discretion.



4

DESIGN INFORMATION & SQUARE FOOTAGE

Bedrooms: 2	Living Area: 2,020 SF
Bathrooms: 2	Garage: 470 SF
Garages: 0	Porch: 480 SF
Width: 32'-0"	Patio: 0 SF
Depth: 60'-0"	Others: 0 SF

PLAN NAME

The Somersby Plan
(S02301-A)

4 OF 4

These visual depictions serve as the artist's interpretation of the Stock Plan and may exhibit slight variations from the actual Stock Plan. The author retains the right to modify, update, and enhance Stock Plans at their discretion.